

ONE STANLEY

EXQUISITE COLLECTION OF SEASIDE RESIDENCES

SALES BROCHURE

售樓說明書

1. NOTES TO PURCHASERS OF FIRST-HAND RESIDENTIAL PROPERTIES

一手住宅物業買家須知

You are advised to take the following steps before purchasing first-hand residential properties.

For all first-hand residential properties

1. Important information

- Make reference to the materials available on the Sales of First-hand Residential Properties Electronic Platform (SRPE) (www.srpe.gov.hk) on the first-hand residential property market.
- Study the information on the website designated by the vendor for the development, including the sales brochure, price lists, documents containing the sales arrangements, and the register of transactions of a development.
- Sales brochure for a development will be made available to the general public at least 7 days immediately before a date of sale while price list and sales arrangements will be made available at least 3 days immediately before the date of sale.
- Information on transactions can be found on the register of transactions on the website designated by the vendor for the development and the SRPE.

2. Fees, mortgage loan and property price

- Calculate the total expenses of the purchase, such as solicitors' fees, mortgage charges, insurance fees and stamp duties.
- Check with banks to find out if you will be able to obtain the needed mortgage loan, select the appropriate payment method and calculate the amount of the mortgage loan to ensure it is within your repayment ability.
- Check recent transaction prices of comparable properties for comparison.
- Check with the vendor or the estate agent the estimated management fee, the amount of management fee payable in advance (if any), special fund payable (if any), the amount of reimbursement of the deposits for water, electricity and gas (if any), and/or the amount of debris removal fee (if any) you have to pay to the vendor or the manager of the development.

3. Price list, payment terms and other financial incentives

- Vendors may not offer to sell all the residential properties that are covered in a price list. To know which residential properties the vendors may offer to sell, pay attention to the sales arrangements which will be announced by the vendors at least 3 days before the relevant residential properties are offered to be sold.
- Pay attention to the terms of payment as set out in a price list. If there are discounts on the price, gift, or any financial advantage or benefit to be made available in connection with the purchase of the residential properties, such information will also be set out in the price list.
- If you intend to opt for any mortgage loan plans offered by financial institutions specified by the vendor, before entering into a preliminary agreement for sale and purchase (PASP), you must study the details of various mortgage loan plans¹ as set out in the price list concerned. If you have any questions about these mortgage loan plans, you should check with the financial institutions concerned direct before entering into a PASP.

1 The details of various mortgage loan plans include the requirements for mortgagors on minimum income level, the loan limit under the first mortgage and second mortgage, the maximum loan repayment period, the change of mortgage interest rate throughout the entire repayment period, and the payment of administrative fees.

4. Property area and its surroundings

- Pay attention to the area information in the sales brochure and price list, and price per square foot/metre in the price list. According to the Residential Properties (First-hand Sales) Ordinance (Cap. 621) (the Ordinance), vendors can only present the area and price per square foot and per square metre of a residential property using saleable area. Saleable area, in relation to a residential property, means the floor area of the residential property, and includes the floor area of every one of the following to the extent that it forms part of the residential property - (i) a balcony; (ii) a utility platform; and (iii) a verandah. The saleable area excludes the area of the following which forms part of the residential property - air-conditioning plant room; bay window; cockloft; flat roof; garden; parking space; roof; stairhood; terrace and yard.
- Floor plans of all residential properties in the development have to be shown in the sales brochure. In a sales brochure, floor plans of residential properties in the development must state the external and internal dimensions of each residential property². The external and internal dimensions of residential properties as provided in the sales brochure exclude plaster and finishes. You are advised to note this if you want to buy furniture before handing over of the residential property.
- Visit the development site and get to know the surroundings of the property (including transportation and community facilities). Check town planning proposals and decisions which may affect the property. Take a look at the location plan, aerial photograph, outline zoning plan and cross-section plan that are provided in the sales brochure.

5. Sales brochure

- Ensure that the sales brochure obtained is the latest version. According to the Ordinance, the sales brochure made available to the public should be printed or examined, or examined and revised within the previous 3 months.
- In respect of an uncompleted development, the vendor may alter the building plans (if any) whenever the vendor considers necessary. To know the latest information of an uncompleted development, keep paying attention to any revised sales brochures made available by the vendor.
- Read through the sales brochure and in particular, check the following information in the sales brochure -
 - whether there is a section on "relevant information" in the sales brochure, under which information on any matter that is known to the vendor but is not known to the general public, and is likely to materially affect the enjoyment of a residential property will be set out. Please note that information contained in a document that has been registered with the Land Registry will not be regarded as "relevant information";
 - the cross-section plan showing a cross-section of the building in relation to every street adjacent to the building, and the level of every such street in relation to a known datum and to the level of the lowest residential floor of the building. This will help you visualize the difference in height between the lowest residential floor of a building and the street level, regardless of how that lowest residential floor is named;
 - interior and exterior fittings and finishes and appliances;
 - the basis on which management fees are shared;
 - whether individual owners have obligations or need to share the expenses for managing, operating and maintaining the public open space or public facilities inside or outside the development, and the location of the public open space or public facilities; and
 - whether individual owners have responsibility to maintain slopes.

2 According to section 10(2)(d) in Part 1 of Schedule 1 to the Ordinance, each of the floor plans of the residential properties in the development in the sales brochure must state the following -

- (i) the external dimensions of each residential property;
- (ii) the internal dimensions of each residential property;
- (iii) the thickness of the internal partitions of each residential property;
- (iv) the external dimensions of individual compartments in each residential property.

According to section 10(3) in Part 1 of Schedule 1 to the Ordinance, if any information required by section 10(2)(d) in Part 1 of Schedule 1 to the Ordinance is provided in the approved building plans for the development, a floor plan must state the information as so provided.

1. NOTES TO PURCHASERS OF FIRST-HAND RESIDENTIAL PROPERTIES

一手住宅物業買家須知

6. Government land grant and deed of mutual covenant (DMC)

- Read the Government land grant and the DMC (or the draft DMC). Information such as ownership of the rooftop and external walls can be found in the DMC. The vendor will provide copies of the Government land grant and the DMC (or the draft DMC) at the place where the sale is to take place for free inspection by prospective purchasers.
- Check the Government land grant on whether individual owners are liable to pay Government rent.
- Check the DMC on whether animals can be kept in the residential property.

7. Information on Availability of Residential Properties for Selection at Sales Office

- Check with the vendor which residential properties are available for selection. If a “consumption table” is displayed by the vendor at the sales office, you may check from the table information on the progress of sale on a date of sale, including which residential properties are offered for sale at the beginning of that date of sale and which of them have been selected and sold during that date of sale.
- Do not believe in rumours about the sales condition of the development and enter into a PASP rashly.

8. Register of Transactions

- Pay attention to the register of transactions for a development. A vendor must, within 24 hours after entering into a PASP with a purchaser, enter transaction information of the PASP in the register of transactions. The vendor must, within 1 working day after entering into an agreement for sale and purchase (ASP), enter transaction information of the ASP in the register of transactions. Check the register of transactions for the concerned development to learn more about the sales condition of the development.
- Never take the number of registrations of intent or cashier orders a vendor has received for the purpose of registration as an indicator of the sales volume of a development. The register of transactions for a development is the most reliable source of information from which members of the public can grasp the daily sales condition of the development.

9. Agreement for sale and purchase

- Ensure that the PASP and ASP include the mandatory provisions as required by the Ordinance.
- Pay attention that fittings, finishes and appliances to be included in the sale and purchase of the property are inserted in the PASP and ASP.
- Pay attention to the area plan annexed to the ASP which shows the total area which the vendor is selling to you. The total area which the vendor is selling to you is normally greater than the saleable area of the property.
- Pay attention to the vendor's right to alter the building plans (if any) for an uncompleted development. The mandatory provisions to be incorporated in an ASP for uncompleted development as required by the Ordinance include a provision requiring the vendor to notify the purchaser in writing of such alteration if the same affects in any way the property within 14 days after its having been approved by the Building Authority.
- A preliminary deposit of 5% of the purchase price is payable by you to the owner (i.e. the seller) on entering into a PASP.
- If you do not execute the ASP within 5 working days (working day means a day that is not a general holiday or a Saturday or a black rainstorm warning day or gale warning day) after entering into the PASP, the PASP is terminated, the preliminary deposit (i.e. 5% of the purchase price) is forfeited, and the owner (i.e. the seller) does not have any further claim against you for not executing the ASP.
- If you execute the ASP within 5 working days after the signing of the PASP, the owner (i.e. the seller) must execute the ASP within 8 working days after entering into the PASP.
- The deposit should be made payable to the solicitors' firm responsible for stakeholding purchasers' payments for the property.

10. Expression of intent of purchasing a residential property

- Note that vendors (including their authorized representative(s)) should not seek or accept any specific or general expression of intent of purchasing any residential property before the relevant price lists for such properties are made available to the public. You therefore should not make such an offer to the vendors or their authorized representative(s).
- Note that vendors (including their authorized representative(s)) should not seek or accept any specific expression of intent of purchasing a particular residential property before the sale of the property has commenced. You therefore should not make such an offer to the vendors or their authorized representative(s).

11. Appointment of estate agent

- Note that if the vendor has appointed one or more than one estate agents to act in the sale of any specified residential property in the development, the price list for the development must set out the name of all the estate agents so appointed as at the date of printing of the price list.
- You may appoint any estate agent (not necessarily from those estate agency companies appointed by the vendor) to act in the purchase of any specified residential property in the development, and may also not appoint any estate agent to act on your behalf.
- Before you appoint an estate agent to look for a property, you should -
 - find out whether the agent will act on your behalf only. If the agent also acts for the vendor, he/she may not be able to protect your best interests in the event of a conflict of interest;
 - find out whether any commission is payable by you to the estate agent and, if so, its amount and the time of payment; and
 - note that only licensed estate agents or salespersons may accept your appointment. If in doubt, you should request the estate agent or salesperson to produce his/her Estate Agent Card, or check the Licence List on the Estate Agents Authority website: www.eaa.org.hk.

12. Appointment of solicitor

- Consider appointing your own solicitor to protect your interests. If the solicitor also acts for the vendor, he/she may not be able to protect your best interests in the event of a conflict of interest.
- Compare the charges of different solicitors.

For first-hand uncompleted residential properties

13. Pre-sale Consent

- For uncompleted residential property under the Lands Department Consent Scheme, seek confirmation from the vendor whether the “Pre-sale Consent” has been issued by the Lands Department for the development.

14. Show flats

- While the vendor is not required to make any show flat available for viewing by prospective purchasers or the general public, if the vendor wishes to make available show flats of a specified residential property, the vendor must first of all make available an unmodified show flat of that residential property and that, having made available such unmodified show flat, the vendor may then make available a modified show flat of that residential property. In this connection, the vendor is allowed to make available more than one modified show flat of that residential property.
- If you visit the show flats, you should always look at the unmodified show flats for comparison with the modified show flats. That said, the Ordinance does not restrict the discretion of the vendor in arranging the sequence of the viewing of unmodified and modified show flats.
- Sales brochure of the development should have been made available to the public when the show flat is made available for viewing. You are advised to get a copy of the sales brochure and make reference to it when viewing the show flats.

1. NOTES TO PURCHASERS OF FIRST-HAND RESIDENTIAL PROPERTIES

一手住宅物業買家須知

- You may take measurements in modified and unmodified show flats, and take photographs or make video recordings of unmodified show flats, subject to reasonable restriction(s) which may be set by the vendor for ensuring safety of the persons viewing the show flat.

For first-hand uncompleted residential properties and completed residential properties pending compliance

15. Estimated material date and handing over date

- Check the estimated material date³ for the development in the sales brochure.
 - The estimated material date for a development in the sales brochure is not the same as the date on which a residential property is handed over to purchaser. The latter is normally later than the former. However, the handing over date may be earlier than the estimated material date set out in the sales brochure in case of earlier completion of the development.
- Handing over date
 - The mandatory provisions to be incorporated in an ASP as required by the Ordinance include a provision requiring the vendor to apply in writing for an Occupation Document/a Certificate of Compliance or the Director of Lands' Consent to Assign (as the case may be) in respect of the development within 14 days after the estimated material date as stipulated in the ASP.
 - ~ For development subject to the Lands Department Consent Scheme, the vendor is required to notify the purchaser in writing that the vendor is in a position validly to assign the property within one month after the issue of the Certificate of Compliance or the Consent to Assign, whichever first happens; or
 - ~ For development not subject to the Lands Department Consent Scheme, the vendor is required to notify the purchaser in writing that the vendor is in a position validly to assign the property within 6 months after the issue of the Occupation Document including Occupation Permit.
 - The mandatory provisions to be incorporated in an ASP as required by the Ordinance include a provision requiring completion of the sale and purchase within 14 days after the date of the notification aforesaid. Upon completion, the vendor shall arrange handover of the property to the purchaser.
- Authorized Person (AP) may grant extension(s) of time for completion of the development beyond the estimated material date.
 - The mandatory provisions to be incorporated in an ASP as required by the Ordinance include a provision that the AP of a development may grant an extension of time for completion of the development beyond the estimated material date having regard to delays caused exclusively by any one or more of the following reasons:
 - ~ strike or lock-out of workmen;
 - ~ riots or civil commotion;
 - ~ force majeure or Act of God;
 - ~ fire or other accident beyond the vendor's control;
 - ~ war; or
 - ~ inclement weather.
 - The AP may grant more than once such an extension of time depending on the circumstances. That means handover of the property may be delayed.
 - The mandatory provisions to be incorporated in an ASP as required by the Ordinance also include a provision requiring the vendor to, within 14 days after the issue of an extension of time granted by the AP, furnish the purchaser with a copy of the relevant certificate of extension.
- Ask the vendor if there are any questions on handing over date.

For first-hand completed residential properties

16. Vendor's information form

- Ensure that you obtain the "vendor's information form(s)" printed within the previous 3 months in relation to the residential property/properties you intend to purchase.

17. Viewing of property

- Ensure that, before you purchase a residential property, you are arranged to view the residential property that you would like to purchase or, if it is not reasonably practicable to view the property in question, a comparable property in the development, unless you agree in writing that the vendor is not required to arrange such a comparable property for viewing for you. You are advised to think carefully before signing any waiver.
- You may take measurements, take photographs or make video recordings of the property, unless the property is held under a tenancy or reasonable restriction(s) is/are needed to ensure safety of the persons viewing the property.

For complaints and enquiries relating to the sales of first-hand residential properties by the vendors which the Ordinance applies, please contact the Sales of First-hand Residential Properties Authority -

Website : www.srpa.gov.hk
Telephone : 2817 3313
Email : enquiry_srpa@hd.gov.hk
Fax : 2219 2220

Other useful contacts:

Consumer Council
Website : www.consumer.org.hk
Telephone : 2929 2222
Email : cc@consumer.org.hk
Fax : 2856 3611

Estate Agents Authority
Website : www.eaa.org.hk
Telephone : 2111 2777
Email : enquiry@eaa.org.hk
Fax : 2598 9596

Real Estate Developers Association of Hong Kong
Telephone : 2826 0111
Fax : 2845 2521

Sales of First-hand Residential Properties Authority
March 2023

³ Generally speaking, "material date" means the date on which the conditions of the land grant are complied with in respect of the development, or the date on which the development is completed in all respects in compliance with the approved building plans or the conditions subject to which the certificate of exemption is issued. For details, please refer to section 2 of the Ordinance.

1. NOTES TO PURCHASERS OF FIRST-HAND RESIDENTIAL PROPERTIES

一手住宅物業買家須知

您在購置一手住宅物業之前，應留意下列事項：

適用於所有一手住宅物業

1. 重要資訊

- 瀏覽一手住宅物業銷售資訊網(下稱「銷售資訊網」)(網址：www.srpe.gov.hk)，參考「銷售資訊網」內有關一手住宅物業的市場資料。
- 閱覽賣方就該發展項目所指定的互聯網網站內的有關資訊，包括售樓說明書、價單、載有銷售安排的文件，及成交紀錄冊。
- 發展項目的售樓說明書，會在該項目的出售日期前最少七日向公眾發布，而有關價單和銷售安排，亦會在該項目的出售日期前最少三日公布。
- 在賣方就有關發展項目所指定的互聯網網站，以及「銷售資訊網」內，均載有有關物業成交資料的成交紀錄冊，以供查閱。

2. 費用、按揭貸款和樓價

- 計算置業總開支，包括律師費、按揭費用、保險費，以及印花稅。
- 向銀行查詢可否取得所需的按揭貸款，然後選擇合適的還款方式，並小心計算按揭貸款金額，以確保貸款額沒有超出本身的負擔能力。
- 查閱同類物業最近的成交價格，以作比較。
- 向賣方或地產代理瞭解，您須予賣方或該發展項目的管理人的預計的管理費、管理費上期金額(如有)、特別基金金額(如有)、補還的水、電力及氣體按金(如有)、以及/或清理廢料的費用(如有)。

3. 價單、支付條款，以及其他財務優惠

- 賣方未必會把價單所涵蓋的住宅物業悉數推售，因此應留意有關的銷售安排，以了解賣方會推售的住宅物業為何。賣方會在有關住宅物業推售日期前最少三日公布銷售安排。
- 留意價單所載列的支付條款。倘買家可就購置有關住宅物業而連帶獲得價格折扣、贈品，或任何財務優惠或利益，上述資訊亦會在價單內列明。
- 如您擬選由賣方指定的財務機構提供的各類按揭貸款計劃，在簽訂臨時買賣合約前，應先細閱有關價單內列出的按揭貸款計劃資料¹。如就該些按揭貸款計劃的詳情有任何疑問，應在簽訂臨時買賣合約前，直接向有關財務機構查詢。

4. 物業的面積及四周環境

- 留意載於售樓說明書和價單內的物業面積資料，以及載於價單內的每平方呎/每平方米售價。根據《一手住宅物業銷售條例》(第621章)(下稱「條例」)，賣方只可以實用面積表達住宅物業的面積和每平方呎及平方米的售價。就住宅物業而言，實用面積指該住宅物業的樓面面積，包括在構成該物業的一部分的範圍內的以下每一項目的樓面面積：(i) 露台；(ii) 工作平台；以及(iii) 陽台。實用面積並不包括空調機房、窗台、閣樓、平台、花園、停車位、天台、梯屋、前庭或庭院的每一項目的面積，即使該些項目構成該物業的一部分的範圍。
- 售樓說明書必須顯示發展項目中所有住宅物業的樓面平面圖。在售樓說明書所載有關發展項目中住宅物業的每一份樓面平面圖，均須述明每個住宅物業的外部及內部尺寸²。售樓說明書所提供有關住宅物業外部及內部的尺寸，不會把批盪和裝飾物包括在內。買家收樓前如欲購置家具，應留意這點。

1 按揭貸款計劃的資料包括有關按揭貸款計劃對借款人的最低收入的要求，就第一按揭連同第二按揭可獲得的按揭貸款金額上限、最長還款年期、整個還款期內的按揭利率變化，以及申請人須繳付的手續費。

2 根據條例附表1第1部第10(2)(d)條述明，售樓說明書內顯示的發展項目中的住宅物業的每一份樓面平面圖須述明以下各項－

- 每個住宅物業的外部尺寸；
- 每個住宅物業的內部尺寸；
- 每個住宅物業的內部間隔的厚度；
- 每個住宅物業內個別分隔室的外部尺寸。

根據條例附表1第1部第10(3)條，如有關發展項目的經批准的建築圖則，提供條例附表1第1部第10(2)(d)條所規定的資料，樓面平面圖須述明如此規定的該資料。

- 親臨發展項目的所在地實地視察，以了解有關物業的四周環境(包括交通和社區設施)；亦應查詢有否任何城市規劃方案和議決，會對有關的物業造成影響；參閱載於售樓說明書內的位置圖、鳥瞰照片、分區計劃大綱圖，以及橫截面圖。

5. 售樓說明書

- 確保所取得的售樓說明書屬最新版本。根據條例，提供予公眾的售樓說明書必須是在之前的三個月之內印製或檢視、或檢視及修改。
- 如屬未落成發展項目，賣方在認為有需要時可改動建築圖則(如有的話)，因此應留意由賣方提供的任何經修改的售樓說明書，以了解有關未落成發展項目的最新資料。
- 閱覽售樓說明書，並須特別留意以下資訊：
 - 售樓說明書內有否關於「有關資料」的部分，列出賣方知悉但並非為一般公眾人士所知悉，關於相當可能對享有有關住宅物業造成重大影響的事宜的資料。請注意，已在土地註冊處註冊的文件，其內容不會被視為「有關資料」；
 - 橫截面圖會顯示有關建築物相對毗連該建築物的每條街道的橫截面，以及每條上述街道與已知基準面和該建築物最低的一層住宅樓層的水平相對的水平。橫截面圖能以圖解形式，顯示出建築物最低一層住宅樓層和街道水平的高低差距，不論該最低住宅樓層以何種方式命名；
 - 室內和外部的裝置、裝修物料和設備；
 - 管理費按甚麼基準分擔；
 - 小業主有否責任或需要分擔管理、營運或維持有關發展項目以內或以外的公眾休憩用地或公共設施的開支，以及有關公眾休憩用地或公共設施的位置；以及
 - 小業主是否須要負責維修斜坡。

6. 政府批地文件和公契

- 閱覽政府批地文件和公契(或公契擬稿)。公契內載有天台和外牆業權等相關資料。賣方會在售樓處提供政府批地文件和公契(或公契擬稿)的複本，供準買家免費閱覽。
- 留意政府批地文件內所訂明小業主是否須要負責支付地稅。
- 留意公契內訂明有關物業內可否飼養動物。

7. 售樓處內有關可供揀選住宅物業的資料

- 向賣方查詢清楚有哪些一手住宅物業可供揀選。若賣方在售樓處內展示「消耗表」，您可從該「消耗表」得悉在每個銷售日的銷售進度資料，包括在該個銷售日開始時有哪些住宅物業可供出售，以及在該個銷售日內有哪些住宅物業已獲揀選及售出。
- 切勿隨便相信有關發展項目銷情的傳言，倉卒簽立臨時買賣合約。

8. 成交紀錄冊

- 留意發展項目的成交紀錄冊。賣方須於臨時買賣合約訂立後的24小時內，於紀錄冊披露該臨時買賣合約的資料，以及於買賣合約訂立後一個工作天內，披露該買賣合約的資料。您可透過成交紀錄冊得悉發展項目的銷售情況。
- 切勿將賣方接獲用作登記的購樓意向書或本票的數目視為銷情指標。發展項目的成交紀錄冊才是讓公眾掌握發展項目每日銷售情況的最可靠資料來源。

9. 買賣合約

- 確保臨時買賣合約和買賣合約包含條例所規定的強制性條文。
- 留意有關物業買賣交易所包括的裝置、裝修物料和設備，須在臨時買賣合約和買賣合約上列明。
- 留意夾附於買賣合約的圖則。該圖則會顯示所有賣方售予您的物業面積，而該面積通常較該物業的實用面積為大。
- 留意賣方有權改動未落成發展項目的建築圖則(如有的話)。如屬未落成發展項目，條例規定物業的買賣合約須載有強制性條文，列明如有關改動在任何方面對該物業造成影響，賣方須在改動獲建築事務監督批准後的14日內，將該項改動以書面通知買家。
- 訂立臨時買賣合約時，您須向擁有人(即賣方)支付樓價5%的臨時訂金。

1. NOTES TO PURCHASERS OF FIRST-HAND RESIDENTIAL PROPERTIES

一手住宅物業買家須知

- 如您在訂立臨時買賣合約後五個工作日(工作日指並非公眾假日、星期六、黑色暴雨警告日或烈風警告日的日子)之內，沒有簽立買賣合約，該臨時買賣合約即告終止，有關臨時訂金(即樓價的5%)會被沒收，而擁有人(即賣方)不得因您沒有簽立買賣合約而對您提出進一步申索。
- 在訂立臨時買賣合約後的五個工作日之內，倘您簽立買賣合約，則擁有人(即賣方)必須在訂立該臨時買賣合約後的八個工作日之內簽立買賣合約。
- 有關的訂金，應付予負責為所涉物業擔任保證金保存人的律師事務所。

10. 表達購樓意向

- 留意在賣方(包括其獲授權代表)就有關住宅物業向公眾提供價單前，賣方不得尋求或接納任何對有關住宅物業的購樓意向(不論是否屬明確選擇購樓意向)。因此您不應向賣方或其授權代表提出有關意向。
- 留意在有關住宅物業的銷售開始前，賣方(包括其獲授權代表)不得尋求或接納任何對該物業的有明確選擇購樓意向。因此您不應向賣方或其授權代表提出有關意向。

11. 委託地產代理

- 留意倘賣方委任一個或多於一個地產代理，以協助銷售其發展項目內任何指明住宅物業，該發展項目的價單必須列明在價單印刷日期當日所有獲委任為地產代理的姓名/名稱。
- 您可委託任何地產代理(不一定是賣方所指定的地產代理)，以協助您購置發展項目內任何指明住宅物業；您亦可不委託任何地產代理。
- 委託地產代理以物物業前，您應該—
 - 了解該地產代理是否只代表您行事。該地產代理若同時代表賣方行事，倘發生利益衝突，未必能夠保障您的最大利益；
 - 了解您須否支付佣金予該地產代理。若須支付，有關的佣金金額和支付日期為何；以及
 - 留意只有持牌地產代理或營業員才可以接受您的委託。如有疑問，應要求該地產代理或營業員出示其「地產代理證」，或瀏覽地產代理監管局的網頁(網址：www.eaa.org.hk)，查閱牌照目錄。

12. 委聘律師

- 考慮自行委聘律師，以保障您的利益。該律師若同時代表賣方行事，倘發生利益衝突，未必能夠保障您的最大利益。
- 比較不同律師的收費。

適用於一手未落成住宅物業

13. 預售樓花同意書

- 洽購地政總署「預售樓花同意方案」下的未落成住宅物業時，應向賣方確認地政總署是否已就該發展項目批出「預售樓花同意書」。

14. 示範單位

- 賣方不一定須設置示範單位供準買家或公眾參觀，但賣方如為某指明住宅物業設置示範單位，必須首先設置該住宅物業的無改動示範單位，才可設置該住宅物業的經改動示範單位，並可以就該住宅物業設置多於一個經改動示範單位。
- 參觀示範單位時，務必視察無改動示範單位，以便與經改動示範單位作出比較。然而，條例並沒有限制賣方安排參觀無改動示範單位及經改動示範單位的先後次序。
- 賣方設置示範單位供公眾參觀時，應已提供有關發展項目的售樓說明書。因此，緊記先行索取售樓說明書，以便在參觀示範單位時參閱相關資料。
- 您可以在無改動示範單位及經改動示範單位中進行量度，並在無改動示範單位內拍照或拍攝影片，惟在確保示範單位參觀者人身安全的前提下，賣方可能會設定合理的限制。

適用於一手未落成住宅物業及尚待符合條件的已落成住宅物業

15. 預計關鍵日期及收樓日期

- 查閱售樓說明書中有關發展項目的預計關鍵日期³。
 - 售樓說明書中有關發展項目的預計關鍵日期並不同買家的「收樓日期」。買家的「收樓日期」一般會較發展項目的預計關鍵日期遲。然而，倘若發展項目比預期早落成，「收樓日期」可能會較售樓說明書列出的預計關鍵日期為早。
- 收樓日期
 - 條例規定買賣合約須載有強制性條文，列明賣方須於買賣合約內列出的預計關鍵日期後的14日內，以書面為發展項目申請佔用文件、合格證明書，或地政總署署長的轉讓同意(視屬何種情況而定)。~ 如發展項目屬地政總署預售樓花同意方案所規管，賣方須在合格證明書或地政總署署長的轉讓同意發出後的一個月內(以較早者為準)，就賣方有能力有效地轉讓有關物業一事，以書面通知買家；或~ 如發展項目並非屬地政總署預售樓花同意方案所規管，賣方須在佔用文件(包括佔用許可證)發出後的六個月內，就賣方有能力有效地轉讓有關物業一事，以書面通知買家。
 - 條例規定買賣合約須載有強制性條文，列明有關物業的買賣須於賣方發出上述通知的日期的14日內完成。有關物業的買賣完成後，賣方將安排買家收樓事宜。
- 認可人士可批予在預計關鍵日期之後完成發展項目
 - 條例規定買賣合約須載有強制性條文，列明發展項目的認可人士可以在顧及純粹由以下一個或多於一個原因所導致的延遲後，批予在預計關鍵日期之後，完成發展項目：
 - ~ 工人罷工或封閉工地；
 - ~ 暴動或內亂；
 - ~ 不可抗力或天災；
 - ~ 火警或其他賣方所不能控制的意外；
 - ~ 戰爭；或
 - ~ 惡劣天氣。
 - 發展項目的認可人士可以按情況，多於一次批予延後預計關鍵日期以完成發展項目，即收樓日期可能延遲。
 - 條例規定買賣合約須載有強制性條文，列明賣方須於認可人士批予延期後的14日內，向買家提供有關延期證明書的文本。
- 如對收樓日期有任何疑問，可向賣方查詢。

3 一般而言，「關鍵日期」指該項目符合批地文件的條件的日期，或該項目在遵照經批准的建築圖則的情況下或按照豁免證明書的發出的條件在各方面均屬完成的日期。有關詳情請參閱條例第2條。

1. NOTES TO PURCHASERS OF FIRST-HAND RESIDENTIAL PROPERTIES

一手住宅物業買家須知

適用於一手已落成住宅物業

16. 賣方資料表格

- 確保取得最近三個月內印製有關您擬購買的一手已落成住宅物業的「賣方資料表格」。

17. 參觀物業

- 購置住宅物業前，確保已獲安排參觀您打算購置的住宅物業。倘參觀有關物業並非合理地切實可行，則應參觀與有關物業相若的物業，除非您以書面同意賣方無須開放與有關物業相若的物業供您參觀。您應仔細考慮，然後才決定是否簽署豁免上述規定的書面同意。
- 除非有關物業根據租約持有，或為確保物業參觀者的人身安全而須設定合理限制，您可以對該物業進行量度、拍照或拍攝影片。

任何與賣方銷售受條例所規管的一手住宅物業有關的投訴和查詢，請與一手住宅物業銷售監管局聯絡。

網址：www.srpa.gov.hk 電話：2817 3313 電郵：enquiry_srpa@hd.gov.hk 傳真：2219 2220

其他相關聯絡資料：

消費者委員會 網址：www.consumer.org.hk 電話：2929 2222 電郵：cc@consumer.org.hk 傳真：2856 3611
--

地產代理監管局 網址：www.eaa.org.hk 電話：2111 2777 電郵：enquiry@eaa.org.hk 傳真：2598 9596
--

香港地產建設商會 電話：2826 0111 傳真：2845 2521

一手住宅物業銷售監管局
2023年3月

2. INFORMATION ON THE DEVELOPMENT 發展項目的資料

Name of the Development

One Stanley

發展項目名稱

One Stanley

The name of the street at which the Development is situated and the street number allocated by the Commissioner of Rating and Valuation for the purpose of distinguishing the Development

128 Wong Ma Kok Road

發展項目所位於的街道的名稱及由差餉物業估價署署長為識別發展項目的目的而編配的門牌號數

黃麻角道 128 號

The Development consists of multi-unit buildings and houses

發展項目包括多單位建築物及洋房

Total number of storeys of each multi-unit building

There are 11 multi-unit buildings in total:

Block 1, Block 2, Block 3, Block 5, Block 6, Block 7, Block 8, Block 9, Block 10, Block 11 and Block 12

Each of which contains 4 storeys

Notes: Block 4 is omitted

The above number of storeys does not include Lower Ground Floor, Third Level Lower Ground Floor, Second Level Lower Ground Floor, First Level Lower Ground Floor, Roof and Top Roof

每幢多單位建築物的樓層的總數

合共 11 座多單位建築物：

第 1 座、第 2 座、第 3 座、第 5 座、第 6 座、第 7 座、第 8 座、第 9 座、第 10 座、第 11 座及第 12 座

每座均有 4 層

備註：不設第 4 座

上述樓層數目不包括地下低層、第三層地下低層、第二層地下低層、第一層地下低層、天台及上層天台

Floor numbering in each multi-unit building as provided in the approved building plans for the Development

G/F, 1/F, 2/F and 3/F

發展項目的經批准的建築圖則所規定的每幢多單位建築物內的樓層號數

地下、1 樓、2 樓及 3 樓

Omitted floor numbers in each multi-unit building in which the floor numbering is not in consecutive order

Not applicable

每幢有不依連續次序的樓層號數的多單位建築物內被略去的樓層號數

不適用

Refuge floors (if any) of each multi-unit building

Not applicable

每幢多單位建築物內的庇護層(如有的話)

不適用

Total number of houses and house numbering as provided in the approved building plans for the Development

There are 32 houses in total:

House 1, House 2, House 3, House 5, House 6, House 7, House 8, House 9, House 10, House 11, House 12, House 15, House 16, House 17, House 18, House 19, House 20, House 21, House 22, House 23, House 25, House 26, House 27, House 28, House 29, House 30, House 31, House 32, House 33, House 35, House 36 and House 38

洋房的總數及發展項目的經批准的建築圖則所規定的洋房門牌號數

合共 32 間洋房：

1 號洋房、2 號洋房、3 號洋房、5 號洋房、6 號洋房、7 號洋房、8 號洋房、9 號洋房、10 號洋房、11 號洋房、12 號洋房、15 號洋房、16 號洋房、17 號洋房、18 號洋房、19 號洋房、20 號洋房、21 號洋房、22 號洋房、23 號洋房、25 號洋房、26 號洋房、27 號洋房、28 號洋房、29 號洋房、30 號洋房、31 號洋房、32 號洋房、33 號洋房、35 號洋房、36 號洋房及 38 號洋房

Omitted house numbers

House 4, House 13, House 14, House 24, House 34 and House 37

被略去的洋房門牌號數

4 號洋房、13 號洋房、14 號洋房、24 號洋房、34 號洋房及 37 號洋房

3. INFORMATION ON VENDOR AND OTHERS INVOLVED IN THE DEVELOPMENT 賣方及有參與發展項目的其他人資料

Vendor

K Wise Limited

賣方

堅維有限公司

Holding companies of the Vendor

Fountain Treasure Limited
K&K Property Holdings Limited
K&K Funding Limited

賣方的控權公司

Fountain Treasure Limited
K&K Property Holdings Limited
K&K Funding Limited

Authorized Person for the Development

Mr. Wong Ming-Yim

發展項目的認可人士

王明炎先生

The firm or corporation of which an Authorized Person for the Development is a proprietor, director or employee in his or her professional capacity

DLN Architects Limited

認可人士以其專業身分擔任經營人、董事或僱員的商號或法團
劉榮廣伍振民建築師有限公司

Building contractor for the Development

Treasure Construction Engineering Limited
(a wholly-owned subsidiary of China State Construction Development Holdings Limited)

發展項目的承建商

海悅建築工程有限公司
(中國建築興業集團有限公司的全資附屬公司)

The firm of solicitors acting for the owner in relation to the sale of residential properties in the Development

Mayer Brown

就發展項目中的住宅物業的出售而代表擁有人行事的律師事務所
孖士打律師行

Authorized institution that has made a loan, or has undertaken to provide finance, for the construction of the Development

Bank of China (Hong Kong) Limited

已為發展項目的建造提供貸款或已承諾為該項建造提供融資的認可機構

中國銀行(香港)有限公司

Any other person who has made a loan for the construction of the Development

Fountain Treasure Limited

已為發展項目的建造提供貸款的任何其他人

Fountain Treasure Limited

4. RELATIONSHIP BETWEEN PARTIES INVOLVED IN THE DEVELOPMENT
有參與發展項目的各方的關係

(a)	The Vendor or a building contractor for the Development is an individual, and that Vendor or contractor is an immediate family member of an Authorized Person for the Development. 賣方或有關發展項目的承建商屬個人，並屬該發展項目的認可人士的家人。	Not Applicable 不適用
(b)	The Vendor or a building contractor for the Development is a partnership, and a partner of that Vendor or contractor is an immediate family member of such an Authorized Person. 賣方或該發展項目的承建商屬合夥，而該賣方或承建商的合夥人屬上述認可人士的家人。	Not Applicable 不適用
(c)	The Vendor or a building contractor for the Development is a corporation, and a director or the secretary of that Vendor or contractor (or a holding company of that Vendor) is an immediate family member of such an Authorized Person. 賣方或該發展項目的承建商屬法團，而該賣方或承建商(或該賣方的控權公司)的董事或秘書屬上述認可人士的家人。	Not Applicable 不適用
(d)	The Vendor or a building contractor for the Development is an individual, and that Vendor or contractor is an immediate family member of an associate of such an Authorized Person. 賣方或該發展項目的承建商屬個人，並屬上述認可人士的有聯繫人士的家人。	Not Applicable 不適用
(e)	The Vendor or a building contractor for the Development is a partnership, and a partner of that Vendor or contractor is an immediate family member of an associate of such an Authorized Person. 賣方或該發展項目的承建商屬合夥，而該賣方或承建商的合夥人屬上述認可人士的有聯繫人士的家人。	Not Applicable 不適用
(f)	The Vendor or a building contractor for the Development is a corporation, and a director or the secretary of that Vendor or contractor (or a holding company of that Vendor) is an immediate family member of an associate of such an Authorized Person. 賣方或該發展項目的承建商屬法團，而該賣方或承建商(或該賣方的控權公司)的董事或秘書屬上述認可人士的有聯繫人士的家人。	Not Applicable 不適用
(g)	The Vendor or a building contractor for the Development is an individual, and that Vendor or contractor is an immediate family member of a proprietor of a firm of solicitors acting for the owner in relation to the sale of residential properties in the Development. 賣方或該發展項目的承建商屬個人，並屬就該發展項目內的住宅物業的出售代表擁有人行事的律師事務所行事的經營人的家人。	Not Applicable 不適用
(h)	The Vendor or a building contractor for the Development is a partnership, and a partner of that Vendor or contractor is an immediate family member of a proprietor of a firm of solicitors acting for the owner in relation to the sale of residential properties in the Development. 賣方或該發展項目的承建商屬合夥，而該賣方或承建商的合夥人屬就該發展項目內的住宅物業的出售代表擁有人行事的律師事務所行事的經營人的家人。	Not Applicable 不適用
(i)	The Vendor or a building contractor for the Development is a corporation, and a director or the secretary of that Vendor or contractor (or a holding company of that Vendor) is an immediate family member of a proprietor of such a firm of solicitors. 賣方或該發展項目的承建商屬法團，而該賣方或承建商(或該賣方的控權公司)的董事或秘書屬上述律師事務所的經營人的家人。	Not Applicable 不適用
(j)	The Vendor, a holding company of the Vendor, or a building contractor for the Development, is a private company, and an Authorized Person for the Development, or an associate of such an Authorized Person, holds at least 10% of the issued shares in that Vendor, holding company or contractor. 賣方、賣方的控權公司或有關發展項目的承建商屬私人公司，而該發展項目的認可人士或該認可人士的有聯繫人士持有該賣方、控權公司或承建商最少10%的已發行股份。	Not Applicable 不適用
(k)	The Vendor, a holding company of the Vendor, or a building contractor for the Development, is a listed company, and such an Authorized Person, or such an associate, holds at least 1% of the issued shares in that Vendor, holding company or contractor. 賣方、賣方的控權公司或該發展項目的承建商屬上市公司，而上述認可人士或上述有聯繫人士持有該賣方、控權公司或承建商最少1%的已發行股份。	Not Applicable 不適用
(l)	The Vendor or a building contractor for the Development is a corporation, and such an Authorized Person, or such an associate, is an employee, director or secretary of that Vendor or contractor or of a holding company of that Vendor. 賣方或該發展項目的承建商屬法團，而上述認可人士或上述有聯繫人士屬該賣方、承建商或該賣方的控權公司的僱員、董事或秘書。	Not Applicable 不適用
(m)	The Vendor or a building contractor for the Development is a partnership, and such an Authorized Person, or such an associate, is an employee of that Vendor or contractor. 賣方或該發展項目的承建商屬合夥，而上述認可人士或上述有聯繫人士屬該賣方或承建商的僱員。	Not Applicable 不適用
(n)	The Vendor, a holding company of the Vendor, or a building contractor for the Development, is a private company, and a proprietor of a firm of solicitors acting for the owner in relation to the sale of residential properties in the Development holds at least 10% of the issued shares in that Vendor, holding company or contractor. 賣方、賣方的控權公司或該發展項目的承建商屬私人公司，而就該發展項目中的住宅物業的出售而代表擁有人行事的律師事務所的經營人持有該賣方、控權公司或承建商最少10%的已發行股份。	Not Applicable 不適用

4. RELATIONSHIP BETWEEN PARTIES INVOLVED IN THE DEVELOPMENT
有參與發展項目的各方的關係

(o)	The Vendor, a holding company of the Vendor, or a building contractor for the Development, is a listed company, and a proprietor of such a firm of solicitors holds at least 1% of the issued shares in that Vendor, holding company or contractor. 賣方、賣方的控權公司或該發展項目的承建商屬上市公司，而上述律師事務所的經營人持有該賣方、控權公司或承建商最少1%的已發行股份。	Not Applicable 不適用
(p)	The Vendor or a building contractor for the Development is a corporation, and a proprietor of such a firm of solicitors is an employee, director or secretary of that Vendor or contractor or of a holding company of that Vendor. 賣方或該發展項目的承建商屬法團，而上述律師事務所的經營人屬該賣方或承建商或該賣方的控權公司的僱員、董事或秘書。	Not Applicable 不適用
(q)	The Vendor or a building contractor for the Development is a partnership, and a proprietor of such a firm of solicitors is an employee of that Vendor or contractor. 賣方或該發展項目的承建商屬合夥，而上述律師事務所的經營人屬該賣方或承建商的僱員。	Not Applicable 不適用
(r)	The Vendor or a building contractor for the Development is a corporation, and the corporation of which an Authorized Person for the Development is a director or employee in his or her professional capacity is an associate corporation of that Vendor or contractor or of a holding company of that Vendor. 賣方或該發展項目的承建商屬法團，而該發展項目的認可人士以其專業身分擔任董事或僱員的法團為該賣方或承建商或該賣方的控權公司的有聯繫法團。	Not Applicable 不適用
(s)	The Vendor or a building contractor for the Development is a corporation, and that contractor is an associate corporation of that Vendor or of a holding company of that Vendor. 賣方或該發展項目的承建商屬法團，而該承建商屬該賣方或該賣方的控權公司的有聯繫法團。	Not Applicable 不適用

5. INFORMATION ON DESIGN OF THE DEVELOPMENT 發展項目的設計的資料

There are non-structural prefabricated external walls forming part of the enclosing walls of the Development.
發展項目有構成圍封牆的一部分的非結構的預製外牆。

The range of thickness of the non-structural prefabricated external walls of each Block in the Development is 150mm.
發展項目中的每幢建築物的非結構的預製外牆的厚度範圍為150毫米。

There are no curtain walls forming part of the enclosing walls of the Development.
發展項目不會有構成圍封牆的一部分的幕牆。

Schedule of total area of the non-structural prefabricated external walls of each residential property 每個住宅物業的非結構的預製外牆的總面積表

House 洋房	Total area of non-structural prefabricated external walls of each residential property (sq.m.) 每個住宅物業的非結構的預製外牆的總面積 (平方米)
House 1, House 8, House 10, House 18 and House 28 1號洋房、8號洋房、10號洋房、18號洋房及28號洋房	0.000
House 2 and House 6 2號洋房及6號洋房	7.715
House 3, House 5, House 7 and House 38 3號洋房、5號洋房、7號洋房及38號洋房	7.489
House 9 9號洋房	6.942
House 11, House 20, House 22, House 23, House 26 and House 29 11號洋房、20號洋房、22號洋房、23號洋房、26號洋房及29號洋房	7.028
House 21, House 25 and House 27 21號洋房、25號洋房及27號洋房	6.942
House 16, House 19, House 33 and House 36 16號洋房、19號洋房、33號洋房及36號洋房	8.460
House 17, House 32 and House 35 17號洋房、32號洋房及35號洋房	8.428
House 12, House 15, House 30 and House 31 12號洋房、15號洋房、30號洋房及31號洋房	7.255

Notes:
House 4, House 13, House 14, House 24, House 34 and House 37 are omitted.

備註：
不設4號洋房、13號洋房、14號洋房、24號洋房、34號洋房及37號洋房。

5. INFORMATION ON DESIGN OF THE DEVELOPMENT
發展項目的設計的資料

Schedule of total area of the non-structural prefabricated external walls of each residential property
每個住宅物業的非結構的預製外牆的總面積表

Block 座數	Floor 樓層	Unit 單位	Total area of non-structural prefabricated external walls of each residential property (sq.m.) 每個住宅物業的非結構的預製外牆的 總面積 (平方米)
Block 1 and Block 2 第1座及第2座	G/F and 1/F 地下及1樓	A	4.875
		B	3.018
	2/F and 3/F 2樓及3樓	A	5.213
		B	3.356
Block 3 and Block 5 第3座及第5座	G/F 地下	A	2.483
		B	1.555
	1/F and 2/F 1樓及2樓	A	5.212
		B	3.354
Block 3 第3座	3/F 3樓	A	4.283
Block 5 第5座	3/F 3樓	B	4.283
Block 6, Block 7 and Block 8 第6座、第7座及第8座	G/F 地下	A	2.530
		B	2.530
	1/F and 2/F 1樓及2樓	A	5.662
		B	5.662
	3/F 3樓	A	2.831
		B	2.831
Block 9, Block 10 and Block 11 第9座、第10座及第11座	G/F and 1/F 地下及1樓	A	6.521
		B	6.520
	2/F and 3/F 2樓及3樓	C	7.592
		D	7.478
Block 12 第12座	G/F and 1/F 地下及1樓	A	6.362
	2/F and 3/F 2樓及3樓	B	7.764

Notes:
Block 4 is omitted.

備註：
不設第4座。

6. INFORMATION ON PROPERTY MANAGEMENT
物業管理的資料

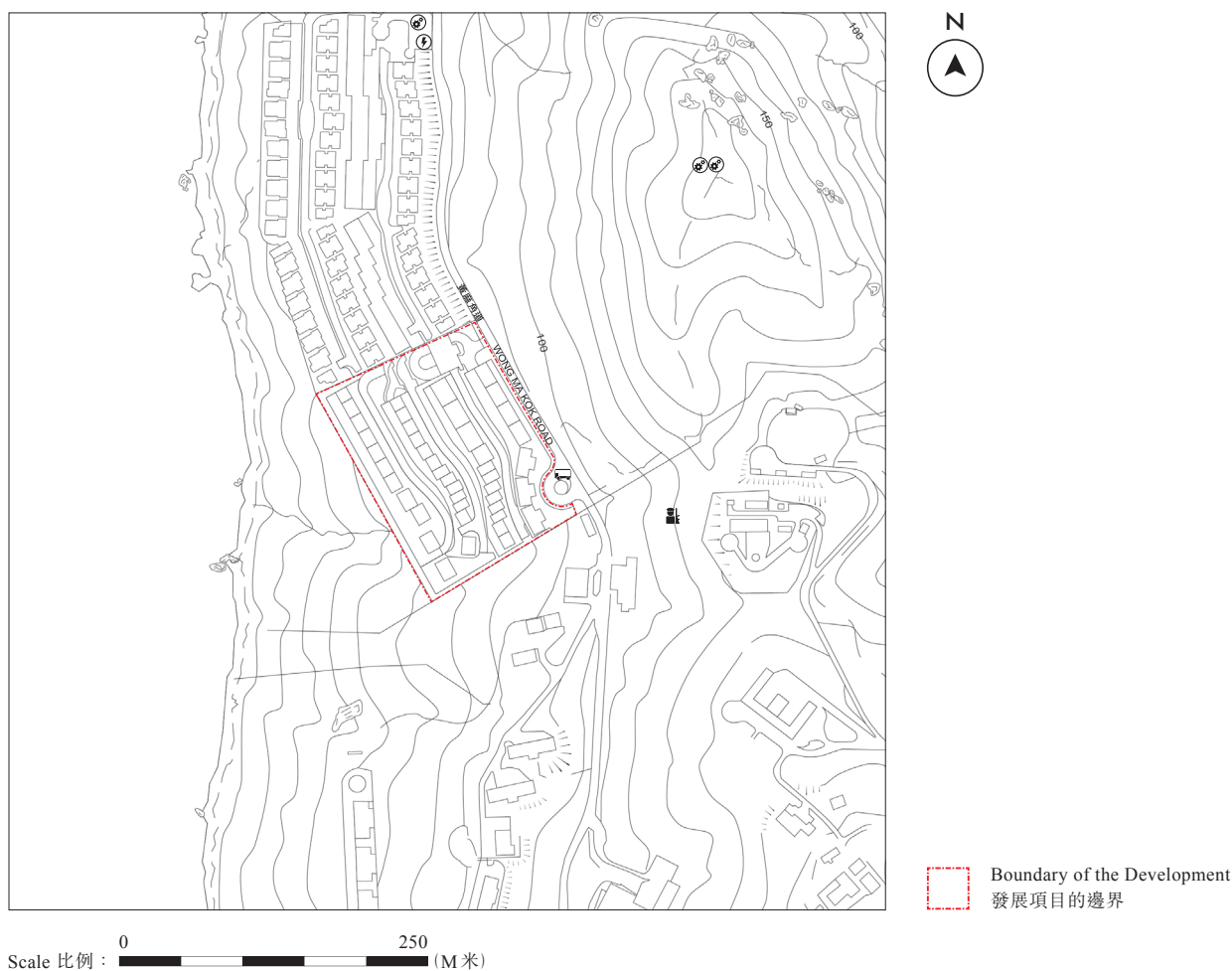
The Manager of the Development to be appointed under the latest draft deed of mutual covenant:

Luxury Property Management Limited

根據有關公契的最新擬稿將獲委任發展項目的管理人：




卓豐物業管理有限公司

7. LOCATION PLAN OF THE DEVELOPMENT 發展項目的所在位置圖



This Location Plan is prepared by the Vendor with reference to the Digital Topographic Map No. T15-NE-C dated 1 February 2024 from Survey and Mapping Office of the Lands Department, with adjustments where necessary.

此位置圖是由賣方擬備並參考地政總署測繪處於2024年2月1日出版之數碼地形圖，圖幅編號T15-NE-C，有需要處經修正處理。

NOTATION 圖例		
	Public Transport Terminal (including a Rail Station)	公共交通總站(包括鐵路車站)
	Public Utility Installation	公用事業設施裝置
	Power Plant (including Electricity Sub-stations)	發電廠(包括電力分站)
	Barrack	軍營

The map is provided by the Common Spatial Data Infrastructure (CSDI) Portal and Intellectual property rights are owned by the Government of the HKSAR.
地圖由空間數據共享平台提供，香港特別行政區政府為知識產權擁有人。

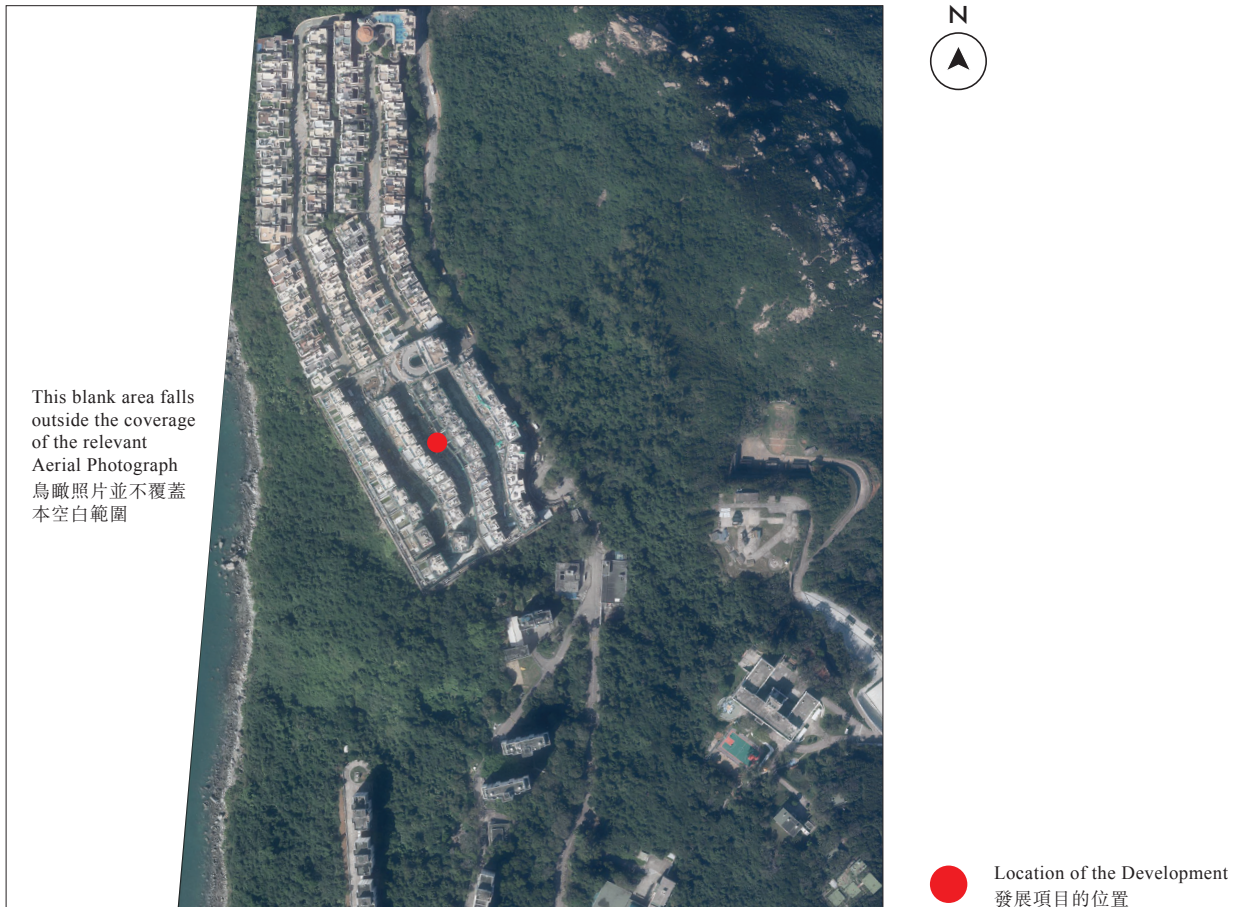
Notes:

- The Vendor advises prospective purchasers to conduct an on-site visit for a better understanding of the Development site, its surrounding environment and the public facilities nearby.
- The plan may show more than the area required under the Residential Properties (First-hand Sales) Ordinance due to the technical reason that the boundary of the Development is irregular.

備註：

- 賣方建議準買家到該發展地盤作實地考察，以對該發展地盤、其周邊地區環境及附近的公共設施有較佳了解。
- 由於發展項目的邊界不規則的技術原因，此圖所顯示的範圍可能超過《一手住宅物業銷售條例》所規定的範圍。

8. AERIAL PHOTOGRAPH OF THE DEVELOPMENT 發展項目的鳥瞰照片



Adopted from part of the aerial photograph taken by the Survey and Mapping Office, Lands Department at a flying height of 6,900 feet, photo No. E166085C, date of flight: 29th November 2022.

摘錄自地政總署測繪處在6,900呎的飛行高度拍攝之鳥瞰照片，照片編號E166085C，飛行日期：2022年11月29日。

Survey and Mapping Office, Lands Department, The Government of HKSAR © Copyright reserved – reproduction by permission only.
香港特別行政區政府地政總署測繪處 © 版權所有，未經許可，不得複製。

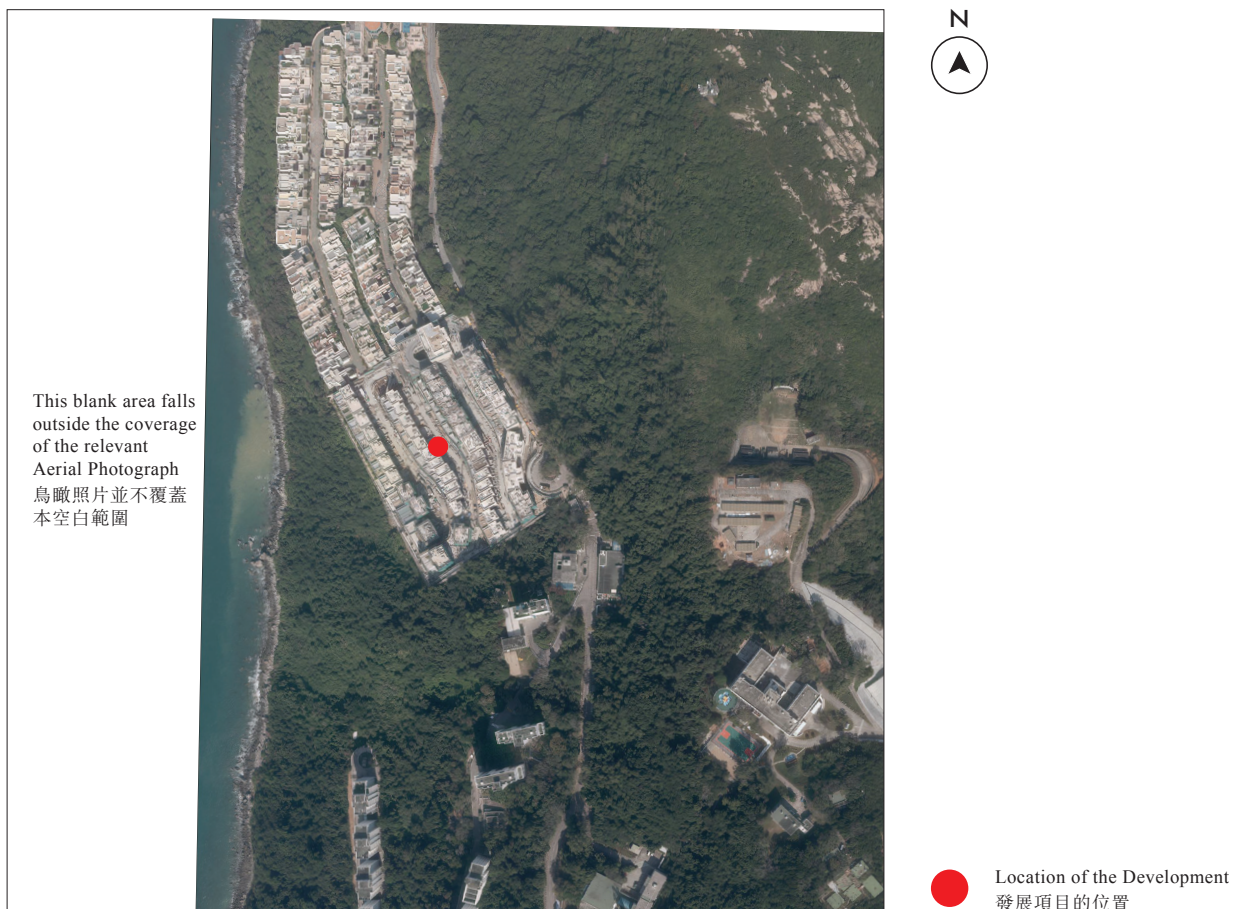
Notes:

1. Copy of the aerial photograph of the Development is available for free inspection at the sales office during opening hours.
2. The aerial photograph may show more than the area required under the Residential Properties (First-hand Sales) Ordinance due to the technical reason that the boundary of the Development is irregular.

備註：

1. 發展項目的鳥瞰照片之副本可於售樓處開放時間內免費查閱。
2. 由於發展項目的邊界不規則的技術原因，此照片所顯示的範圍可能超過《一手住宅物業銷售條例》所規定的範圍。

8. AERIAL PHOTOGRAPH OF THE DEVELOPMENT 發展項目的鳥瞰照片



Adopted from part of the aerial photograph taken by the Survey and Mapping Office, Lands Department at a flying height of 3,000 feet, photo No. E181021C, date of flight: 28th December 2022.

摘錄自地政總署測繪處在3,000呎的飛行高度拍攝之鳥瞰照片，照片編號E181021C，飛行日期：2022年12月28日。

Survey and Mapping Office, Lands Department, The Government of HKSAR © Copyright reserved – reproduction by permission only.
香港特別行政區政府地政總署測繪處 © 版權所有，未經許可，不得複製。

Notes:

1. Copy of the aerial photograph of the Development is available for free inspection at the sales office during opening hours.
2. The aerial photograph may show more than the area required under the Residential Properties (First-hand Sales) Ordinance due to the technical reason that the boundary of the Development is irregular.

備註：

1. 發展項目的鳥瞰照片之副本可於售樓處開放時間內免費查閱。
2. 由於發展項目的邊界不規則的技術原因，此照片所顯示的範圍可能超過《一手住宅物業銷售條例》所規定的範圍。

8. AERIAL PHOTOGRAPH OF THE DEVELOPMENT 發展項目的鳥瞰照片



Adopted from part of the aerial photograph taken by the Survey and Mapping Office, Lands Department at a flying height of 3,000 feet, photo No. E181022C, date of flight: 28th December 2022.

摘錄自地政總署測繪處在3,000呎的飛行高度拍攝之鳥瞰照片，照片編號E181022C，飛行日期：2022年12月28日。

Survey and Mapping Office, Lands Department, The Government of HKSAR © Copyright reserved – reproduction by permission only.
香港特別行政區政府地政總署測繪處 © 版權所有，未經許可，不得複製。

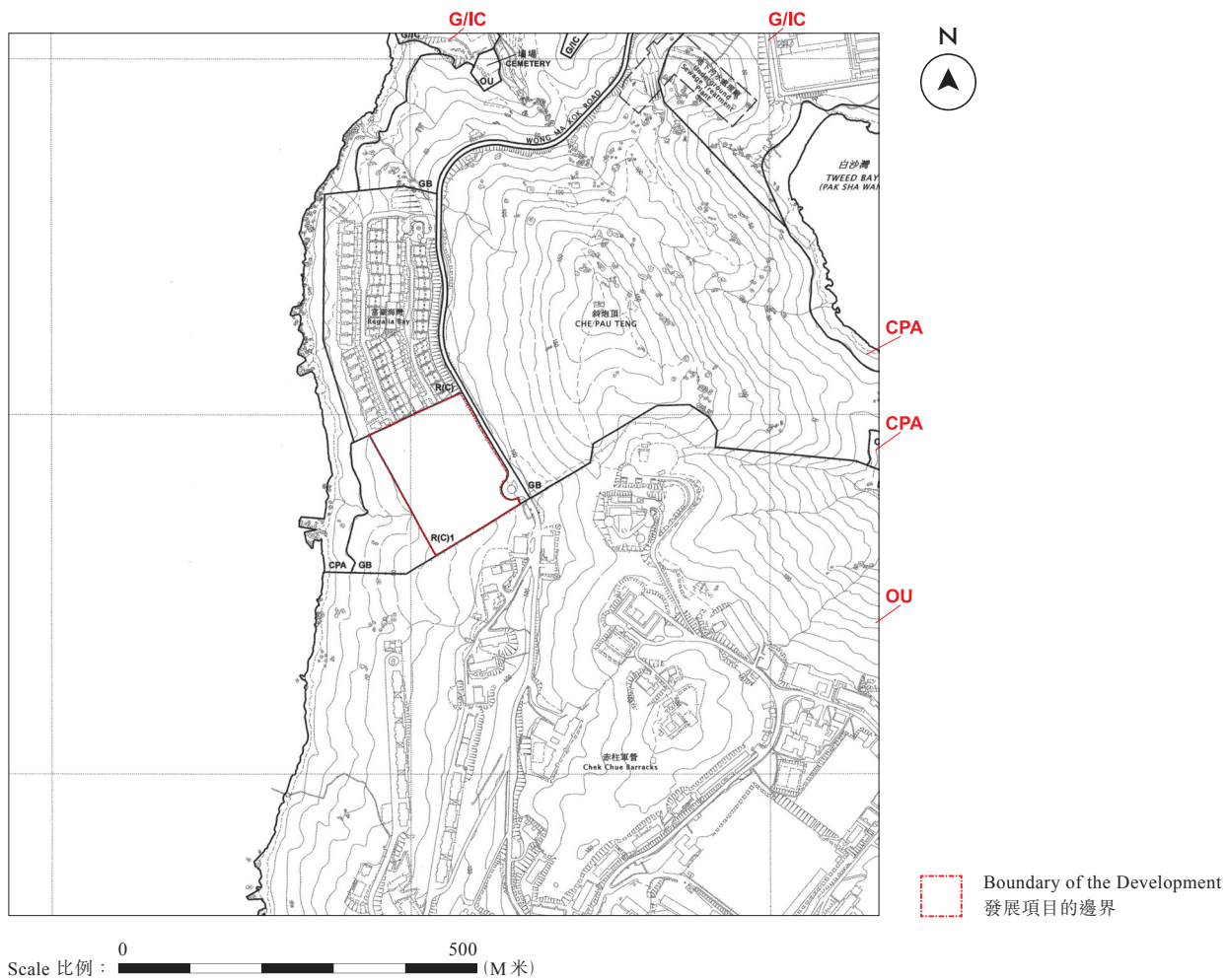
Notes:

1. Copy of the aerial photograph of the Development is available for free inspection at the sales office during opening hours.
2. The aerial photograph may show more than the area required under the Residential Properties (First-hand Sales) Ordinance due to the technical reason that the boundary of the Development is irregular.

備註：

1. 發展項目的鳥瞰照片之副本可於售樓處開放時間內免費查閱。
2. 由於發展項目的邊界不規則的技術原因，此照片所顯示的範圍可能超過《一手住宅物業銷售條例》所規定的範圍。

9. OUTLINE ZONING PLAN ETC RELATING TO THE DEVELOPMENT
 關乎發展項目的分區計劃大綱圖等



Adopted from part of the Approved Stanley Outline Zoning Plan No. S/H19/16 gazetted on 28 October 2022, with adjustment where necessary as shown in red.
 摘錄自2022年10月28日刊憲之赤柱分區計劃大綱核准圖，圖則編號為S/H19/16，有需要處經修正處理，以紅色顯示。

ZONES		地帶	COMMUNICATIONS		交通
R(C)	Residential (Group C)	住宅 (丙類)		Major road and junction	主要道路及路口
G/IC	Government, institution or community	政府、機構或社區	MISCELLANEOUS 其他		
OU	Other specified uses	其他指定用途		Boundary of planning scheme	規劃範圍界線
GB	Green Belt	綠化地帶		Building height control zone boundary	建築物高度管制區界線
CPA	Coastal protection area	海岸保護區			

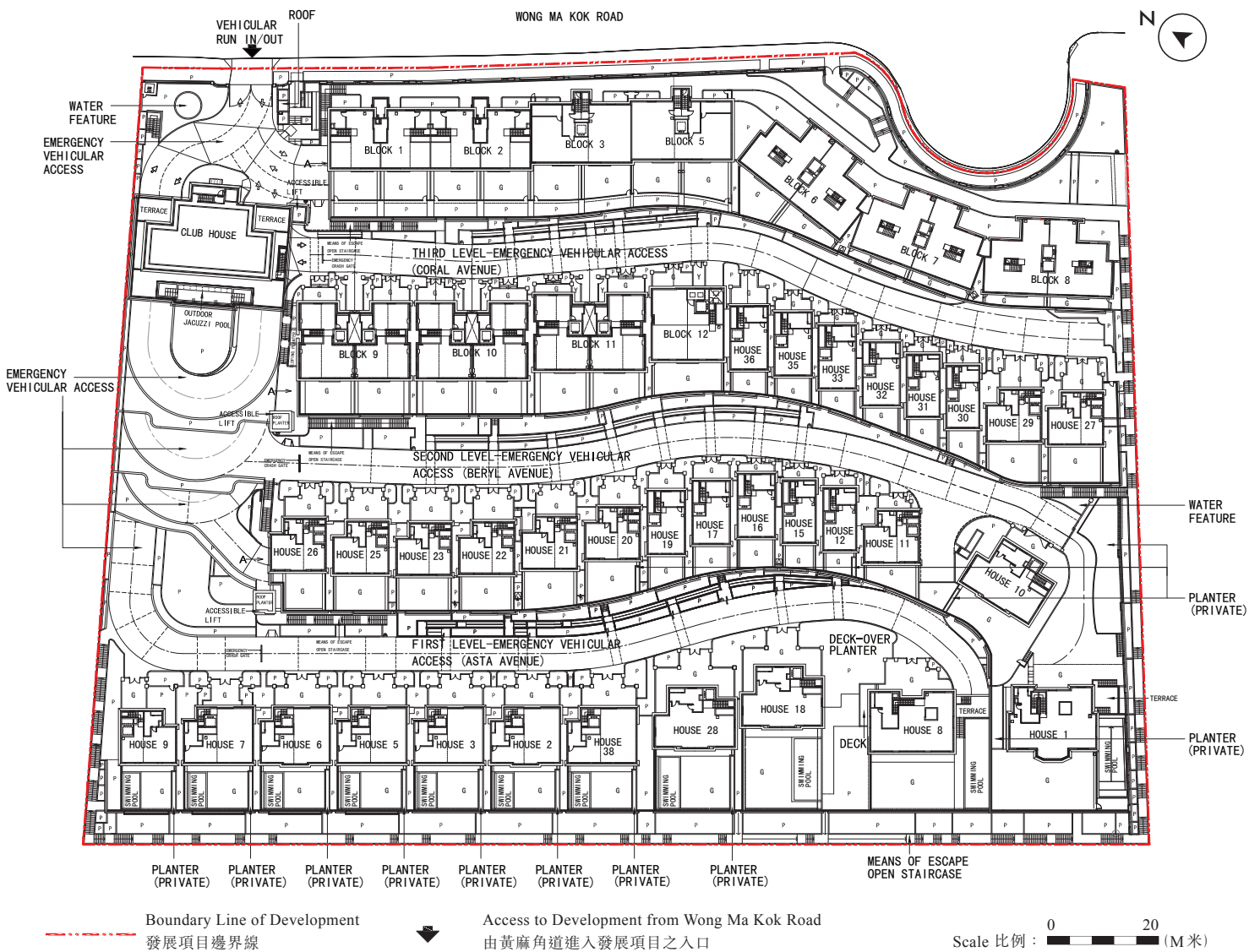
Notes:

- The last updated version of Outline Zoning Plan and the attached schedule as of the date of printing of the sales brochure are available for free inspection at the sales office of the Development during opening hours.
- The above Outline Zoning Plan, prepared by the Planning Department under the direction of the Town Planning Board, is reproduced with the permission of the Director of Lands. ©The Government of Hong Kong SAR.
- The Vendor advises prospective purchasers to conduct an on-site visit for a better understanding of the Development site, its surrounding environment and the public facilities nearby.
- Due to the technical reason that the boundary of the Development is irregular, the Outline Zoning Plan has shown more than the area required under the Residential Properties (First-hand Sales) Ordinance.

備註：

- 在印刷售樓說明書當日適用的最近更新版本分區計劃大綱圖及其附表存於發展項目的售樓處，於發展項目的售樓處開放時間內供免費查閱。
- 上述分區計劃大綱圖為規劃署遵照城市規劃委員會指示擬備，版權屬香港特別行政區政府，經地政總署准許複印。
- 賣方建議準買方到該發展地盤作實地考察，以對該發展地盤、其周邊地區環境及附近的公共設施有較佳了解。
- 由於發展項目的邊界不規則的技術原因，此分區計劃大綱圖所顯示的範圍可能超過《一手住宅物業銷售條例》所規定的範圍。

10. LAYOUT PLAN OF THE DEVELOPMENT 發展項目的布局圖



LEGEND OF THE TERMS AND ABBREVIATIONS USED ON LAYOUT PLAN

布局圖中所使用之名詞及簡稱之圖例

A = Access to Carpark	= 停車場入口	Roof	= 天台
Accessible Lift	= 暢通易達升降機	Roof Planter	= 天台花槽
Club House	= 會所	Second Level-Emergency Vehicular Access (BERYL AVENUE)	= 第二層緊急車輛通道 (BERYL AVENUE)
Deck	= 蓋	Sloping Planter	= 傾斜花槽
Deck-Over Planter	= 蓋上花槽	Swimming Pool	= 泳池
Emergency Crash Gate	= 緊急預撞閘	Terrace	= 前庭
Emergency Vehicular Access	= 緊急車輛通道	Third Level-Emergency Vehicular Access (CORAL AVENUE)	= 第三層緊急車輛通道 (CORAL AVENUE)
First Level-Emergency Vehicular Access (ASTA AVENUE)	= 第一層緊急車輛通道 (ASTA AVENUE)	Vehicular run in/out	= 車輛進出口通道
G = Garden	= 花園	Water Feature	= 水池
Means of Escape Open Staircase	= 室外逃生樓梯	Wong Ma Kok Road	= 黃麻角道
Outdoor Jacuzzi Pool	= 室外按摩池	Y = Yard	= 庭園
P = Planter	= 花槽		
Planter (Private)	= 花槽 (私人)		

Block 1 = 第1座	Block 11 = 第11座	House 9 = 9號洋房	House 20 = 20號洋房	House 30 = 30號洋房
Block 2 = 第2座	Block 12 = 第12座	House 10 = 10號洋房	House 21 = 21號洋房	House 31 = 31號洋房
Block 3 = 第3座	House 1 = 1號洋房	House 11 = 11號洋房	House 22 = 22號洋房	House 32 = 32號洋房
Block 5 = 第5座	House 2 = 2號洋房	House 12 = 12號洋房	House 23 = 23號洋房	House 33 = 33號洋房
Block 6 = 第6座	House 3 = 3號洋房	House 15 = 15號洋房	House 25 = 25號洋房	House 35 = 35號洋房
Block 7 = 第7座	House 5 = 5號洋房	House 16 = 16號洋房	House 26 = 26號洋房	House 36 = 36號洋房
Block 8 = 第8座	House 6 = 6號洋房	House 17 = 17號洋房	House 27 = 27號洋房	House 38 = 38號洋房
Block 9 = 第9座	House 7 = 7號洋房	House 18 = 18號洋房	House 28 = 28號洋房	
Block 10 = 第10座	House 8 = 8號洋房	House 19 = 19號洋房	House 29 = 29號洋房	

11. FLOOR PLANS OF RESIDENTIAL PROPERTIES IN THE DEVELOPMENT

發展項目的住宅物業的樓面平面圖

LEGEND OF THE TERMS AND ABBREVIATIONS USED ON FLOOR PLANS

樓面平面圖中所使用之名詞及簡稱之圖例

A.D.	= Air Duct	= 氣喉槽
A.F.	= Architectural Feature	= 建築裝飾
A/C	= Air-Conditioner	= 冷氣機
A/C FOR G/F & 1/F	= Air-Conditioner for G/F and 1/F	= 冷氣機供地下及1樓
A/C ON ROOF FLOOR	= Air-Conditioner on Roof Floor	= 冷氣機在天台層
A/C ON ROOF FLOOR (FOR 2/F & 3/F UNIT B)	= Air-Conditioner Plant on Roof Floor for Unit B on 2/F and 3/F	= 冷氣機設備設於天台供2樓及3樓B單位
A/C PLANT FOR G/F & 1/F	= Air-Conditioner Plant for G/F and 1/F	= 冷氣機設備供地下及1樓
A/C PLATFORM	= Air-Conditioner Platform	= 冷氣機平台
BACK FILL	= Back Filling	= 回填
BAL.	= Balcony	= 露台
BAL. 1	= Balcony 1	= 露台 1
BAL. 2	= Balcony 2	= 露台 2
BATH/BATH.	= Bathroom	= 浴室
BATH 1	= Bathroom 1	= 浴室 1
BATH 2	= Bathroom 2	= 浴室 2
BATH 3	= Bathroom 3	= 浴室 3
BATH 4	= Bathroom 4	= 浴室 4
BATH 5	= Bathroom 5	= 浴室 5
BATH 6	= Bathroom 6	= 浴室 6
BATH 7	= Bathroom 7	= 浴室 7
BEAM	= Beam	= 樑
BED	= Bedroom	= 睡房
BED 1	= Bedroom 1	= 睡房 1
BED 2	= Bedroom 2	= 睡房 2
BED 3	= Bedroom 3	= 睡房 3
BED 4	= Bedroom 4	= 睡房 4
BUILDING LINE ABOVE	= Building Line Above	= 上層之建築物界線
CARPARK	= Carpark	= 停車位
CHECK METER CABINET	= Check Meter Cabinet	= 錶櫃
CONCRETE FILL	= Concrete Filling	= 混凝土回填
CORR 1	= Corridor 1	= 走廊 1
CORR.	= Corridor	= 走廊
CORR. 1	= Corridor 1	= 走廊 1
CORR. 2	= Corridor 2	= 走廊 2
COVERED AREA UNDERNEATH THE LOWEST BAL.	= Covered Area Underneath The Lowest Balcony	= 上層露台覆蓋部分
COVERED AREA UNDERNEATH THE LOWEST BALCONY	= Covered Area Underneath The Lowest Balcony	= 上層露台覆蓋部分
DESIGNATED AS COMMON AREA (MAINTENANCE ACCESS FOR COMMON P.D.)	= Designated As Common Area (Maintenance Access for Common Pipe Duct)	= 指定為公用部分(保養公用管道槽通道)
DIN.	= Dining Room	= 飯廳
DN	= Down	= 落
DOG HOUSE	= Dog House	= 室外管道房
DRESSING ROOM	= Dressing Room	= 更衣室
ELE	= Electrical Duct	= 電線槽
ELE/ELV	= Electrical / Extra Low Voltage Duct	= 電線或特低壓電線槽
ELE./ELV.	= Electrical / Extra Low Voltage Duct	= 電線或特低壓電線槽
EL/ELV	= Electrical / Extra Low Voltage Duct	= 電線或特低壓電線槽
EL/ELV ROOM	= Electrical / Extra Low Voltage Room	= 電線或低特壓電線房
ELV	= Extra Low Voltage Duct	= 特低壓電線槽
ELV/ELE.	= Extra Low Voltage / Electrical Duct	= 特低壓電線或電線槽

11. FLOOR PLANS OF RESIDENTIAL PROPERTIES IN THE DEVELOPMENT

發展項目的住宅物業的樓面平面圖

LEGEND OF THE TERMS AND ABBREVIATIONS USED ON FLOOR PLANS

樓面平面圖中所使用之名詞及簡稱之圖例

F.S. PUMP RM FOR H9	= Fire Service Pump Room for House 9	= 消防泵房供9號洋房
F.S. PUMP RM.	= Fire Service Pump Room	= 消防泵房
F.S. TANK	= Fire Service Tank	= 消防水缸
F.S. TANK (H1)	= Fire Service Tank for House 1	= 消防水缸供1號洋房
FALL	= Fall	= 下斜
FAMILY ROOM	= Family Room	= 家庭室
FAMILY ROOM 1	= Family Room 1	= 家庭室1
FAMILY ROOM 2	= Family Room 2	= 家庭室2
FAN ROOM 1	= Fan Room 1	= 風機房1
FEATURE COLUMN	= Feature Column	= 裝飾柱
FEMALE CLOSET	= Female Closet	= 女士衣帽間
FILTRATION PUMP BELOW	= Filtration Pump Below	= 游泳池水過濾泵在下
FLAT ROOF	= Flat Roof	= 平台
FLAT ROOF 1	= Flat Roof 1	= 平台1
FLAT ROOF 2	= Flat Roof 2	= 平台2
FLAT ROOF FOR A/C (G/F & 1/F)	= Flat Roof for Air-Conditioner Plant for G/F and 1/F	= 冷氣機設備平台供地下及1樓
FLAT ROOF FOR A/C PLANT (G/F & 1/F)	= Flat Roof for Air-Conditioner Plant for G/F and 1/F	= 冷氣機設備平台供地下及1樓
FLAT ROOF FOR OPEN AIR A/C PLANT (FOR G/F & 1/F UNIT A & B)	= Flat Roof for Open Air Air-Conditioner Plant for Unit A and B on G/F and 1/F	= 室外冷氣機設備平台供地下及1樓A單位及B單位
FOYER	= Foyer	= 前廳
FOYER 1	= Foyer 1	= 前廳1
FOYER 2	= Foyer 2	= 前廳2
FOYER 3	= Foyer 3	= 前廳3
FOYER 4	= Foyer 4	= 前廳4
FS CHECK METER CABINET (H1)	= Fire Service Check Meter Cabinet for House 1	= 消防錶櫃供1號洋房
FS PUMP ROOM (HOUSE 1)	= Fire Service Pump Room for House 1	= 消防泵房供1號洋房
GARDEN	= Garden	= 花園
GLASS BALUSTRADE	= Glass Balustrade	= 玻璃欄杆
HORIZ. A.F. ABOVE	= Horizontal Architectural Feature Above	= 水平建築裝飾置上
H.R.	= Hose Reel	= 消防喉轆
H.R. AT H/L	= Hose Reel at High Level	= 設於高處的消防喉轆
INVERTED BEAM	= Inverted Beam	= 反樑
KITCHEN/KIT.	= Kitchen	= 廚房
LAV	= Lavatory	= 洗手間
LAV.	= Lavatory	= 洗手間
LAV. 1	= Lavatory 1	= 洗手間1
LAV. 2	= Lavatory 2	= 洗手間2
LIFT	= Lift	= 升降機
LIFT CONTROL PANEL	= Lift Control Panel	= 升降機控制屏
LIFT LOBBY	= Lift Lobby	= 升降機大堂
LIFT MACHINE ROOM	= Lift Machine Room	= 升降機機房
LIFT OVERRUN	= Lift Overrun	= 升降機槽
LIFT SHAFT UNDER	= Lift Shaft Under	= 升降機槽在下
LIV.	= Living Room	= 客廳
LOBBY	= Lift Lobby	= 升降機大堂
M.BATH	= Master Bathroom	= 主人浴室
M.BED	= Master Bedroom	= 主人睡房
MAID	= Maid Room	= 工人房

11. FLOOR PLANS OF RESIDENTIAL PROPERTIES IN THE DEVELOPMENT

發展項目的住宅物業的樓面平面圖

LEGEND OF THE TERMS AND ABBREVIATIONS USED ON FLOOR PLANS

樓面平面圖中所使用之名詞及簡稱之圖例

MAID 1	= Maid Room 1	= 工人房 1
MAID 2	= Maid Room 2	= 工人房 2
MAID's ROOM	= Maid Room	= 工人房
MAINTENANCE PLATFORM	= Maintenance Platform	= 維修平台
MALE CLOSET	= Male Closet	= 男士衣帽間
OPEN AIR A/C FOR B3 G/F (A)	= Open Air Air-Conditioner Plant for Block 3, Flat A on G/F	= 室外冷氣機設備供第3座地下A單位
OPEN AIR A/C FOR B3 & B5 G/F (A)	= Open Air Air-Conditioner Plant for Block 3 and Block 5, Flat A on G/F	= 室外冷氣機設備供第3座及第5座地下A單位
OPEN AIR A/C FOR B3 & B5 G/F (B)	= Open Air Air-Conditioner Plant for Block 3 and Block 5, Flat B on G/F	= 室外冷氣機設備供第3座及第5座地下B單位
OPEN AIR A/C FOR B5 G/F (B)	= Open Air Air-Conditioner Plant for Block 5, Flat B on G/F	= 室外冷氣機設備供第5座地下B單位
OPEN AIR A/C PLANT	= Open Air Air-Conditioner Plant	= 室外冷氣機設備
OPEN AIR A/C PLANT (FOR 1/F & 2/F)	= Open Air Air-Conditioner Plant on 1/F and 2/F	= 室外冷氣機設備供1樓及2樓
OPEN AIR A/C PLANT (FOR 2/F & 3/F UNIT A)	= Open Air Air-Conditioner Plant for Unit A on 2/F and 3/F	= 室外冷氣機設備供2樓及3樓A單位
OPEN AIR A/C PLANT (FOR 2/F & 3/F UNIT B)	= Open Air Air-Conditioner Plant for Unit B on 2/F and 3/F	= 室外冷氣機設備供2樓及3樓B單位
OPEN AIR A/C PLANT (FOR 2/F & 3/F UNIT C)	= Open Air Air-Conditioner Plant for Unit C on 2/F and 3/F	= 室外冷氣機設備供2樓及3樓C單位
OPEN AIR A/C PLANT (FOR 2/F & 3/F UNIT D)	= Open Air Air-Conditioner Plant for Unit D on 2/F and 3/F	= 室外冷氣機設備供2樓及3樓D單位
OPEN AIR A/C PLANT (FOR 2/F & 3/F)	= Open Air Air-Conditioner Plant on 2/F and 3/F	= 室外冷氣機設備供2樓及3樓
OPEN AIR A/C PLANT (FOR 3/F UNIT A)	= Open Air Air-Conditioner Plant for Unit A on 3/F	= 室外冷氣機設備供3樓A單位
OPEN AIR A/C PLANT (FOR 3/F UNIT B)	= Open Air Air-Conditioner Plant for Unit B on 3/F	= 室外冷氣機設備供3樓B單位
OPEN AIR A/C PLANT (FOR SIMPLEX AT 3/F)	= Open Air Air-Conditioner Plant for Flat A or Flat B on 3/F	= 室外冷氣機設備供3樓A單位或B單位
OPEN AIR A/C PLANT FOR 1/F & 2/F DUPLEX	= Open Air Air-Conditioner Plant for Flat A and Flat B on 1/F and 2/F	= 室外冷氣機設備供1樓及2樓A單位及B單位
OPEN AIR A/C PLANT FOR G/F & 1/F	= Open Air Air-Conditioner Plant for G/F and 1/F	= 室外冷氣機設備供地下及1樓
P	= Planter	= 花槽
P.D.	= Pipe Duct	= 管道槽
P.L.	= Protected Lobby	= 保護門廊
PANTRY	= Pantry	= 備餐間
PLANTER	= Planter	= 花槽
PLANTER (COMMON)	= Planter (Common)	= 公共花槽
PLANTER (PRIVATE)	= Planter (Private)	= 私人花槽
POWDER	= Powder Room	= 化妝間
PRIVATE LIFT LOBBY	= Private Lift Lobby	= 私人升降機大堂
PRIVATE LIFT LOBBY 1	= Private Lift Lobby 1	= 私人升降機大堂 1
PRIVATE PLANTER	= Private Planter	= 私人花槽
R.S.M.R.R.	= Refuse Storage and Material Recovery Room	= 垃圾及物料回收房
RAMP DN	= Ramp Down	= 坡道向落
RAMP UP	= Ramp Up	= 坡道向上
ROOF	= Roof	= 天台
ROOF OF CANOPY	= Roof of Canopy	= 簷篷天台
SER. LIFT	= Service Lift	= 載物升降機
SLOPING PLANTER	= Sloping Planter	= 傾斜花槽
STAIRCASE TOP VENT	= Staircase Top Vent	= 樓梯頂通風開口
STAIRHOOD	= Stairhood	= 梯屋
STORE	= Store	= 儲物房
STORE 1	= Store 1	= 儲物房 1

11. FLOOR PLANS OF RESIDENTIAL PROPERTIES IN THE DEVELOPMENT 發展項目的住宅物業的樓面平面圖

LEGEND OF THE TERMS AND ABBREVIATIONS USED ON FLOOR PLANS

樓面平面圖中所使用之名詞及簡稱之圖例

STORE 2	= Store 2	= 儲物房 2
STORE 3	= Store 3	= 儲物房 3
STORE 4	= Store 4	= 儲物房 4
STORE UNDERNEATH	= Store Underneath	= 儲物間在下
STUDY	= Study Room	= 書房
SWIMMING POOL	= Swimming Pool	= 游泳池
T.R.S.	= Temporary Refuge Space	= 臨時庇護處
TERRACE	= Terrace	= 前庭
TGD/T.G.D.	= Town Gas Duct	= 煤氣管道槽
TV ROOM	= Television Room	= 電視房
U.T.	= Utility Room	= 工作間
UNEXCAVATED	= Unexcavated	= 非挖掘
UP	= Up	= 上
UPSTAND BEAM	= Upstand Beam	= 反樑
VOID	= Void	= 中空
VOID 1	= Void 1	= 中空 1
VOID 2	= Void 2	= 中空 2
VOID ABOVE	= Void Above	= 上層中空
W.M.C.	= Water Meter Cabinet	= 水錶櫃
WALL	= Wall	= 牆
WALK-IN CLOSET	= Walk-In Closet	= 衣帽間
WALK-IN CLOSET 1	= Walk-In Closet 1	= 衣帽間 1
WALK-IN CLOSET 2	= Walk-In Closet 2	= 衣帽間 2
WINDOW AT H/L	= Window at High Level	= 設於高處的窗戶
YARD	= Yard	= 庭院

Notes applicable to the floor plans of this section:

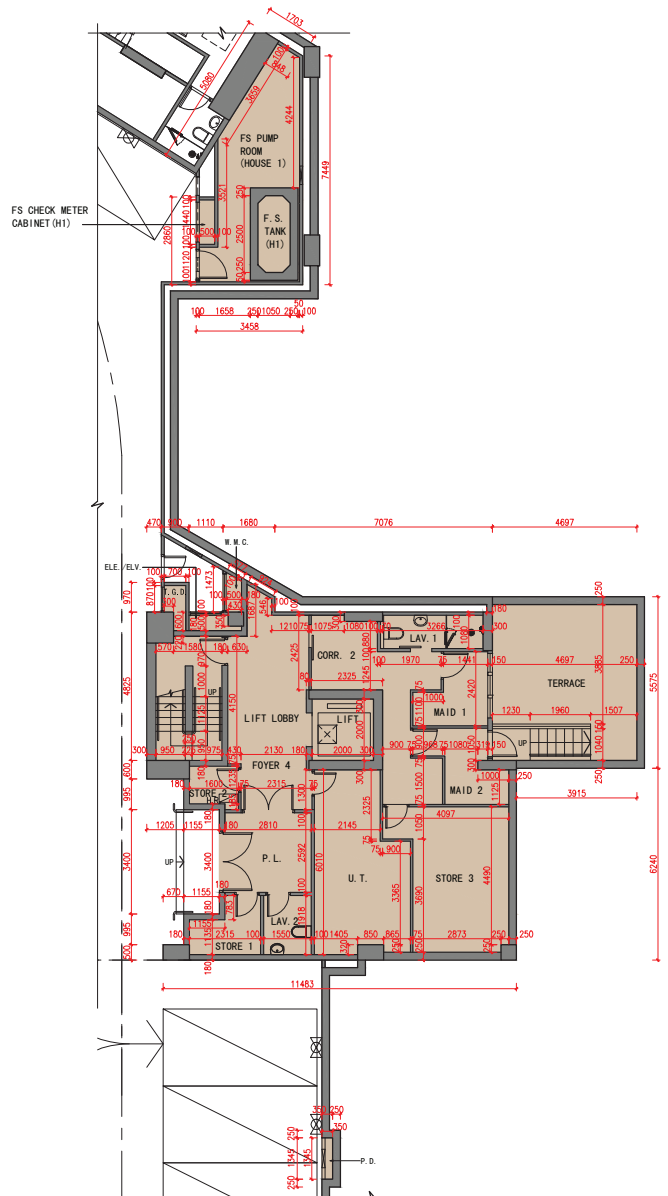
1. There may be architectural features and/or exposed pipes on external walls of some floors. For details, please refer to the latest approved building plans.
2. Common pipes exposed and/or enclosed in cladding are located at/adjacent to Balcony and/or Flat Roof and/or Utility Platform and/or air-conditioning platform and/or external wall of some units.
3. There may be ceiling bulkheads or false ceiling inside some residential properties for the installation of air-conditioning conduits and/or other mechanical and electrical services.
4. The internal ceiling height within some units may vary due to structural, architectural and/or decoration design variations.
5. Symbols of fittings and fitments shown on the floor plans, such as bathtubs, sink, shower cubicles, water closets, sink counter, etc., are retrieved from the latest approved building plans and are for general indication only. The symbols do not indicate the actual location, size, design and shape of the fittings and fitments.
6. Balconies and utility platforms are non-enclosed areas.
7. There may be air-conditioners on designated open air area or air-conditioner platform or flat roof or roof of some houses and/or blocks. For details, please refer to the latest approved building plans.

適用於本節各樓面平面圖之備註：

1. 部分樓層外牆或設有建築裝飾及/或外露喉管道。詳細資料請參考最新經批准的建築圖則。
2. 部分單位的露台及/或平台及/或工作平台及/或冷氣機平台及/或外牆設有外露及/或內藏的公用喉管。
3. 部分住宅物業內或設有天花假陣或假天花用以安裝冷氣喉管及/或其他機電設備。
4. 部分單位之天花高度將會因應結構、建築設計及/或裝修設計上的需要而有差異。
5. 樓面平面圖上所顯示的形象裝置符號，例如浴缸、洗滌盆、淋浴間、坐廁、洗滌盆櫃等乃擇自最新經批准之建築圖則，只作一般性標誌。符號並不標示該等裝置的實際位置、大小、設計及形狀。
6. 露台及工作平台為非封閉的地方。
7. 部份洋房及/或多單位建築物的指定露天地方或冷氣機平台或平台或天台設有冷氣機。詳細資料請參考最新批准之建築圖則。

11. FLOOR PLANS OF RESIDENTIAL PROPERTIES IN THE DEVELOPMENT
 發展項目的住宅物業的樓面平面圖

House 1
 1號洋房

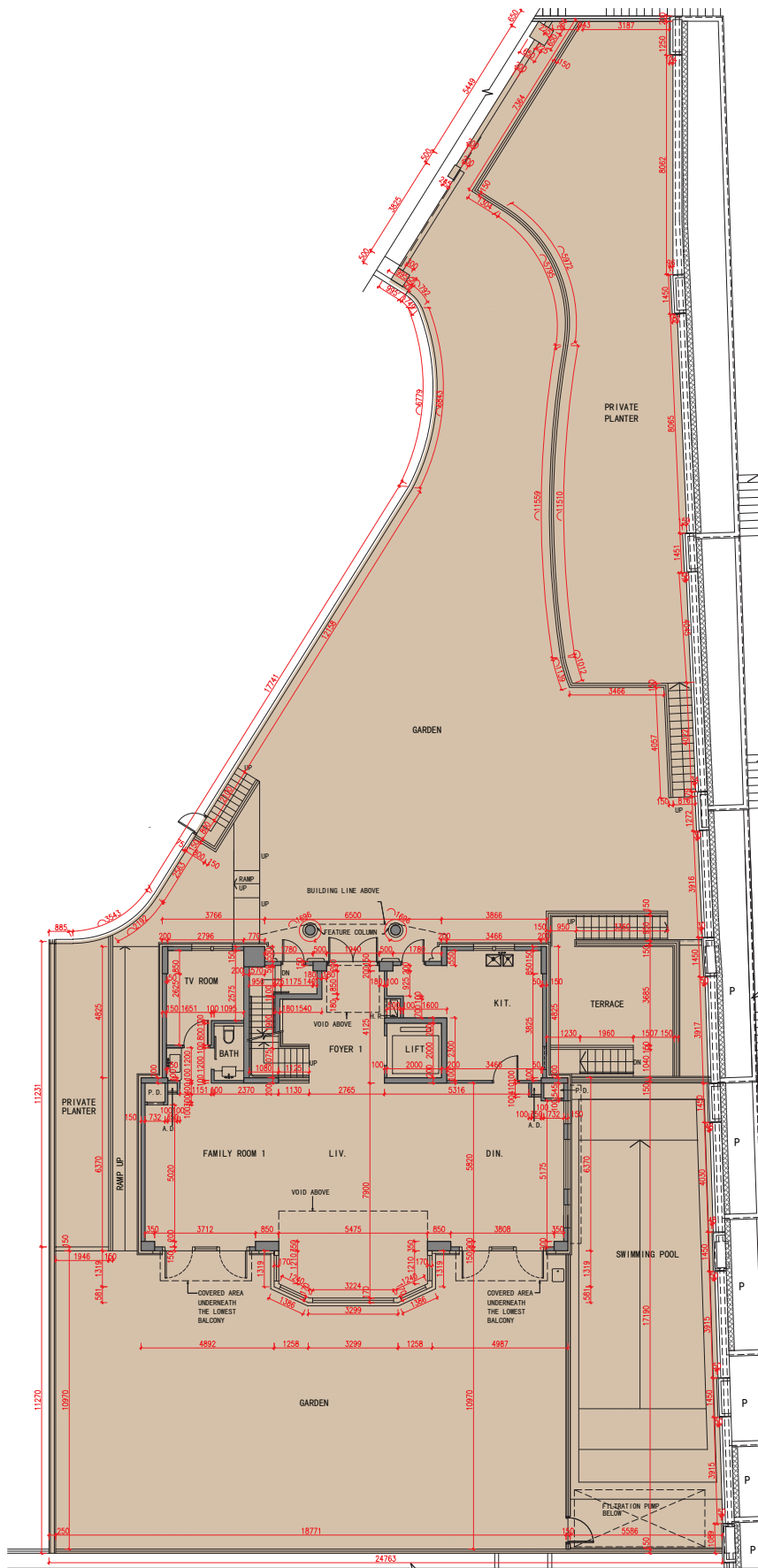


LG/F
 地下低層

Scale 比例 : 0 5 (M米)

11. FLOOR PLANS OF RESIDENTIAL PROPERTIES IN THE DEVELOPMENT
 發展項目的住宅物業的樓面平面圖

House 1
 1號洋房



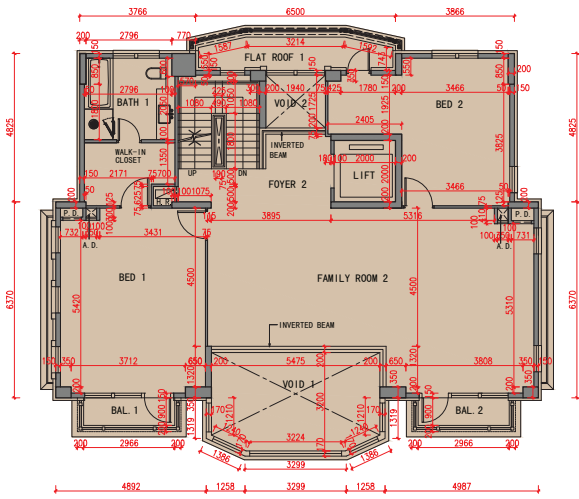
G/F
 地下

Scale 比例 : 0 5 (M米)

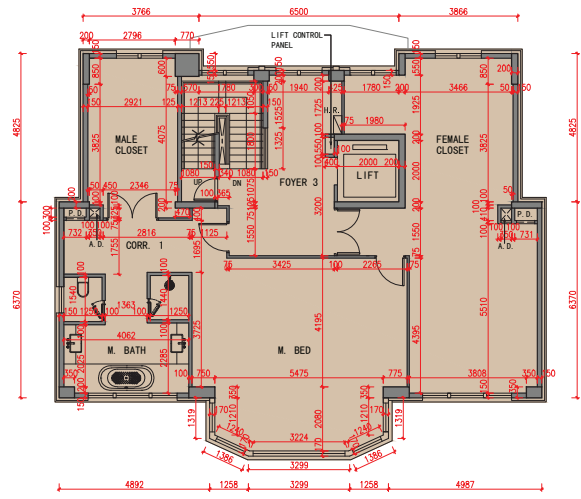
11. FLOOR PLANS OF RESIDENTIAL PROPERTIES IN THE DEVELOPMENT

發展項目的住宅物業的樓面平面圖

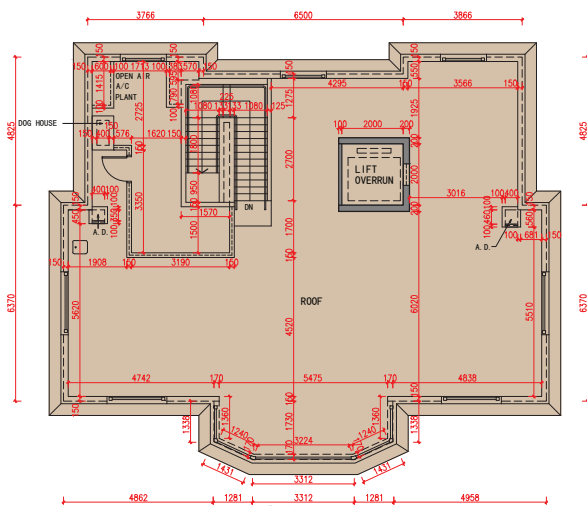
House 1 1號洋房



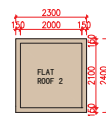
1/F
1樓



2/F
2樓



Roof
天台



Top Roof
上層天台

Scale 比例 : 0 5 (M米)

11. FLOOR PLANS OF RESIDENTIAL PROPERTIES IN THE DEVELOPMENT 發展項目的住宅物業的樓面平面圖

	Floor 樓層	Floor to floor height of each residential property (mm) 每個住宅物業的層與層之間的高度(毫米)	The thickness of the floor slabs (excluding plaster) of each residential property (mm) 每個住宅物業的樓板(不包括灰泥)的厚度(毫米)
HOUSE 1 1號洋房	LG/F 地下低層	3500, 4000*, 4300	200
	G/F 地下	4500, 8000	150, 175, 1000
	1/F 1樓	3500	150, 175
	2/F 2樓	3500	150, 175, 200
	Roof 天台	4950	150
	Top Roof 上層天台	Not Applicable 不適用	Not Applicable 不適用

The internal areas of the residential properties on the upper floors will generally be slightly larger than those on the lower floors because of the reducing thickness of the structural walls on the upper floors. (Not applicable)

因住宅物業的較高樓層的結構牆的厚度遞減，較高樓層的內部面積，一般比較低樓層的內部面積稍大(不適用)。

Notes:

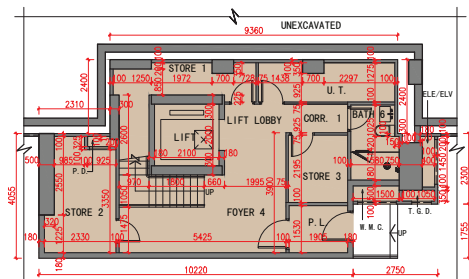
- The dimensions in the floor plan are all structural dimensions in millimeter.
 - There may be architectural features and/or exposed pipes on external walls of some houses and/or blocks. For details, please refer to the latest approved building plans.
 - There may be air-conditioners on designated open air area or air-conditioner platform or flat roof or roof of some houses and/or blocks. For details, please refer to the latest approved building plans.
 - Common and/or private pipes exposal and/or enclosed in cladding are located at/adjacent to flat roof and/or external wall of some houses and/or blocks. For details, please refer to the latest approved building plans.
 - There are ceiling bulkheads and/or sunken slabs and/or trenches of the above houses and/or blocks for the Mechanical and Electrical services.
 - Please refer to pages 21 to 24 of this sales brochure for legend of the terms and abbreviations and guidance notes in studying the floor plans of this section.
 - Floor to Floor height refers to the height between the top surface of the structure slab of a floor and the top surface of the structure slab of its immediate upper floor.
- * Inclusive of the trench depth of the trench slab on the floor of this floor 500mm.

備註：

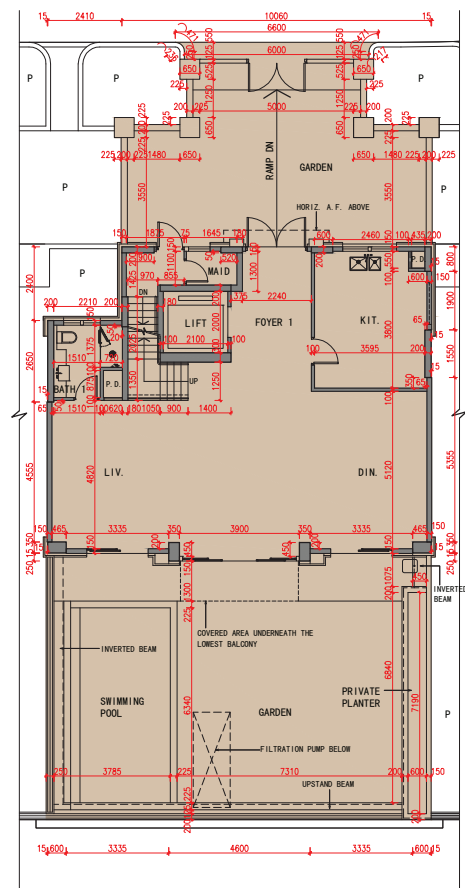
- 平面圖所列之數字為以毫米標示之建築結構尺寸。
 - 部份洋房及/或多單位建築物的外牆設有建築裝飾及/或外露喉管。詳細資料請參考最新批准之建築圖則。
 - 部份洋房及/或多單位建築物的指定露天地方或冷氣機平台或平台或天台設有冷氣機。詳細資料請參考最新批准之建築圖則。
 - 部份洋房及/或多單位建築物的平台及/或外牆設有外露及/或外牆裝飾板內藏之公用及/或私人喉管。詳細資料請參考最新批准的建築圖則。
 - 部份洋房及/或多單位建築物有天花假陣及/或有跌級樓板及/或坑道以內藏機電設備。
 - 請參閱本售樓說明書第21至24頁之圖例及指引以協助解讀此部分的平面圖及其顯示之名稱及簡稱。
 - 層與層之間的高度指該樓層之石屎地台上一層石屎地台之高度距離。
- * 包括本層地台坑道樓板之坑道深度500毫米。

11. FLOOR PLANS OF RESIDENTIAL PROPERTIES IN THE DEVELOPMENT
 發展項目的住宅物業的樓面平面圖

House 2
 2號洋房



LG/F
 地下低層

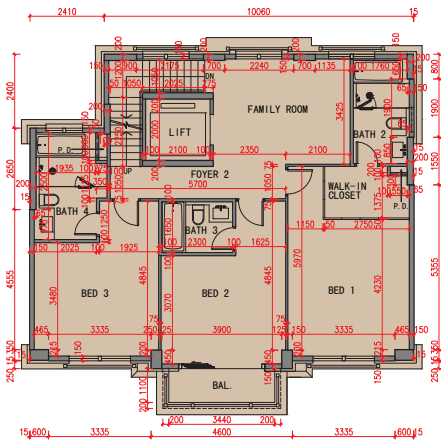


G/F
 地下

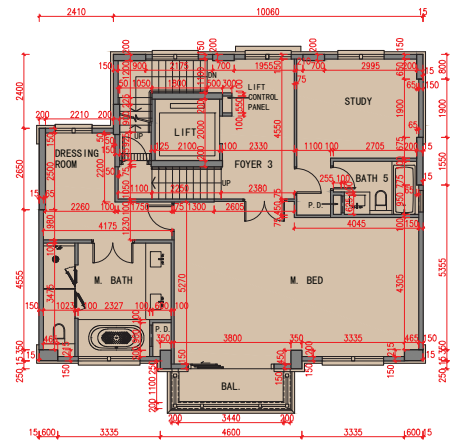
Scale 比例 : 0 5 (M米)

11. FLOOR PLANS OF RESIDENTIAL PROPERTIES IN THE DEVELOPMENT
 發展項目的住宅物業的樓面平面圖

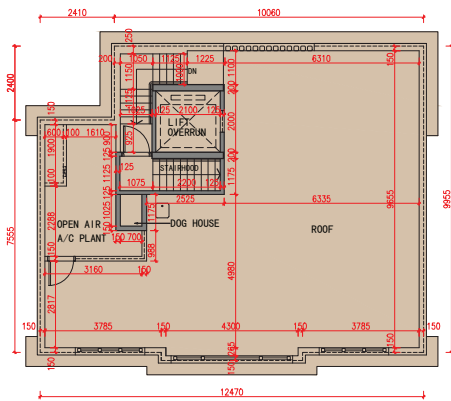
House 2
 2號洋房



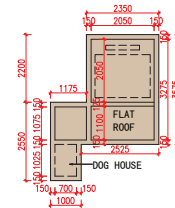
1/F
 1樓



2/F
 2樓



Roof
 天台



Top Roof
 上層天台

11. FLOOR PLANS OF RESIDENTIAL PROPERTIES IN THE DEVELOPMENT 發展項目的住宅物業的樓面平面圖

	Floor 樓層	Floor to floor height of each residential property (mm) 每個住宅物業的層與層之間的高度(毫米)	The thickness of the floor slabs (excluding plaster) of each residential property (mm) 每個住宅物業的樓板(不包括灰泥)的厚度(毫米)
HOUSE 2 2號洋房	LG/F 地下低層	3500, 4000*	200, 250
	G/F 地下	4500	150, 300
	1/F 1樓	3300	150, 300
	2/F 2樓	3500	150, 300
	Roof 天台	3070, 4950	150
	Top Roof 上層天台	Not Applicable 不適用	Not Applicable 不適用

The internal areas of the residential properties on the upper floors will generally be slightly larger than those on the lower floors because of the reducing thickness of the structural walls on the upper floors. (Not applicable)

因住宅物業的較高樓層的結構牆的厚度遞減，較高樓層的內部面積，一般比較低樓層的內部面積稍大(不適用)。

Notes:

- The dimensions in the floor plan are all structural dimensions in millimeter.
- There may be architectural features and/or exposed pipes on external walls of some houses and/or blocks. For details, please refer to the latest approved building plans.
- There may be air-conditioners on designated open air area or air-conditioner platform or flat roof or roof of some houses and/or blocks. For details, please refer to the latest approved building plans.
- Common and/or private pipes exposure and/or enclosed in cladding are located at/adjacent to flat roof and/or external wall of some houses and/or blocks. For details, please refer to the latest approved building plans.
- There are ceiling bulkheads and/or sunken slabs and/or trenches of the above houses and/or blocks for the Mechanical and Electrical services.
- Please refer to pages 21 to 24 of this sales brochure for legend of the terms and abbreviations and guidance notes in studying the floor plans of this section.
- Floor to Floor height refers to the height between the top surface of the structure slab of a floor and the top surface of the structure slab of its immediate upper floor.

* Inclusive of the trench depth of the trench slab on the floor of this floor 500mm.

備註：

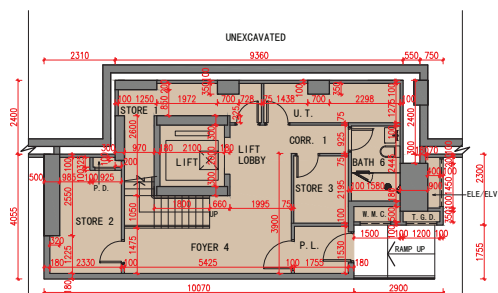
- 平面圖所列之數字為以毫米標示之建築結構尺寸。
- 部份洋房及/或多單位建築物的外牆設有建築裝飾及/或外露喉管。詳細資料請參考最新批准之建築圖則。
- 部份洋房及/或多單位建築物的指定露天地方或冷氣機平台或平台或天台設有冷氣機。詳細資料請參考最新批准之建築圖則。
- 部份洋房及/或多單位建築物的平台及/或外牆設有外露及/或外牆裝飾板內藏之公用及/或私人喉管。詳細資料請參考最新批准的建築圖則。
- 部份洋房及/或多單位建築物有天花假陣及/或有跌級樓板及/或坑道以內藏機電設備。
- 請參閱本售樓說明書第21至24頁之圖例及指引以協助解讀此部分的平面圖及其顯示之名稱及簡稱。
- 層與層之間的高度指該樓層之石屎地台上一層石屎地台之高度距離。

* 包括本層地台坑道樓板之坑道深度500毫米。

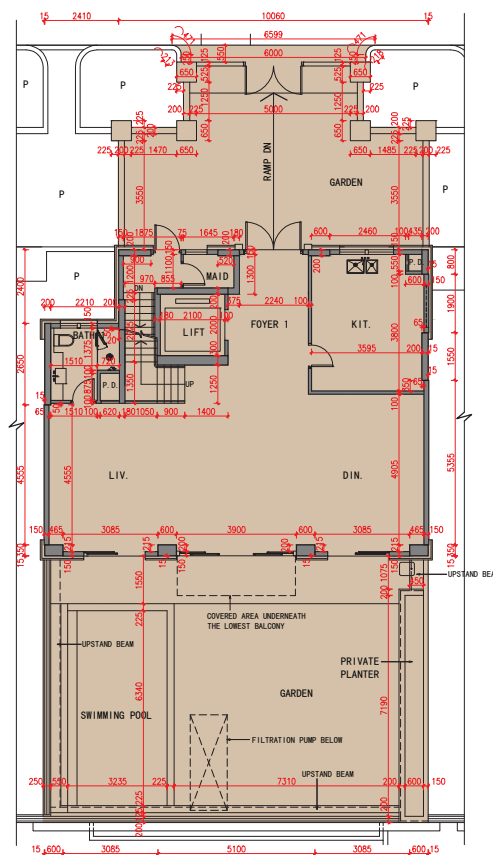
11. FLOOR PLANS OF RESIDENTIAL PROPERTIES IN THE DEVELOPMENT

發展項目的住宅物業的樓面平面圖

House 3
3號洋房



LG/F
地下低層

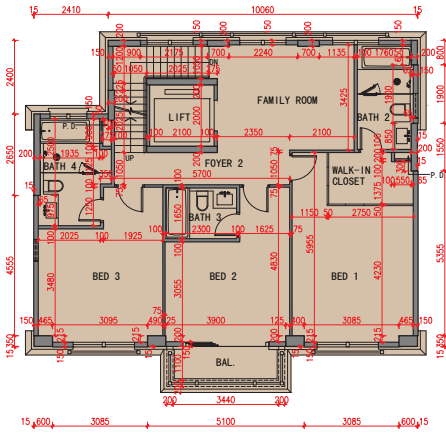


G/F
地下

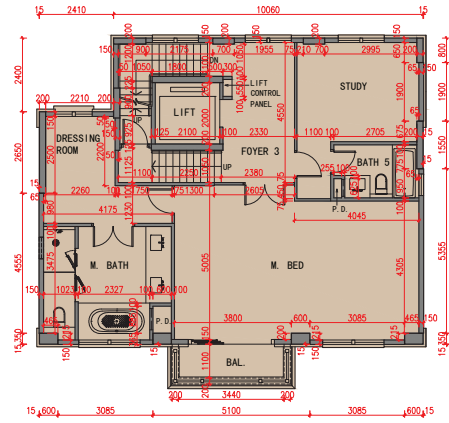
Scale 比例 : 0 5 (M米)

11. FLOOR PLANS OF RESIDENTIAL PROPERTIES IN THE DEVELOPMENT
 發展項目的住宅物業的樓面平面圖

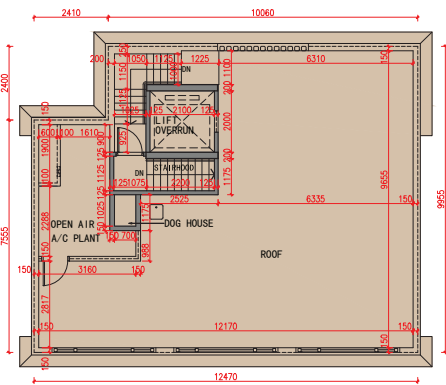
House 3
 3號洋房



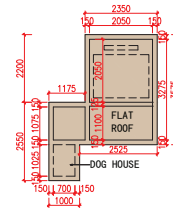
1/F
 1樓



2/F
 2樓



Roof
 天台



Top Roof
 上層天台

11. FLOOR PLANS OF RESIDENTIAL PROPERTIES IN THE DEVELOPMENT 發展項目的住宅物業的樓面平面圖

	Floor 樓層	Floor to floor height of each residential property (mm) 每個住宅物業的層與層之間的高度(毫米)	The thickness of the floor slabs (excluding plaster) of each residential property (mm) 每個住宅物業的樓板(不包括灰泥)的厚度(毫米)
HOUSE 3 3號洋房	LG/F 地下低層	3500, 4000*	200, 250
	G/F 地下	4500	150, 300
	1/F 1樓	3300	150, 300
	2/F 2樓	3500	150, 300
	Roof 天台	3070, 4950	150
	Top Roof 上層天台	Not Applicable 不適用	Not Applicable 不適用

The internal areas of the residential properties on the upper floors will generally be slightly larger than those on the lower floors because of the reducing thickness of the structural walls on the upper floors. (Not applicable)

因住宅物業的較高樓層的結構牆的厚度遞減，較高樓層的內部面積，一般比較低樓層的內部面積稍大(不適用)。

Notes:

- The dimensions in the floor plan are all structural dimensions in millimeter.
- There may be architectural features and/or exposed pipes on external walls of some houses and/or blocks. For details, please refer to the latest approved building plans.
- There may be air-conditioners on designated open air area or air-conditioner platform or flat roof or roof of some houses and/or blocks. For details, please refer to the latest approved building plans.
- Common and/or private pipes exposure and/or enclosed in cladding are located at/adjacent to flat roof and/or external wall of some houses and/or blocks. For details, please refer to the latest approved building plans.
- There are ceiling bulkheads and/or sunken slabs and/or trenches of the above houses and/or blocks for the Mechanical and Electrical services.
- Please refer to pages 21 to 24 of this sales brochure for legend of the terms and abbreviations and guidance notes in studying the floor plans of this section.
- Floor to Floor height refers to the height between the top surface of the structure slab of a floor and the top surface of the structure slab of its immediate upper floor.

* Inclusive of the trench depth of the trench slab on the floor of this floor 500mm.

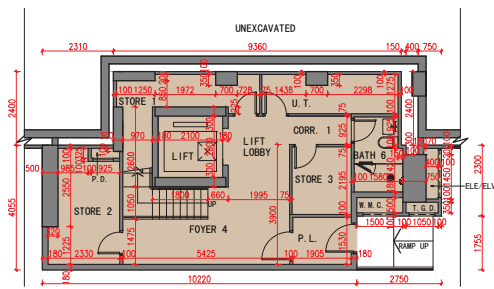
備註：

- 平面圖所列之數字為以毫米標示之建築結構尺寸。
- 部份洋房及/或多單位建築物的外牆設有建築裝飾及/或外露喉管。詳細資料請參考最新批准之建築圖則。
- 部份洋房及/或多單位建築物的指定露天地方或冷氣機平台或平台或天台設有冷氣機。詳細資料請參考最新批准之建築圖則。
- 部份洋房及/或多單位建築物的平台及/或外牆設有外露及/或外牆裝飾板內藏之公用及/或私人喉管。詳細資料請參考最新批准的建築圖則。
- 部份洋房及/或多單位建築物有天花假陣及/或有跌級樓板及/或坑道以內藏機電設備。
- 請參閱本售樓說明書第21至24頁之圖例及指引以協助解讀此部分的平面圖及其顯示之名稱及簡稱。
- 層與層之間的高度指該樓層之石屎地台上一層石屎地台之高度距離。

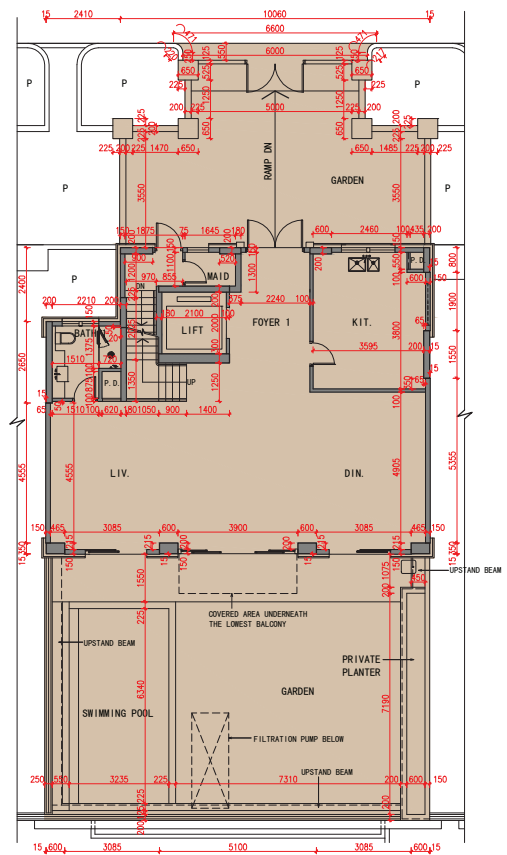
* 包括本層地台坑道樓板之坑道深度500毫米。

11. FLOOR PLANS OF RESIDENTIAL PROPERTIES IN THE DEVELOPMENT
 發展項目的住宅物業的樓面平面圖

House 5
 5號洋房



LG/F
 地下低層

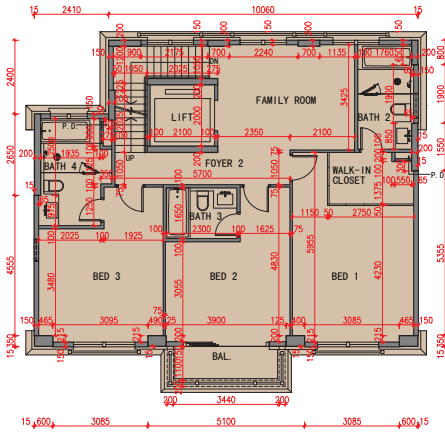


G/F
 地下

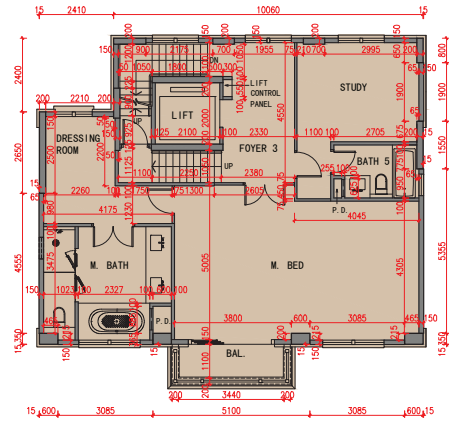
Scale 比例 : 0 5 (M米)

11. FLOOR PLANS OF RESIDENTIAL PROPERTIES IN THE DEVELOPMENT
 發展項目的住宅物業的樓面平面圖

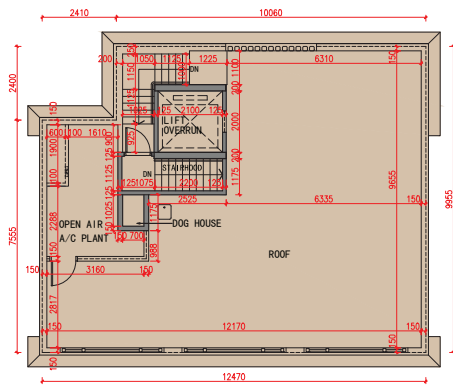
House 5
 5號洋房



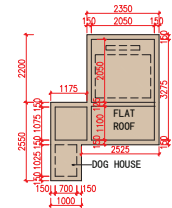
1/F
 1樓



2/F
 2樓



Roof
 天台



Top Roof
 上層天台

11. FLOOR PLANS OF RESIDENTIAL PROPERTIES IN THE DEVELOPMENT 發展項目的住宅物業的樓面平面圖

	Floor 樓層	Floor to floor height of each residential property (mm) 每個住宅物業的層與層之間的高度(毫米)	The thickness of the floor slabs (excluding plaster) of each residential property (mm) 每個住宅物業的樓板(不包括灰泥)的厚度(毫米)
HOUSE 5 5號洋房	LG/F 地下低層	3500, 4000*	200, 250
	G/F 地下	4500	150, 300
	1/F 1樓	3300	150, 300
	2/F 2樓	3500	150, 300
	Roof 天台	3070, 4950	150
	Top Roof 上層天台	Not Applicable 不適用	Not Applicable 不適用

The internal areas of the residential properties on the upper floors will generally be slightly larger than those on the lower floors because of the reducing thickness of the structural walls on the upper floors. (Not applicable)

因住宅物業的較高樓層的結構牆的厚度遞減，較高樓層的內部面積，一般比較低樓層的內部面積稍大(不適用)。

Notes:

- The dimensions in the floor plan are all structural dimensions in millimeter.
- There may be architectural features and/or exposed pipes on external walls of some houses and/or blocks. For details, please refer to the latest approved building plans.
- There may be air-conditioners on designated open air area or air-conditioner platform or flat roof or roof of some houses and/or blocks. For details, please refer to the latest approved building plans.
- Common and/or private pipes exposure and/or enclosed in cladding are located at/adjacent to flat roof and/or external wall of some houses and/or blocks. For details, please refer to the latest approved building plans.
- There are ceiling bulkheads and/or sunken slabs and/or trenches of the above houses and/or blocks for the Mechanical and Electrical services.
- Please refer to pages 21 to 24 of this sales brochure for legend of the terms and abbreviations and guidance notes in studying the floor plans of this section.
- Floor to Floor height refers to the height between the top surface of the structure slab of a floor and the top surface of the structure slab of its immediate upper floor.

* Inclusive of the trench depth of the trench slab on the floor of this floor 500mm.

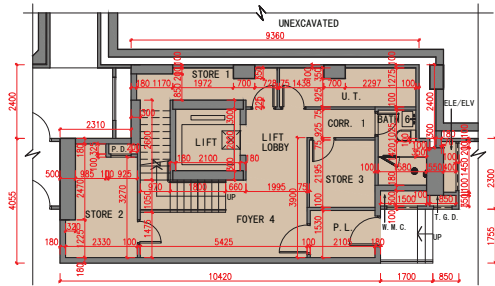
備註：

- 平面圖所列之數字為以毫米標示之建築結構尺寸。
- 部份洋房及/或多單位建築物的外牆設有建築裝飾及/或外露喉管。詳細資料請參考最新批准之建築圖則。
- 部份洋房及/或多單位建築物的指定露天地方或冷氣機平台或平台或天台設有冷氣機。詳細資料請參考最新批准之建築圖則。
- 部份洋房及/或多單位建築物的平台及/或外牆設有外露及/或外牆裝飾板內藏之公用及/或私人喉管。詳細資料請參考最新批准的建築圖則。
- 部份洋房及/或多單位建築物有天花假陣及/或有跌級樓板及/或坑道以內藏機電設備。
- 請參閱本售樓說明書第21至24頁之圖例及指引以協助解讀此部分的平面圖及其顯示之名稱及簡稱。
- 層與層之間的高度指該樓層之石屎地台上一層石屎地台之高度距離。

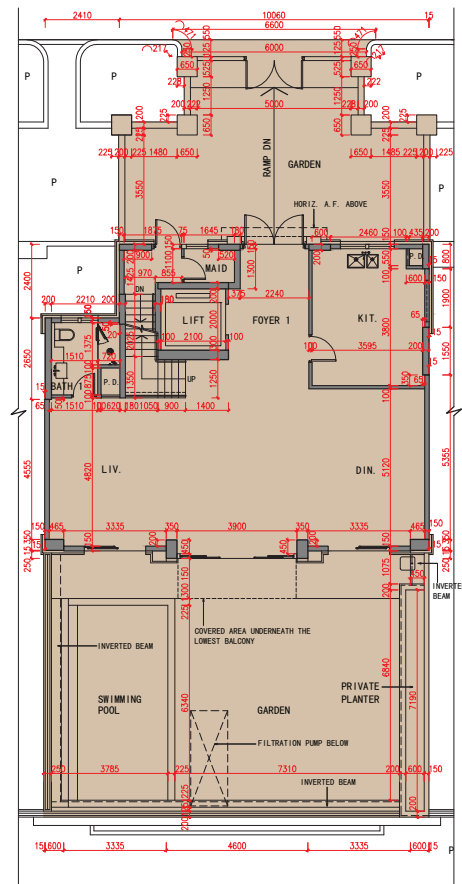
* 包括本層地台坑道樓板之坑道深度500毫米。

11. FLOOR PLANS OF RESIDENTIAL PROPERTIES IN THE DEVELOPMENT
 發展項目的住宅物業的樓面平面圖

House 6
 6號洋房



LG/F
 地下低層



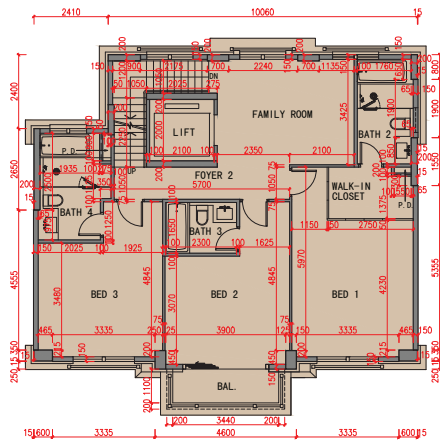
G/F
 地下

Scale 比例 : 0 5 (M米)

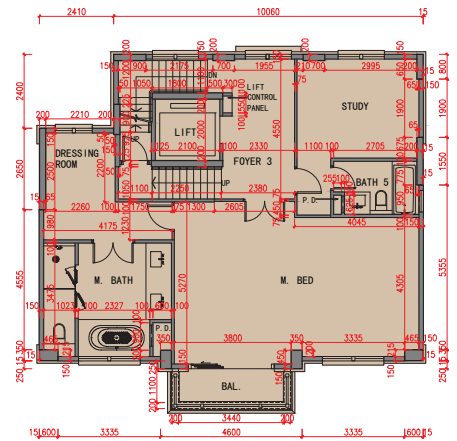
11. FLOOR PLANS OF RESIDENTIAL PROPERTIES IN THE DEVELOPMENT

發展項目的住宅物業的樓面平面圖

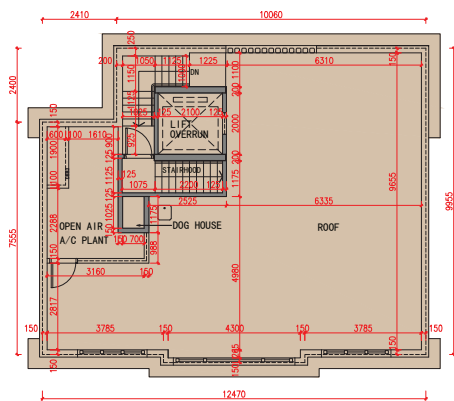
House 6
6號洋房



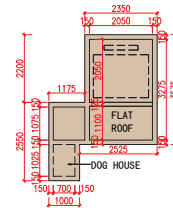
1/F
1樓



2/F
2樓



Roof
天台



Top Roof
上層天台

Scale 比例 : (M米)

11. FLOOR PLANS OF RESIDENTIAL PROPERTIES IN THE DEVELOPMENT 發展項目的住宅物業的樓面平面圖

	Floor 樓層	Floor to floor height of each residential property (mm) 每個住宅物業的層與層之間的高度(毫米)	The thickness of the floor slabs (excluding plaster) of each residential property (mm) 每個住宅物業的樓板(不包括灰泥)的厚度(毫米)
HOUSE 6 6號洋房	LG/F 地下低層	3500, 4000*	200, 250
	G/F 地下	4500	150, 300
	1/F 1樓	3300	150, 300
	2/F 2樓	3500	150, 300
	Roof 天台	3070, 4950	150
	Top Roof 上層天台	Not Applicable 不適用	Not Applicable 不適用

The internal areas of the residential properties on the upper floors will generally be slightly larger than those on the lower floors because of the reducing thickness of the structural walls on the upper floors. (Not applicable)

因住宅物業的較高樓層的結構牆的厚度遞減，較高樓層的內部面積，一般比較低樓層的內部面積稍大(不適用)。

Notes:

- The dimensions in the floor plan are all structural dimensions in millimeter.
- There may be architectural features and/or exposed pipes on external walls of some houses and/or blocks. For details, please refer to the latest approved building plans.
- There may be air-conditioners on designated open air area or air-conditioner platform or flat roof or roof of some houses and/or blocks. For details, please refer to the latest approved building plans.
- Common and/or private pipes exposure and/or enclosed in cladding are located at/adjacent to flat roof and/or external wall of some houses and/or blocks. For details, please refer to the latest approved building plans.
- There are ceiling bulkheads and/or sunken slabs and/or trenches of the above houses and/or blocks for the Mechanical and Electrical services.
- Please refer to pages 21 to 24 of this sales brochure for legend of the terms and abbreviations and guidance notes in studying the floor plans of this section.
- Floor to Floor height refers to the height between the top surface of the structure slab of a floor and the top surface of the structure slab of its immediate upper floor.

* Inclusive of the trench depth of the trench slab on the floor of this floor 500mm.

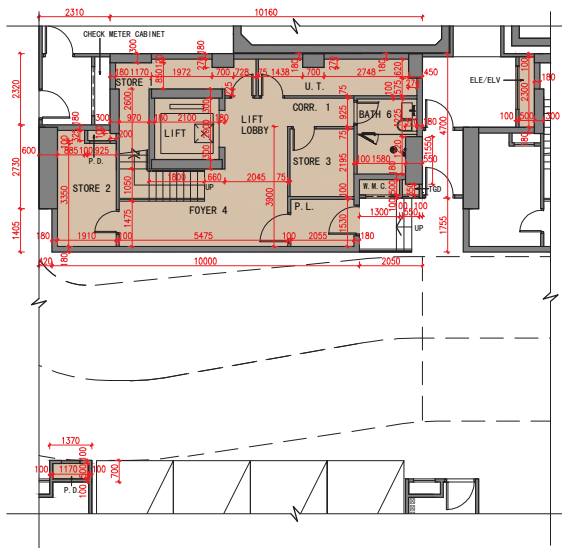
備註：

- 平面圖所列之數字為以毫米標示之建築結構尺寸。
- 部份洋房及/或多單位建築物的外牆設有建築裝飾及/或外露喉管。詳細資料請參考最新批准之建築圖則。
- 部份洋房及/或多單位建築物的指定露天地方或冷氣機平台或平台或天台設有冷氣機。詳細資料請參考最新批准之建築圖則。
- 部份洋房及/或多單位建築物的平台及/或外牆設有外露及/或外牆裝飾板內藏之公用及/或私人喉管。詳細資料請參考最新批准的建築圖則。
- 部份洋房及/或多單位建築物有天花假陣及/或有跌級樓板及/或坑道以內藏機電設備。
- 請參閱本售樓說明書第21至24頁之圖例及指引以協助解讀此部分的平面圖及其顯示之名稱及簡稱。
- 層與層之間的高度指該樓層之石屎地台上一層石屎地台之高度距離。

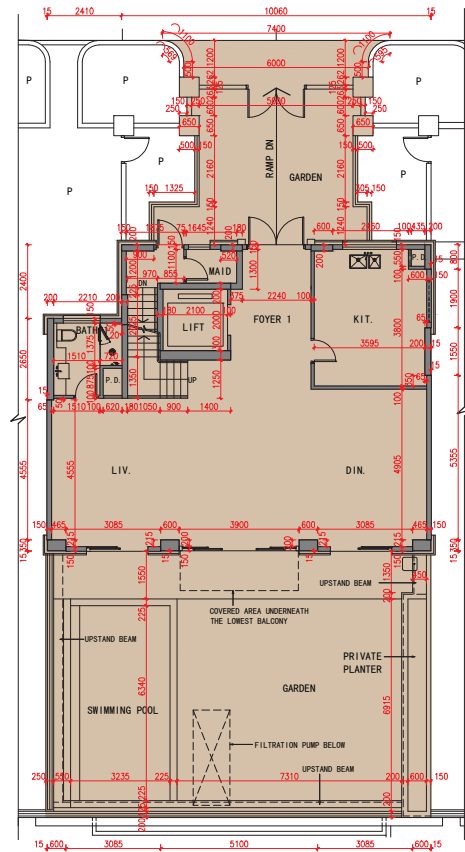
* 包括本層地台坑道樓板之坑道深度500毫米。

11. FLOOR PLANS OF RESIDENTIAL PROPERTIES IN THE DEVELOPMENT
 發展項目的住宅物業的樓面平面圖

House 7
 7號洋房



LG/F
 地下低層

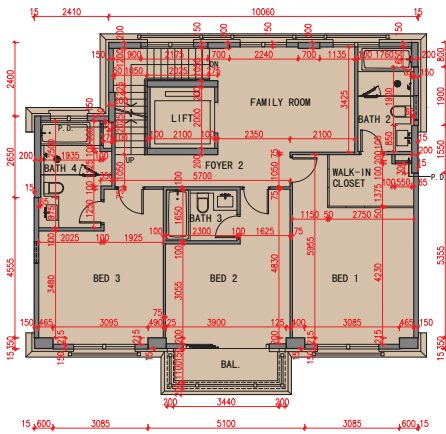


G/F
 地下

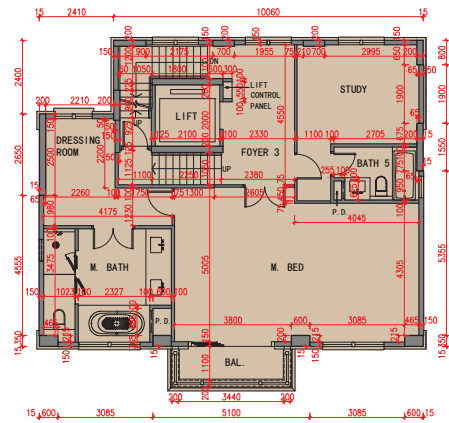
Scale 比例 : 0 5 (M米)

11. FLOOR PLANS OF RESIDENTIAL PROPERTIES IN THE DEVELOPMENT
 發展項目的住宅物業的樓面平面圖

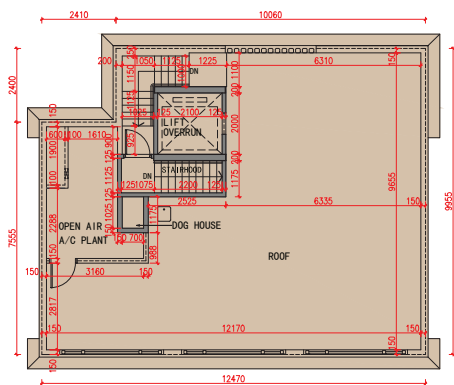
House 7
 7號洋房



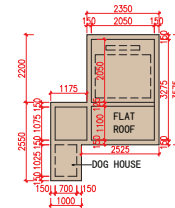
1/F
 1樓



2/F
 2樓



Roof
 天台



Top Roof
 上層天台

11. FLOOR PLANS OF RESIDENTIAL PROPERTIES IN THE DEVELOPMENT 發展項目的住宅物業的樓面平面圖

	Floor 樓層	Floor to floor height of each residential property (mm) 每個住宅物業的層與層之間的高度(毫米)	The thickness of the floor slabs (excluding plaster) of each residential property (mm) 每個住宅物業的樓板(不包括灰泥)的厚度(毫米)
HOUSE 7 7號洋房	LG/F 地下低層	3500, 4000*	200, 250
	G/F 地下	4500	150, 300
	1/F 1樓	3300	150, 300
	2/F 2樓	3500	150, 300
	Roof 天台	3070, 4950	150
	Top Roof 上層天台	Not Applicable 不適用	Not Applicable 不適用

The internal areas of the residential properties on the upper floors will generally be slightly larger than those on the lower floors because of the reducing thickness of the structural walls on the upper floors. (Not applicable)

因住宅物業的較高樓層的結構牆的厚度遞減，較高樓層的內部面積，一般比較低樓層的內部面積稍大(不適用)。

Notes:

- The dimensions in the floor plan are all structural dimensions in millimeter.
- There may be architectural features and/or exposed pipes on external walls of some houses and/or blocks. For details, please refer to the latest approved building plans.
- There may be air-conditioners on designated open air area or air-conditioner platform or flat roof or roof of some houses and/or blocks. For details, please refer to the latest approved building plans.
- Common and/or private pipes exposure and/or enclosed in cladding are located at/adjacent to flat roof and/or external wall of some houses and/or blocks. For details, please refer to the latest approved building plans.
- There are ceiling bulkheads and/or sunken slabs and/or trenches of the above houses and/or blocks for the Mechanical and Electrical services.
- Please refer to pages 21 to 24 of this sales brochure for legend of the terms and abbreviations and guidance notes in studying the floor plans of this section.
- Floor to Floor height refers to the height between the top surface of the structure slab of a floor and the top surface of the structure slab of its immediate upper floor.

* Inclusive of the trench depth of the trench slab on the floor of this floor 500mm.

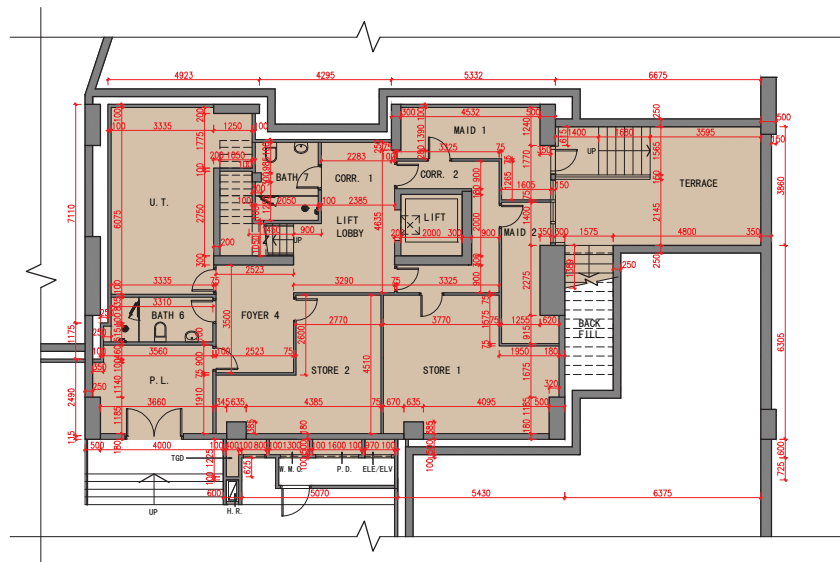
備註：

- 平面圖所列之數字為以毫米標示之建築結構尺寸。
- 部份洋房及/或多單位建築物的外牆設有建築裝飾及/或外露喉管。詳細資料請參考最新批准之建築圖則。
- 部份洋房及/或多單位建築物的指定露天地方或冷氣機平台或平台或天台設有冷氣機。詳細資料請參考最新批准之建築圖則。
- 部份洋房及/或多單位建築物的平台及/或外牆設有外露及/或外牆裝飾板內藏之公用及/或私人喉管。詳細資料請參考最新批准的建築圖則。
- 部份洋房及/或多單位建築物有天花假陣及/或有跌級樓板及/或坑道以內藏機電設備。
- 請參閱本售樓說明書第21至24頁之圖例及指引以協助解讀此部分的平面圖及其顯示之名稱及簡稱。
- 層與層之間的高度指該樓層之石屎地台上一層石屎地台之高度距離。

* 包括本層地台坑道樓板之坑道深度500毫米。

11. FLOOR PLANS OF RESIDENTIAL PROPERTIES IN THE DEVELOPMENT
 發展項目的住宅物業的樓面平面圖

House 8
 8號洋房

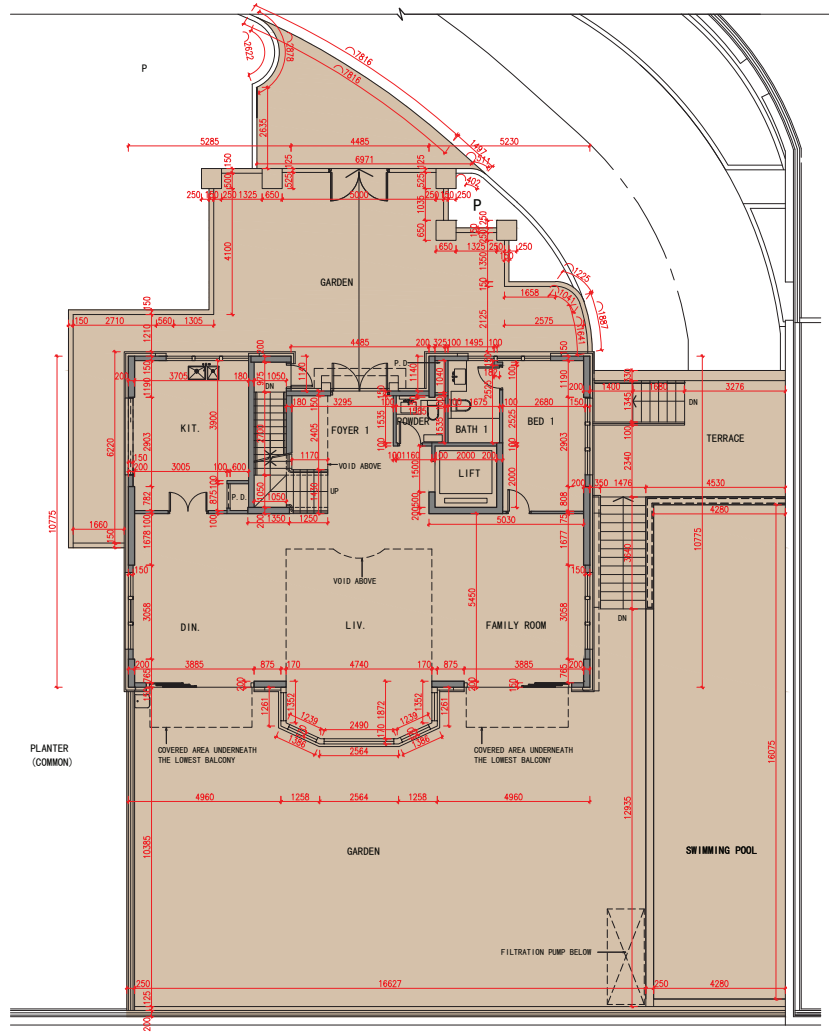


LG/F
 地下低層

Scale 比例 : 0 5 (M米)

11. FLOOR PLANS OF RESIDENTIAL PROPERTIES IN THE DEVELOPMENT
 發展項目的住宅物業的樓面平面圖

House 8
 8號洋房



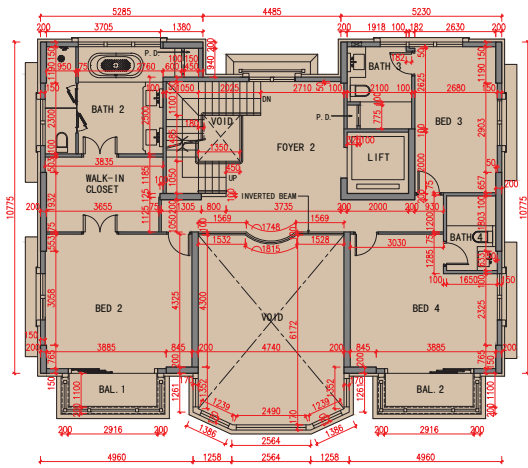
G/F
 地下

Scale 比例 : 0 5 (M米)

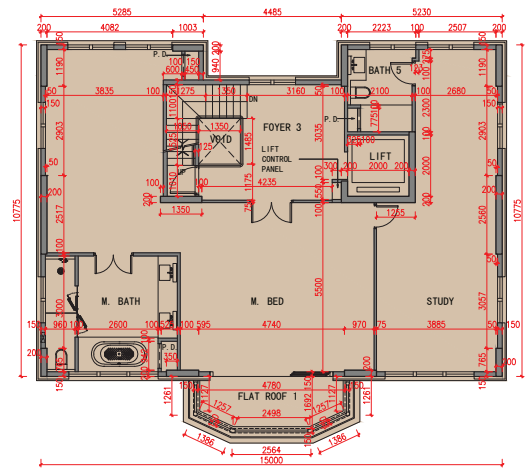
11. FLOOR PLANS OF RESIDENTIAL PROPERTIES IN THE DEVELOPMENT

發展項目的住宅物業的樓面平面圖

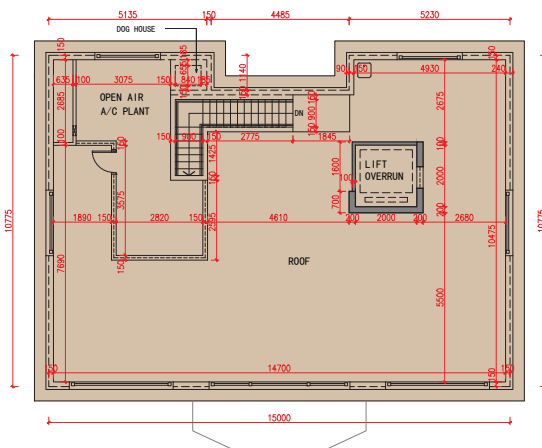
House 8
8號洋房



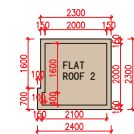
1/F
1樓



2/F
2樓



Roof
天台



Top Roof
上層天台

Scale 比例 : (M米)

11. FLOOR PLANS OF RESIDENTIAL PROPERTIES IN THE DEVELOPMENT 發展項目的住宅物業的樓面平面圖

	Floor 樓層	Floor to floor height of each residential property (mm) 每個住宅物業的層與層之間的高度(毫米)	The thickness of the floor slabs (excluding plaster) of each residential property (mm) 每個住宅物業的樓板(不包括灰泥)的厚度(毫米)
	HOUSE 8 8號洋房	LG/F 地下低層	3500, 4000#
G/F 地下		4500, 7350, 7650, 7700, 8000	150, 175, 350, 650, 700, 1000
1/F 1樓		3500	150, 1000
2/F 2樓		3500, 3850*	150, 175
Roof 天台		4950	150
Top Roof 上層天台		Not Applicable 不適用	Not Applicable 不適用

The internal areas of the residential properties on the upper floors will generally be slightly larger than those on the lower floors because of the reducing thickness of the structural walls on the upper floors. (Not applicable)

因住宅物業的較高樓層的結構牆的厚度遞減，較高樓層的內部面積，一般比較低樓層的內部面積稍大(不適用)。

Notes:

- The dimensions in the floor plan are all structural dimensions in millimeter.
- There may be architectural features and/or exposed pipes on external walls of some houses and/or blocks. For details, please refer to the latest approved building plans.
- There may be air-conditioners on designated open air area or air-conditioner platform or flat roof or roof of some houses and/or blocks. For details, please refer to the latest approved building plans.
- Common and/or private pipes exposed and/or enclosed in cladding are located at/adjacent to flat roof and/or external wall of some houses and/or blocks. For details, please refer to the latest approved building plans.
- There are ceiling bulkheads and/or sunken slabs and/or trenches of the above houses and/or blocks for the Mechanical and Electrical services.
- Please refer to pages 21 to 24 of this sales brochure for legend of the terms and abbreviations and guidance notes in studying the floor plans of this section.
- Floor to Floor height refers to the height between the top surface of the structure slab of a floor and the top surface of the structure slab of its immediate upper floor.

* Inclusive of the sunken depth of the sunken slab on the floor of this floor 350mm.

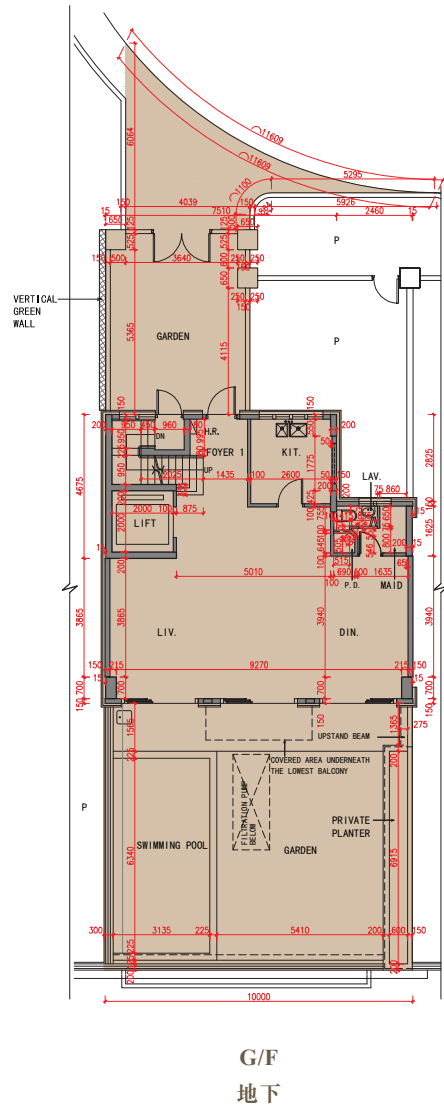
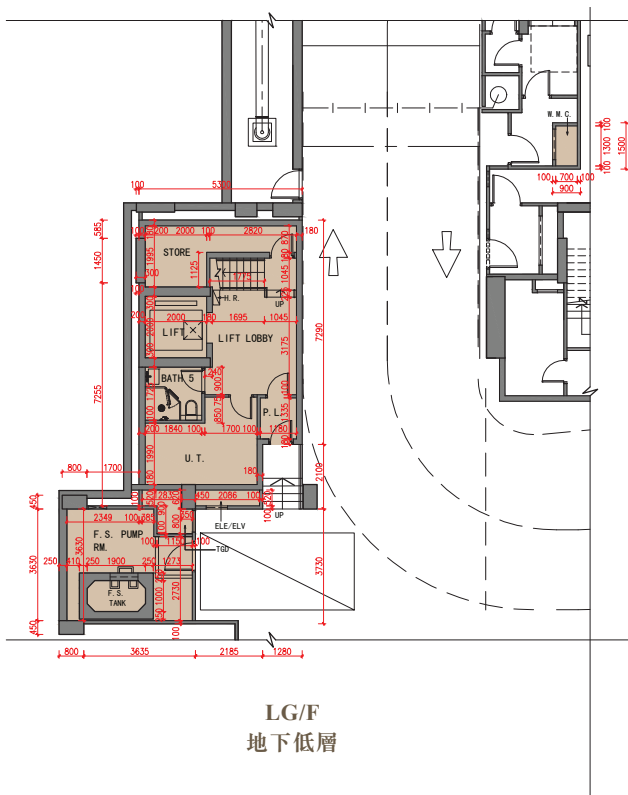
Inclusive of the trench depth of the trench slab on the floor of this floor 500mm.

備註：

- 平面圖所列之數字為以毫米標示之建築結構尺寸。
 - 部份洋房及/或多單位建築物的外牆設有建築裝飾及/或外露喉管。詳細資料請參考最新批准之建築圖則。
 - 部份洋房及/或多單位建築物的指定露天地方或冷氣機平台或平台或天台設有冷氣機。詳細資料請參考最新批准之建築圖則。
 - 部份洋房及/或多單位建築物的平台及/或外牆設有外露及/或外牆裝飾板內藏之公用及/或私人喉管。詳細資料請參考最新批准的建築圖則。
 - 部份洋房及/或多單位建築物有天花假陣及/或有跌級樓板及/或坑道以內藏機電設備。
 - 請參閱本售樓說明書第21至24頁之圖例及指引以協助解讀此部分的平面圖及其顯示之名稱及簡稱。
 - 層與層之間的高度指該樓層之石屎地台上一層石屎地台之高度距離。
- * 包括本層地台跌級樓板之跌級深度350毫米。
包括本層地台坑道樓板之坑道深度500毫米。

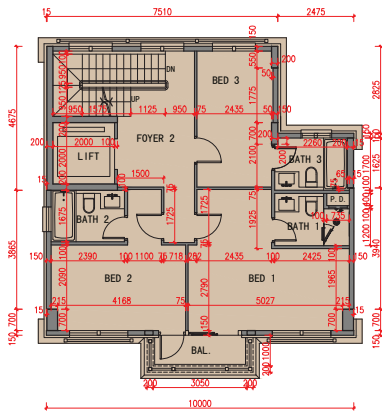
11. FLOOR PLANS OF RESIDENTIAL PROPERTIES IN THE DEVELOPMENT
 發展項目的住宅物業的樓面平面圖

House 9
 9號洋房

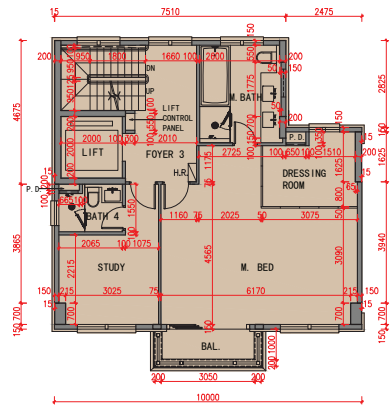


11. FLOOR PLANS OF RESIDENTIAL PROPERTIES IN THE DEVELOPMENT
 發展項目的住宅物業的樓面平面圖

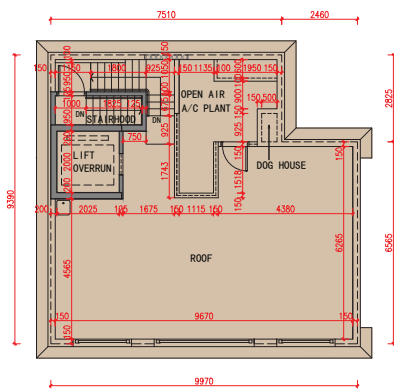
House 9
 9號洋房



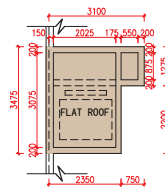
1/F
 1樓



2/F
 2樓



Roof
 天台



Top Roof
 上層天台

Scale 比例 : 0 5 (M米)

11. FLOOR PLANS OF RESIDENTIAL PROPERTIES IN THE DEVELOPMENT 發展項目的住宅物業的樓面平面圖

	Floor 樓層	Floor to floor height of each residential property (mm) 每個住宅物業的層與層之間的高度(毫米)	The thickness of the floor slabs (excluding plaster) of each residential property (mm) 每個住宅物業的樓板(不包括灰泥)的厚度(毫米)
HOUSE 9 9號洋房	LG/F 地下低層	3020, 3070, 3500, 4000*	200
	G/F 地下	4500	150, 175
	1/F 1樓	3300	150, 175
	2/F 2樓	3500	150, 175
	Roof 天台	3450, 4950	150
	Top Roof 上層天台	Not Applicable 不適用	Not Applicable 不適用

The internal areas of the residential properties on the upper floors will generally be slightly larger than those on the lower floors because of the reducing thickness of the structural walls on the upper floors. (Not applicable)

因住宅物業的較高樓層的結構牆的厚度遞減，較高樓層的內部面積，一般比較低樓層的內部面積稍大(不適用)。

Notes:

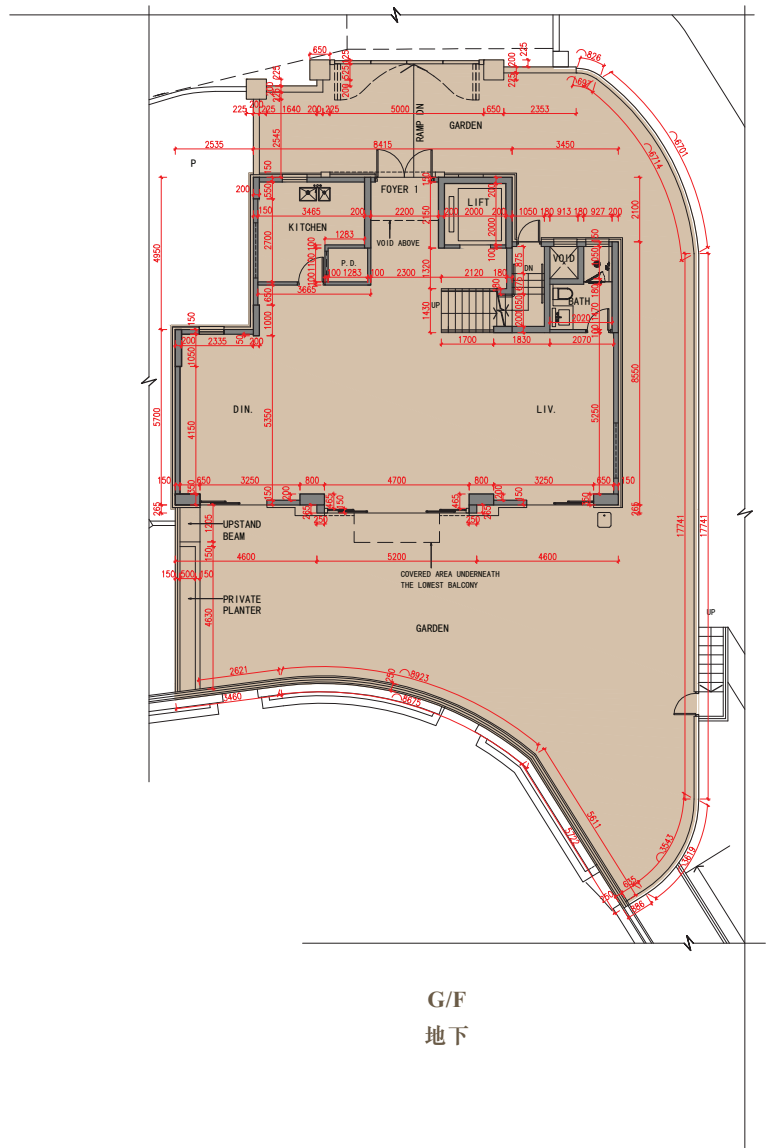
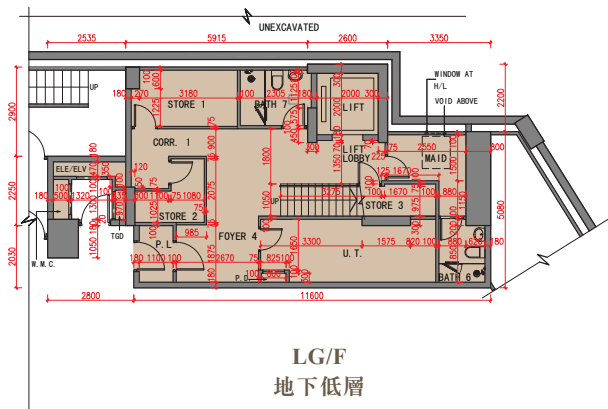
- The dimensions in the floor plan are all structural dimensions in millimeter.
 - There may be architectural features and/or exposed pipes on external walls of some houses and/or blocks. For details, please refer to the latest approved building plans.
 - There may be air-conditioners on designated open air area or air-conditioner platform or flat roof or roof of some houses and/or blocks. For details, please refer to the latest approved building plans.
 - Common and/or private pipes exposal and/or enclosed in cladding are located at/adjacent to flat roof and/or external wall of some houses and/or blocks. For details, please refer to the latest approved building plans.
 - There are ceiling bulkheads and/or sunken slabs and/or trenches of the above houses and/or blocks for the Mechanical and Electrical services.
 - Please refer to pages 21 to 24 of this sales brochure for legend of the terms and abbreviations and guidance notes in studying the floor plans of this section.
 - Floor to Floor height refers to the height between the top surface of the structure slab of a floor and the top surface of the structure slab of its immediate upper floor.
- * Inclusive of the trench depth of the trench slab on the floor of this floor 500mm.

備註：

- 平面圖所列之數字為以毫米標示之建築結構尺寸。
 - 部份洋房及/或多單位建築物的外牆設有建築裝飾及/或外露喉管。詳細資料請參考最新批准之建築圖則。
 - 部份洋房及/或多單位建築物的指定露天地方或冷氣機平台或平台或天台設有冷氣機。詳細資料請參考最新批准之建築圖則。
 - 部份洋房及/或多單位建築物的平台及/或外牆設有外露及/或外牆裝飾板內藏之公用及/或私人喉管。詳細資料請參考最新批准的建築圖則。
 - 部份洋房及/或多單位建築物有天花假陣及/或有跌級樓板及/或坑道以內藏機電設備。
 - 請參閱本售樓說明書第21至24頁之圖例及指引以協助解讀此部分的平面圖及其顯示之名稱及簡稱。
 - 層與層之間的高度指該樓層之石屎地台上一層石屎地台之高度距離。
- * 包括本層地台坑道樓板之坑道深度500毫米。

11. FLOOR PLANS OF RESIDENTIAL PROPERTIES IN THE DEVELOPMENT
 發展項目的住宅物業的樓面平面圖

House 10
 10 號洋房

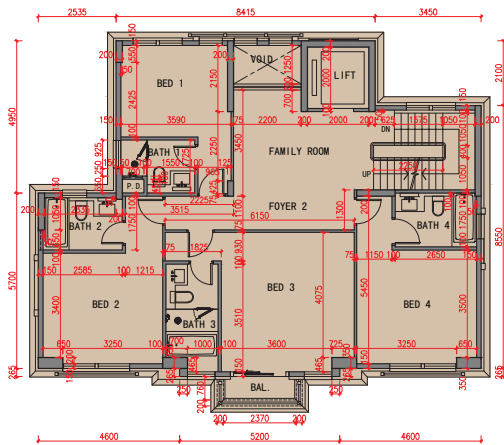


Scale 比例 : 0 5 (M米)

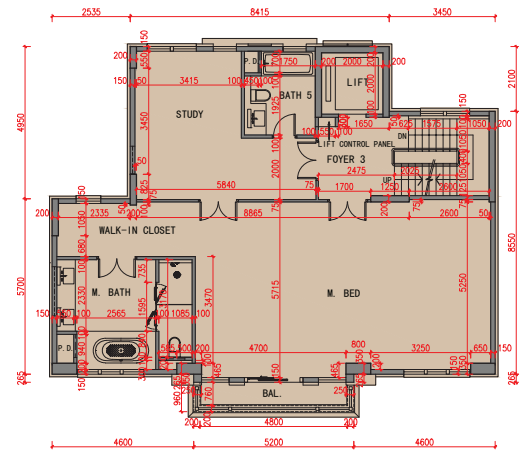
11. FLOOR PLANS OF RESIDENTIAL PROPERTIES IN THE DEVELOPMENT

發展項目的住宅物業的樓面平面圖

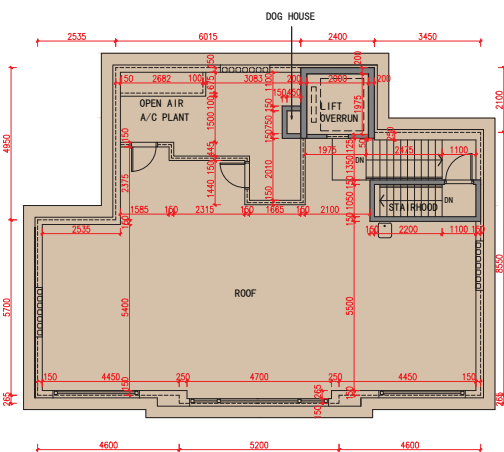
House 10
10 號洋房



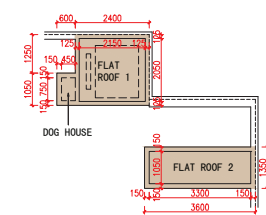
1/F
1 樓



2/F
2 樓



Roof
天台



Top Roof
上層天台

Scale 比例 : 0 5 (M米)

11. FLOOR PLANS OF RESIDENTIAL PROPERTIES IN THE DEVELOPMENT 發展項目的住宅物業的樓面平面圖

	Floor 樓層	Floor to floor height of each residential property (mm) 每個住宅物業的層與層之間的高度(毫米)	The thickness of the floor slabs (excluding plaster) of each residential property (mm) 每個住宅物業的樓板(不包括灰泥)的厚度(毫米)
HOUSE 10 10號洋房	LG/F 地下低層	3500, 4000#	200
	G/F 地下	4200, 7050	125, 150, 200
	1/F 1樓	3300	150, 200
	2/F 2樓	3325, 3775*	150, 200
	Roof 天台	3025, 4775	150
	Top Roof 上層天台	Not Applicable 不適用	Not Applicable 不適用

The internal areas of the residential properties on the upper floors will generally be slightly larger than those on the lower floors because of the reducing thickness of the structural walls on the upper floors. (Not applicable)

因住宅物業的較高樓層的結構牆的厚度遞減，較高樓層的內部面積，一般比較低樓層的內部面積稍大(不適用)。

Notes:

- The dimensions in the floor plan are all structural dimensions in millimeter.
- There may be architectural features and/or exposed pipes on external walls of some houses and/or blocks. For details, please refer to the latest approved building plans.
- There may be air-conditioners on designated open air area or air-conditioner platform or flat roof or roof of some houses and/or blocks. For details, please refer to the latest approved building plans.
- Common and/or private pipes exposed and/or enclosed in cladding are located at/adjacent to flat roof and/or external wall of some houses and/or blocks. For details, please refer to the latest approved building plans.
- There are ceiling bulkheads and/or sunken slabs and/or trenches of the above houses and/or blocks for the Mechanical and Electrical services.
- Please refer to pages 21 to 24 of this sales brochure for legend of the terms and abbreviations and guidance notes in studying the floor plans of this section.
- Floor to Floor height refers to the height between the top surface of the structure slab of a floor and the top surface of the structure slab of its immediate upper floor.

* Inclusive of the sunken depth of the sunken slab on the floor of this floor 450mm.

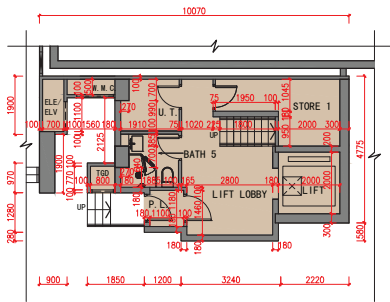
Inclusive of the trench depth of the trench slab on the floor of this floor 500mm.

備註：

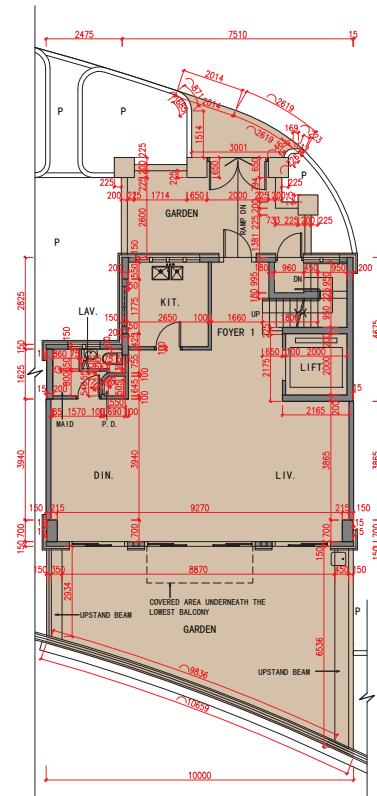
- 平面圖所列之數字為以毫米標示之建築結構尺寸。
 - 部份洋房及/或多單位建築物的外牆設有建築裝飾及/或外露喉管。詳細資料請參考最新批准之建築圖則。
 - 部份洋房及/或多單位建築物的指定露天地方或冷氣機平台或平台或天台設有冷氣機。詳細資料請參考最新批准之建築圖則。
 - 部份洋房及/或多單位建築物的平台及/或外牆設有外露及/或外牆裝飾板內藏之公用及/或私人喉管。詳細資料請參考最新批准的建築圖則。
 - 部份洋房及/或多單位建築物有天花假陣及/或有跌級樓板及/或坑道以內藏機電設備。
 - 請參閱本售樓說明書第21至24頁之圖例及指引以協助解讀此部分的平面圖及其顯示之名稱及簡稱。
 - 層與層之間的高度指該樓層之石屎地台上一層石屎地台之高度距離。
- * 包括本層地台跌級樓板之跌級深度450毫米。
包括本層地台坑道樓板之坑道深度500毫米。

11. FLOOR PLANS OF RESIDENTIAL PROPERTIES IN THE DEVELOPMENT
 發展項目的住宅物業的樓面平面圖

House 11
 11 號洋房



LG/F
 地下低層

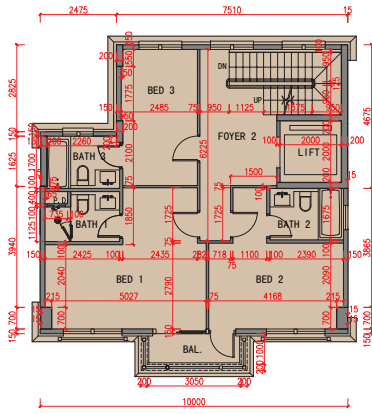


G/F
 地下

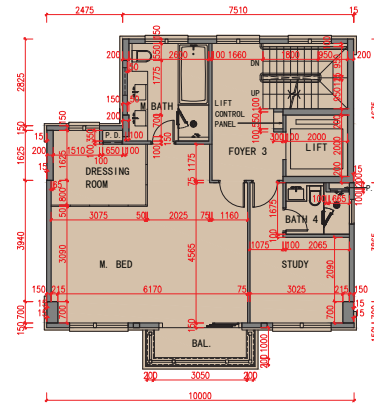
Scale 比例 : 0 5 (M米)

11. FLOOR PLANS OF RESIDENTIAL PROPERTIES IN THE DEVELOPMENT
 發展項目的住宅物業的樓面平面圖

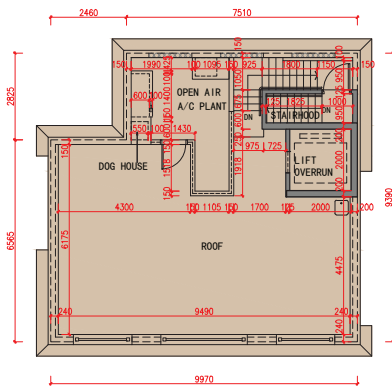
House 11
 11 號洋房



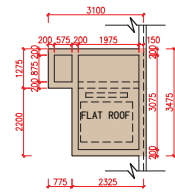
1/F
 1樓



2/F
 2樓



Roof
 天台



Top Roof
 上層天台

Scale 比例 : 0 5 (M米)

11. FLOOR PLANS OF RESIDENTIAL PROPERTIES IN THE DEVELOPMENT 發展項目的住宅物業的樓面平面圖

HOUSE 11 11 號洋房	Floor 樓層	Floor to floor height of each residential property (mm) 每個住宅物業的層與層之間的高度(毫米)	The thickness of the floor slabs (excluding plaster) of each residential property (mm) 每個住宅物業的樓板(不包括灰泥)的厚度(毫米)
	LG/F 地下低層	3500, 4000*	200
	G/F 地下	4200	150, 175
	1/F 1 樓	3300	150, 175
	2/F 2 樓	3325	150, 175
	Roof 天台	3200, 4775	150
	Top Roof 上層天台	Not Applicable 不適用	Not Applicable 不適用

The internal areas of the residential properties on the upper floors will generally be slightly larger than those on the lower floors because of the reducing thickness of the structural walls on the upper floors. (Not applicable)

因住宅物業的較高樓層的結構牆的厚度遞減，較高樓層的內部面積，一般比較低樓層的內部面積稍大(不適用)。

Notes:

- The dimensions in the floor plan are all structural dimensions in millimeter.
- There may be architectural features and/or exposed pipes on external walls of some houses and/or blocks. For details, please refer to the latest approved building plans.
- There may be air-conditioners on designated open air area or air-conditioner platform or flat roof or roof of some houses and/or blocks. For details, please refer to the latest approved building plans.
- Common and/or private pipes exposure and/or enclosed in cladding are located at/adjacent to flat roof and/or external wall of some houses and/or blocks. For details, please refer to the latest approved building plans.
- There are ceiling bulkheads and/or sunken slabs and/or trenches of the above houses and/or blocks for the Mechanical and Electrical services.
- Please refer to pages 21 to 24 of this sales brochure for legend of the terms and abbreviations and guidance notes in studying the floor plans of this section.
- Floor to Floor height refers to the height between the top surface of the structure slab of a floor and the top surface of the structure slab of its immediate upper floor.

* Inclusive of the trench depth of the trench slab on the floor of this floor 500mm.

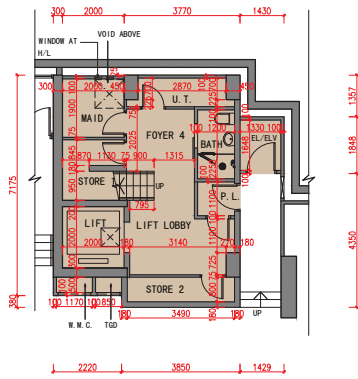
備註：

- 平面圖所列之數字為以毫米標示之建築結構尺寸。
- 部份洋房及/或多單位建築物的外牆設有建築裝飾及/或外露喉管。詳細資料請參考最新批准之建築圖則。
- 部份洋房及/或多單位建築物的指定露天地方或冷氣機平台或平台或天台設有冷氣機。詳細資料請參考最新批准之建築圖則。
- 部份洋房及/或多單位建築物的平台及/或外牆設有外露及/或外牆裝飾板內藏之公用及/或私人喉管。詳細資料請參考最新批准的建築圖則。
- 部份洋房及/或多單位建築物有天花假陣及/或有跌級樓板及/或坑道以內藏機電設備。
- 請參閱本售樓說明書第21至24頁之圖例及指引以協助解讀此部分的平面圖及其顯示之名稱及簡稱。
- 層與層之間的高度指該樓層之石屎地台上一層石屎地台之高度距離。

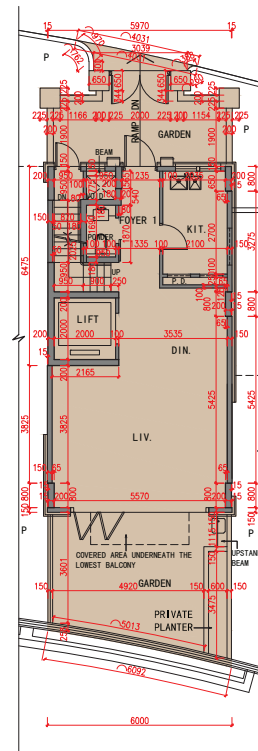
* 包括本層地台坑道樓板之坑道深度500毫米。

11. FLOOR PLANS OF RESIDENTIAL PROPERTIES IN THE DEVELOPMENT
發展項目的住宅物業的樓面平面圖

House 12
12 號洋房



LG/F
地下低層

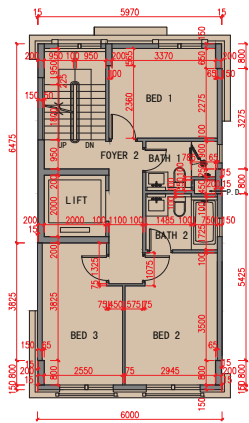


G/F
地下

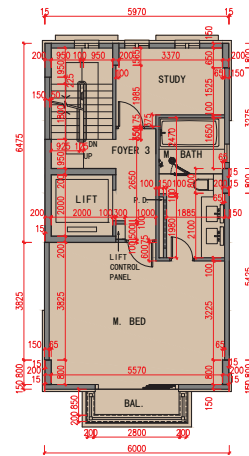
Scale 比例 : 0 5 (M米)

11. FLOOR PLANS OF RESIDENTIAL PROPERTIES IN THE DEVELOPMENT
發展項目的住宅物業的樓面平面圖

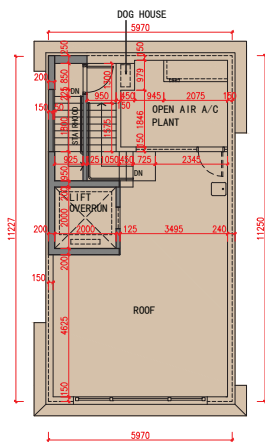
House 12
12 號洋房



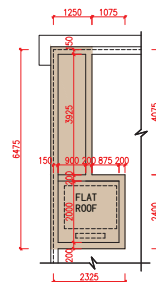
1/F
1 樓



2/F
2 樓



Roof
天台



Top Roof
上層天台

Scale 比例 : (M米)

11. FLOOR PLANS OF RESIDENTIAL PROPERTIES IN THE DEVELOPMENT 發展項目的住宅物業的樓面平面圖

	Floor 樓層	Floor to floor height of each residential property (mm) 每個住宅物業的層與層之間的高度(毫米)	The thickness of the floor slabs (excluding plaster) of each residential property (mm) 每個住宅物業的樓板(不包括灰泥)的厚度(毫米)
	HOUSE 12 12號洋房	LG/F 地下低層	3080, 3500, 4000*
G/F 地下		4200	150, 200
1/F 1樓		3300	150, 200
2/F 2樓		3325	150, 200
Roof 天台		3070, 4775	150
Top Roof 上層天台		Not Applicable 不適用	Not Applicable 不適用

The internal areas of the residential properties on the upper floors will generally be slightly larger than those on the lower floors because of the reducing thickness of the structural walls on the upper floors. (Not applicable)

因住宅物業的較高樓層的結構牆的厚度遞減，較高樓層的內部面積，一般比較低樓層的內部面積稍大(不適用)。

Notes:

- The dimensions in the floor plan are all structural dimensions in millimeter.
- There may be architectural features and/or exposed pipes on external walls of some houses and/or blocks. For details, please refer to the latest approved building plans.
- There may be air-conditioners on designated open air area or air-conditioner platform or flat roof or roof of some houses and/or blocks. For details, please refer to the latest approved building plans.
- Common and/or private pipes exposure and/or enclosed in cladding are located at/adjacent to flat roof and/or external wall of some houses and/or blocks. For details, please refer to the latest approved building plans.
- There are ceiling bulkheads and/or sunken slabs and/or trenches of the above houses and/or blocks for the Mechanical and Electrical services.
- Please refer to pages 21 to 24 of this sales brochure for legend of the terms and abbreviations and guidance notes in studying the floor plans of this section.
- Floor to Floor height refers to the height between the top surface of the structure slab of a floor and the top surface of the structure slab of its immediate upper floor.

* Inclusive of the trench depth of the trench slab on the floor of this floor 500mm.

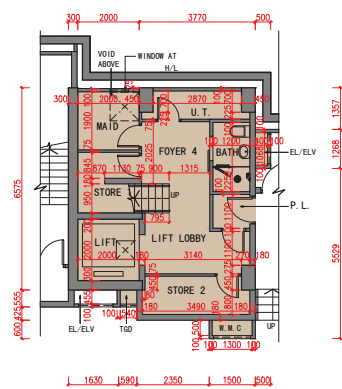
備註：

- 平面圖所列之數字為以毫米標示之建築結構尺寸。
- 部份洋房及/或多單位建築物的外牆設有建築裝飾及/或外露喉管。詳細資料請參考最新批准之建築圖則。
- 部份洋房及/或多單位建築物的指定露天地方或冷氣機平台或平台或天台設有冷氣機。詳細資料請參考最新批准之建築圖則。
- 部份洋房及/或多單位建築物的平台及/或外牆設有外露及/或外牆裝飾板內藏之公用及/或私人喉管。詳細資料請參考最新批准的建築圖則。
- 部份洋房及/或多單位建築物有天花假陣及/或有跌級樓板及/或坑道以內藏機電設備。
- 請參閱本售樓說明書第21至24頁之圖例及指引以協助解讀此部分的平面圖及其顯示之名稱及簡稱。
- 層與層之間的高度指該樓層之石屎地台上一層石屎地台之高度距離。

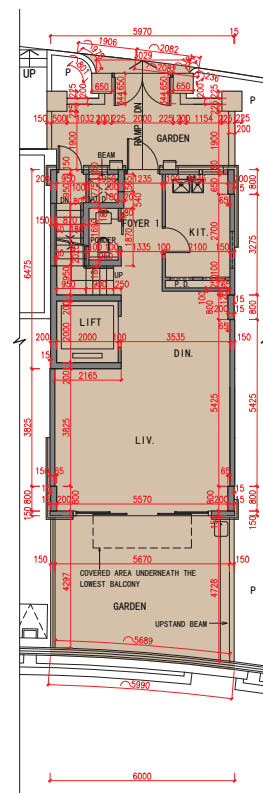
* 包括本層地台坑道樓板之坑道深度500毫米。

11. FLOOR PLANS OF RESIDENTIAL PROPERTIES IN THE DEVELOPMENT
發展項目的住宅物業的樓面平面圖

House 15
15號洋房



LG/F
地下低層

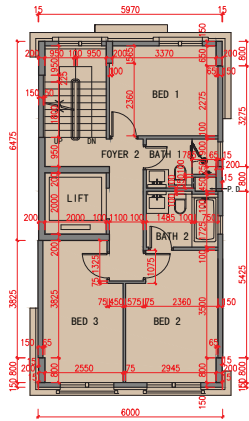


G/F
地下

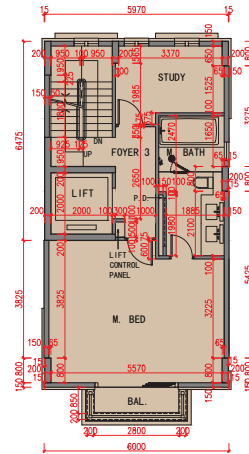
Scale 比例 : 0 5 (M米)

11. FLOOR PLANS OF RESIDENTIAL PROPERTIES IN THE DEVELOPMENT
 發展項目的住宅物業的樓面平面圖

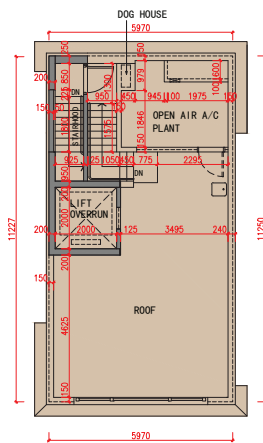
House 15
 15 號洋房



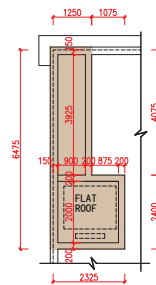
1/F
 1 樓



2/F
 2 樓



Roof
 天台



Top Roof
 上層天台

11. FLOOR PLANS OF RESIDENTIAL PROPERTIES IN THE DEVELOPMENT 發展項目的住宅物業的樓面平面圖

	Floor 樓層	Floor to floor height of each residential property (mm) 每個住宅物業的層與層之間的高度(毫米)	The thickness of the floor slabs (excluding plaster) of each residential property (mm) 每個住宅物業的樓板(不包括灰泥)的厚度(毫米)
	HOUSE 15 15號洋房	LG/F 地下低層	3500, 4000*
G/F 地下		4200	150, 200
1/F 1樓		3300	150, 200
2/F 2樓		3325	150, 200
Roof 天台		3070, 4775	150
Top Roof 上層天台		Not Applicable 不適用	Not Applicable 不適用

The internal areas of the residential properties on the upper floors will generally be slightly larger than those on the lower floors because of the reducing thickness of the structural walls on the upper floors. (Not applicable)

因住宅物業的較高樓層的結構牆的厚度遞減，較高樓層的內部面積，一般比較低樓層的內部面積稍大(不適用)。

Notes:

- The dimensions in the floor plan are all structural dimensions in millimeter.
- There may be architectural features and/or exposed pipes on external walls of some houses and/or blocks. For details, please refer to the latest approved building plans.
- There may be air-conditioners on designated open air area or air-conditioner platform or flat roof or roof of some houses and/or blocks. For details, please refer to the latest approved building plans.
- Common and/or private pipes exposure and/or enclosed in cladding are located at/adjacent to flat roof and/or external wall of some houses and/or blocks. For details, please refer to the latest approved building plans.
- There are ceiling bulkheads and/or sunken slabs and/or trenches of the above houses and/or blocks for the Mechanical and Electrical services.
- Please refer to pages 21 to 24 of this sales brochure for legend of the terms and abbreviations and guidance notes in studying the floor plans of this section.
- Floor to Floor height refers to the height between the top surface of the structure slab of a floor and the top surface of the structure slab of its immediate upper floor.

* Inclusive of the trench depth of the trench slab on the floor of this floor 500mm.

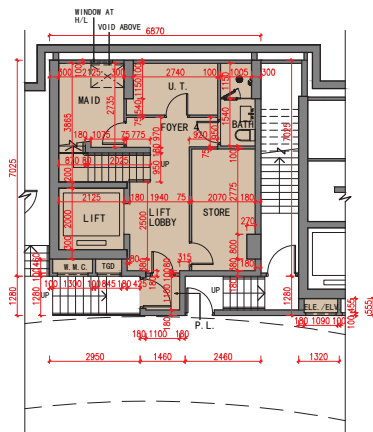
備註：

- 平面圖所列之數字為以毫米標示之建築結構尺寸。
- 部份洋房及/或多單位建築物的外牆設有建築裝飾及/或外露喉管。詳細資料請參考最新批准之建築圖則。
- 部份洋房及/或多單位建築物的指定露天地方或冷氣機平台或平台或天台設有冷氣機。詳細資料請參考最新批准之建築圖則。
- 部份洋房及/或多單位建築物的平台及/或外牆設有外露及/或外牆裝飾板內藏之公用及/或私人喉管。詳細資料請參考最新批准的建築圖則。
- 部份洋房及/或多單位建築物有天花假陣及/或有跌級樓板及/或坑道以內藏機電設備。
- 請參閱本售樓說明書第21至24頁之圖例及指引以協助解讀此部分的平面圖及其顯示之名稱及簡稱。
- 層與層之間的高度指該樓層之石屎地台上一層石屎地台之高度距離。

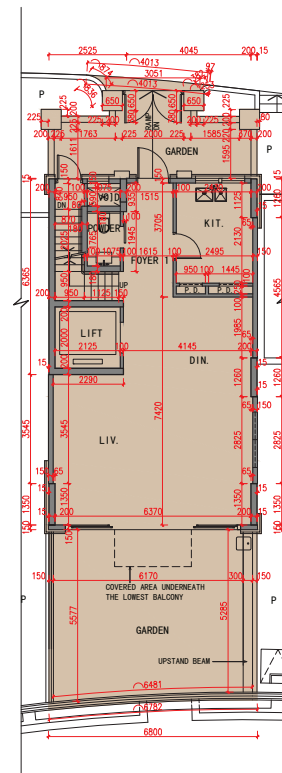
* 包括本層地台坑道樓板之坑道深度500毫米。

11. FLOOR PLANS OF RESIDENTIAL PROPERTIES IN THE DEVELOPMENT
 發展項目的住宅物業的樓面平面圖

House 16
 16 號洋房



LG/F
 地下低層



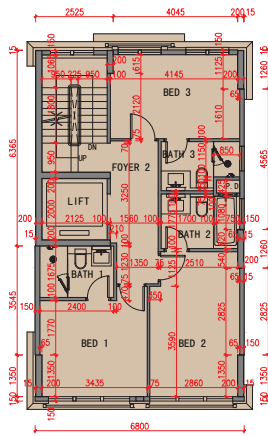
G/F
 地下

Scale 比例 : (M米)

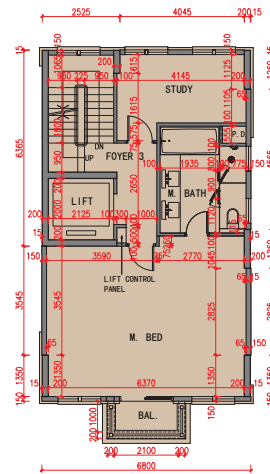
11. FLOOR PLANS OF RESIDENTIAL PROPERTIES IN THE DEVELOPMENT

發展項目的住宅物業的樓面平面圖

House 16 16號洋房



1/F
1樓

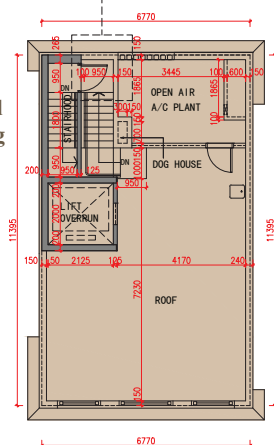


2/F
2樓

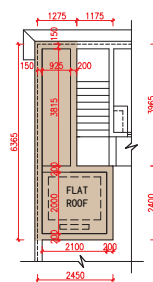
Roof As-is Part Plan 天台現狀部分平面圖



As Per Approved General Building Plan 根據批准 建築圖則



Roof
天台



Top Roof
上層天台

Scale 比例: 0 5 (M米)

Notes:

- Certain parts of the house have been altered by way of minor works, designated exempted works, or exempted works under the Buildings Ordinance after completion of the Development, the latest condition of which is shown on the relevant latest layout plan. The alteration works are as follows:
 - Thickness of the wall is increased.
- Please refer to same page of this sales brochure in studying items of minor works, designated exempted works or exempted works under the Buildings Ordinance made in this unit as indicated with blue wavy line ().

備註:

- 洋房某些部份因在發展項目落成後進行小型工程、指定豁免工程或獲《建築物條例》豁免的工程而有所改動，現狀請參閱有關現狀間隔平面圖。該等改動如下：
 - 牆壁厚度被增加。
- 請參閱本售樓說明書本頁以協助閱讀本單位以藍色曲線 () 顯示之有關已完成的小型工程、指定豁免工程或獲《建築物條例》豁免的工程。

11. FLOOR PLANS OF RESIDENTIAL PROPERTIES IN THE DEVELOPMENT 發展項目的住宅物業的樓面平面圖

	Floor 樓層	Floor to floor height of each residential property (mm) 每個住宅物業的層與層之間的高度(毫米)	The thickness of the floor slabs (excluding plaster) of each residential property (mm) 每個住宅物業的樓板(不包括灰泥)的厚度(毫米)
HOUSE 16 16號洋房	LG/F 地下低層	3500, 4000*	200
	G/F 地下	4200	175
	1/F 1樓	3300	175
	2/F 2樓	3325	175
	Roof 天台	2905, 4775	150
	Top Roof 上層天台	Not Applicable 不適用	Not Applicable 不適用

The internal areas of the residential properties on the upper floors will generally be slightly larger than those on the lower floors because of the reducing thickness of the structural walls on the upper floors. (Not applicable)

因住宅物業的較高樓層的結構牆的厚度遞減，較高樓層的內部面積，一般比較低樓層的內部面積稍大(不適用)。

Notes:

- The dimensions in the floor plan are all structural dimensions in millimeter.
- There may be architectural features and/or exposed pipes on external walls of some houses and/or blocks. For details, please refer to the latest approved building plans.
- There may be air-conditioners on designated open air area or air-conditioner platform or flat roof or roof of some houses and/or blocks. For details, please refer to the latest approved building plans.
- Common and/or private pipes exposure and/or enclosed in cladding are located at/adjacent to flat roof and/or external wall of some houses and/or blocks. For details, please refer to the latest approved building plans.
- There are ceiling bulkheads and/or sunken slabs and/or trenches of the above houses and/or blocks for the Mechanical and Electrical services.
- Please refer to pages 21 to 24 of this sales brochure for legend of the terms and abbreviations and guidance notes in studying the floor plans of this section.
- Floor to Floor height refers to the height between the top surface of the structure slab of a floor and the top surface of the structure slab of its immediate upper floor.

* Inclusive of the trench depth of the trench slab on the floor of this floor 500mm.

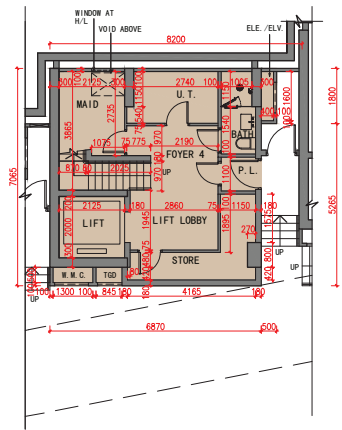
備註：

- 平面圖所列之數字為以毫米標示之建築結構尺寸。
- 部份洋房及/或多單位建築物的外牆設有建築裝飾及/或外露喉管。詳細資料請參考最新批准之建築圖則。
- 部份洋房及/或多單位建築物的指定露天地方或冷氣機平台或平台或天台設有冷氣機。詳細資料請參考最新批准之建築圖則。
- 部份洋房及/或多單位建築物的平台及/或外牆設有外露及/或外牆裝飾板內藏之公用及/或私人喉管。詳細資料請參考最新批准的建築圖則。
- 部份洋房及/或多單位建築物有天花假陣及/或有跌級樓板及/或坑道以內藏機電設備。
- 請參閱本售樓說明書第21至24頁之圖例及指引以協助解讀此部分的平面圖及其顯示之名稱及簡稱。
- 層與層之間的高度指該樓層之石屎地台上一層石屎地台之高度距離。

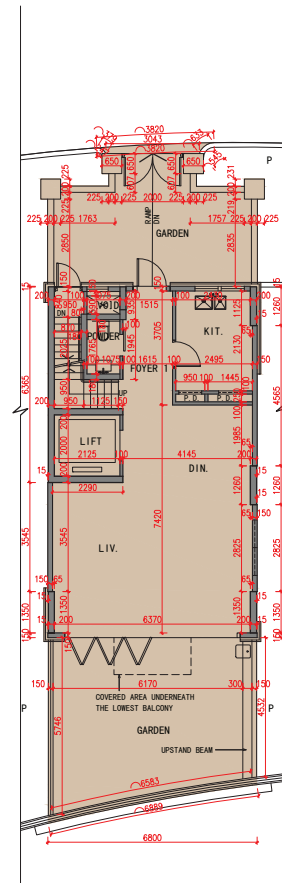
* 包括本層地台坑道樓板之坑道深度500毫米。

11. FLOOR PLANS OF RESIDENTIAL PROPERTIES IN THE DEVELOPMENT
 發展項目的住宅物業的樓面平面圖

House 17
 17 號洋房



LG/F
 地下低層



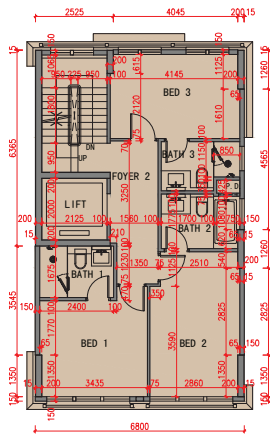
G/F
 地下

Scale 比例 : 0 5 (M米)

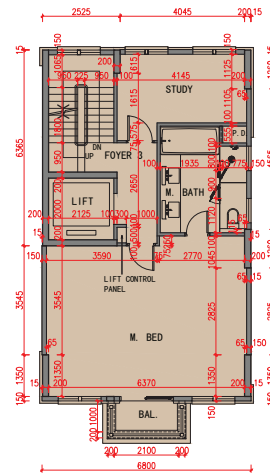
11. FLOOR PLANS OF RESIDENTIAL PROPERTIES IN THE DEVELOPMENT

發展項目的住宅物業的樓面平面圖

House 17
17 號洋房

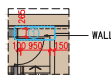


1/F
1樓

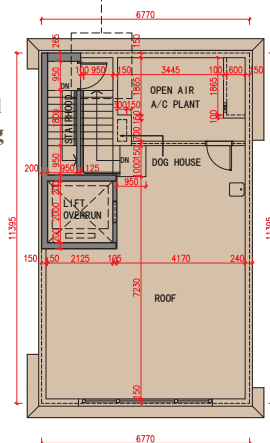


2/F
2樓

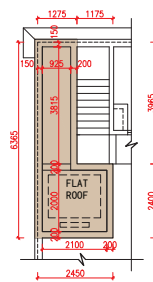
Roof As-is Part Plan
天台現狀部分平面圖



As Per Approved
General Building
Plan
根據批准
建築圖則



Roof
天台



Top Roof
上層天台

Scale 比例: 0 5 (M米)

Notes:

- Certain parts of the house have been altered by way of minor works, designated exempted works, or exempted works under the Buildings Ordinance after completion of the Development, the latest condition of which is shown on the relevant latest layout plan. The alteration works are as follows:
 - Thickness of the wall is increased.
- Please refer to same page of this sales brochure in studying items of minor works, designated exempted works or exempted works under the Buildings Ordinance made in this unit as indicated with blue wavy line ().

備註:

- 洋房某些部份因在發展項目落成後進行小型工程、指定豁免工程或獲《建築物條例》豁免的工程而有所改動，現狀請參閱有關現狀間隔平面圖。該等改動如下：
 - 牆壁厚度被增加。
- 請參閱本售樓說明書本頁以協助閱讀本單位以藍色曲線 () 顯示之有關已完成的小型工程、指定豁免工程或獲《建築物條例》豁免的工程。

11. FLOOR PLANS OF RESIDENTIAL PROPERTIES IN THE DEVELOPMENT 發展項目的住宅物業的樓面平面圖

	Floor 樓層	Floor to floor height of each residential property (mm) 每個住宅物業的層與層之間的高度(毫米)	The thickness of the floor slabs (excluding plaster) of each residential property (mm) 每個住宅物業的樓板(不包括灰泥)的厚度(毫米)
HOUSE 17 17號洋房	LG/F 地下低層	3500, 4000*	200
	G/F 地下	4200	175
	1/F 1樓	3300	175
	2/F 2樓	3325	175
	Roof 天台	2905, 4775	150
	Top Roof 上層天台	Not Applicable 不適用	Not Applicable 不適用

The internal areas of the residential properties on the upper floors will generally be slightly larger than those on the lower floors because of the reducing thickness of the structural walls on the upper floors. (Not applicable)

因住宅物業的較高樓層的結構牆的厚度遞減，較高樓層的內部面積，一般比較低樓層的內部面積稍大(不適用)。

Notes:

- The dimensions in the floor plan are all structural dimensions in millimeter.
- There may be architectural features and/or exposed pipes on external walls of some houses and/or blocks. For details, please refer to the latest approved building plans.
- There may be air-conditioners on designated open air area or air-conditioner platform or flat roof or roof of some houses and/or blocks. For details, please refer to the latest approved building plans.
- Common and/or private pipes exposure and/or enclosed in cladding are located at/adjacent to flat roof and/or external wall of some houses and/or blocks. For details, please refer to the latest approved building plans.
- There are ceiling bulkheads and/or sunken slabs and/or trenches of the above houses and/or blocks for the Mechanical and Electrical services.
- Please refer to pages 21 to 24 of this sales brochure for legend of the terms and abbreviations and guidance notes in studying the floor plans of this section.
- Floor to Floor height refers to the height between the top surface of the structure slab of a floor and the top surface of the structure slab of its immediate upper floor.

* Inclusive of the trench depth of the trench slab on the floor of this floor 500mm.

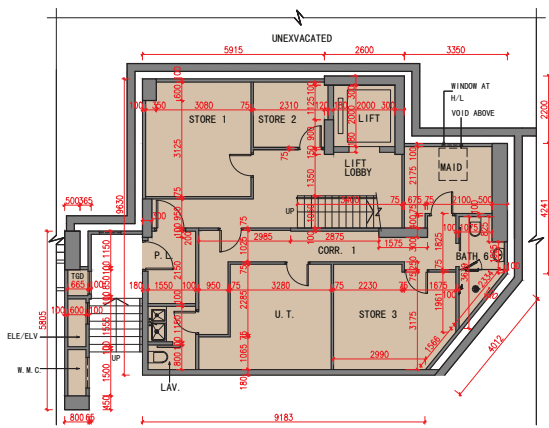
備註：

- 平面圖所列之數字為以毫米標示之建築結構尺寸。
- 部份洋房及/或多單位建築物的外牆設有建築裝飾及/或外露喉管。詳細資料請參考最新批准之建築圖則。
- 部份洋房及/或多單位建築物的指定露天地方或冷氣機平台或平台或天台設有冷氣機。詳細資料請參考最新批准之建築圖則。
- 部份洋房及/或多單位建築物的平台及/或外牆設有外露及/或外牆裝飾板內藏之公用及/或私人喉管。詳細資料請參考最新批准的建築圖則。
- 部份洋房及/或多單位建築物有天花假陣及/或有跌級樓板及/或坑道以內藏機電設備。
- 請參閱本售樓說明書第21至24頁之圖例及指引以協助解讀此部分的平面圖及其顯示之名稱及簡稱。
- 層與層之間的高度指該樓層之石屎地台上一層石屎地台之高度距離。

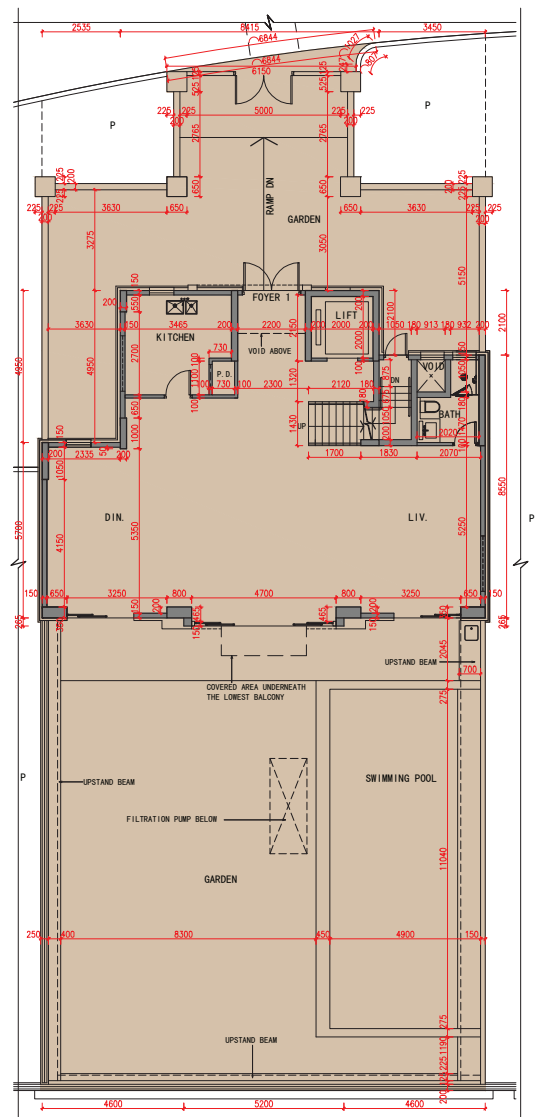
* 包括本層地台坑道樓板之坑道深度500毫米。

11. FLOOR PLANS OF RESIDENTIAL PROPERTIES IN THE DEVELOPMENT
 發展項目的住宅物業的樓面平面圖

House 18
 18 號洋房



LG/F
 地下低層



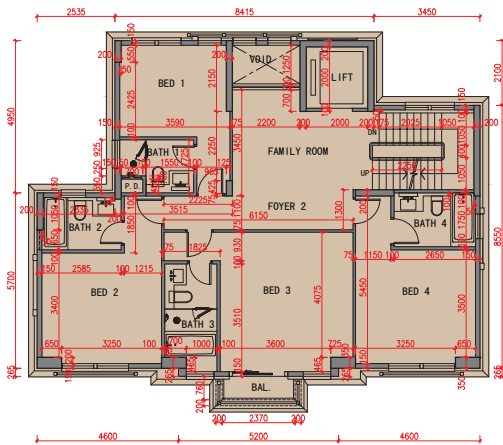
G/F
 地下

Scale 比例 : 0 5 (M米)

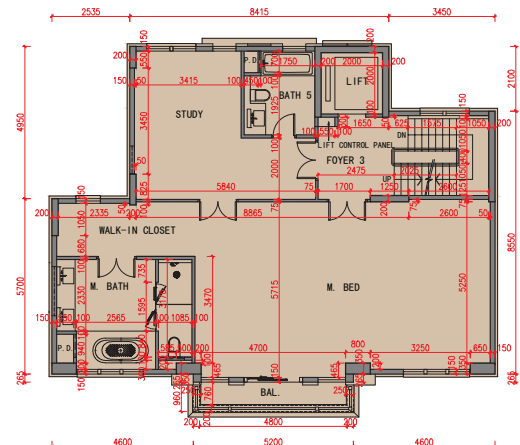
11. FLOOR PLANS OF RESIDENTIAL PROPERTIES IN THE DEVELOPMENT

發展項目的住宅物業的樓面平面圖

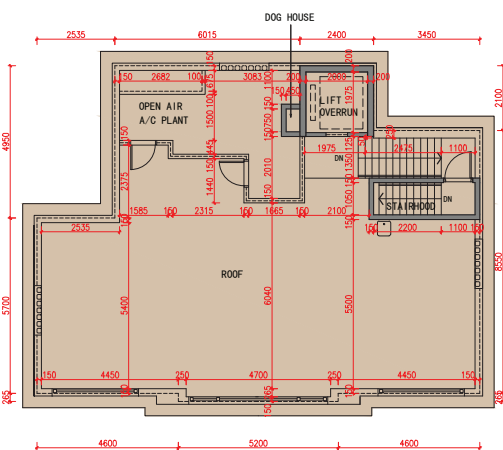
House 18
18號洋房



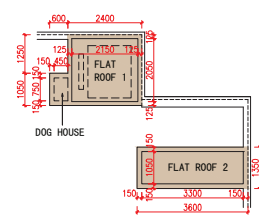
1/F
1樓



2/F
2樓



Roof
天台



Top Roof
上層天台

Scale 比例 : 0 5 (M米)

11. FLOOR PLANS OF RESIDENTIAL PROPERTIES IN THE DEVELOPMENT 發展項目的住宅物業的樓面平面圖

	Floor 樓層	Floor to floor height of each residential property (mm) 每個住宅物業的層與層之間的高度(毫米)	The thickness of the floor slabs (excluding plaster) of each residential property (mm) 每個住宅物業的樓板(不包括灰泥)的厚度(毫米)
	HOUSE 18 18號洋房	LG/F 地下低層	3500, 4000#
G/F 地下		4500, 7350	150, 200, 350
1/F 1樓		3300	150, 200
2/F 2樓		3500, 3950*	150, 200
Roof 天台		3230, 4950	150
Top Roof 上層天台		Not Applicable 不適用	Not Applicable 不適用

The internal areas of the residential properties on the upper floors will generally be slightly larger than those on the lower floors because of the reducing thickness of the structural walls on the upper floors. (Not applicable)

因住宅物業的較高樓層的結構牆的厚度遞減，較高樓層的內部面積，一般比較低樓層的內部面積稍大(不適用)。

Notes:

- The dimensions in the floor plan are all structural dimensions in millimeter.
- There may be architectural features and/or exposed pipes on external walls of some houses and/or blocks. For details, please refer to the latest approved building plans.
- There may be air-conditioners on designated open air area or air-conditioner platform or flat roof or roof of some houses and/or blocks. For details, please refer to the latest approved building plans.
- Common and/or private pipes exposed and/or enclosed in cladding are located at/adjacent to flat roof and/or external wall of some houses and/or blocks. For details, please refer to the latest approved building plans.
- There are ceiling bulkheads and/or sunken slabs and/or trenches of the above houses and/or blocks for the Mechanical and Electrical services.
- Please refer to pages 21 to 24 of this sales brochure for legend of the terms and abbreviations and guidance notes in studying the floor plans of this section.
- Floor to Floor height refers to the height between the top surface of the structure slab of a floor and the top surface of the structure slab of its immediate upper floor.

* Inclusive of the sunken depth of the sunken slab on the floor of this floor 450mm.

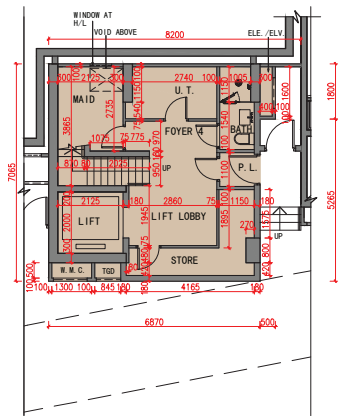
Inclusive of the trench depth of the trench slab on the floor of this floor 500mm.

備註：

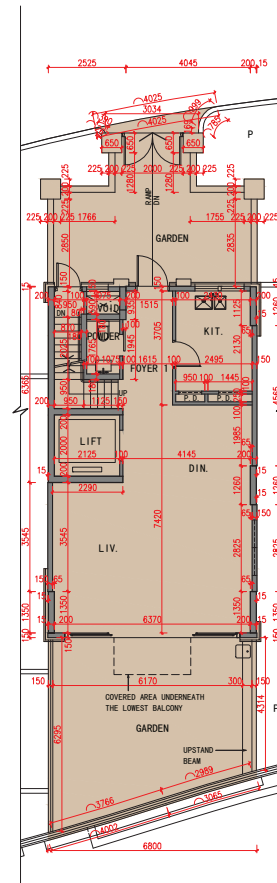
- 平面圖所列之數字為以毫米標示之建築結構尺寸。
- 部份洋房及/或多單位建築物的外牆設有建築裝飾及/或外露喉管。詳細資料請參考最新批准之建築圖則。
- 部份洋房及/或多單位建築物的指定露天地方或冷氣機平台或平台或天台設有冷氣機。詳細資料請參考最新批准之建築圖則。
- 部份洋房及/或多單位建築物的平台及/或外牆設有外露及/或外牆裝飾板內藏之公用及/或私人喉管。詳細資料請參考最新批准的建築圖則。
- 部份洋房及/或多單位建築物有天花假陣及/或有跌級樓板及/或坑道以內藏機電設備。
- 請參閱本售樓說明書第21至24頁之圖例及指引以協助解讀此部分的平面圖及其顯示之名稱及簡稱。
- 層與層之間的高度指該樓層之石屎地台上一層石屎地台之高度距離。
- * 包括本層地台跌級樓板之跌級深度450毫米。
- # 包括本層地台坑道樓板之坑道深度500毫米。

11. FLOOR PLANS OF RESIDENTIAL PROPERTIES IN THE DEVELOPMENT
 發展項目的住宅物業的樓面平面圖

House 19
 19 號洋房



LG/F
 地下低層



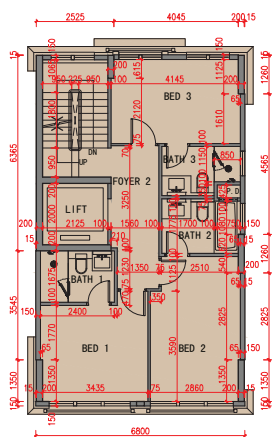
G/F
 地下

Scale 比例 : 0 5 (M米)

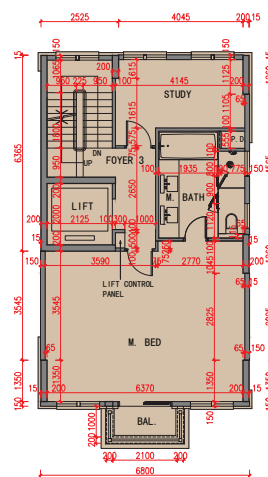
11. FLOOR PLANS OF RESIDENTIAL PROPERTIES IN THE DEVELOPMENT

發展項目的住宅物業的樓面平面圖

House 19
19 號洋房

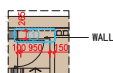


1/F
1樓

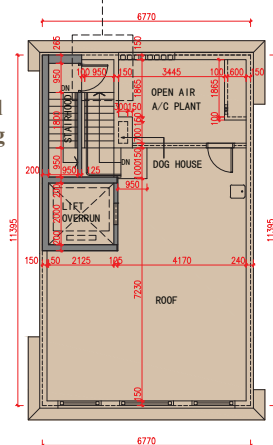


2/F
2樓

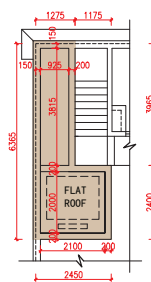
Roof As-is Part Plan
天台現狀部分平面圖



As Per Approved
General Building
Plan
根據批准
建築圖則



Roof
天台



Top Roof
上層天台

Scale 比例: 0 5 (M米)

Notes:

- Certain parts of the house have been altered by way of minor works, designated exempted works, or exempted works under the Buildings Ordinance after completion of the Development, the latest condition of which is shown on the relevant latest layout plan. The alteration works are as follows:
 - Thickness of the wall is increased.
- Please refer to same page of this sales brochure in studying items of minor works, designated exempted works or exempted works under the Buildings Ordinance made in this unit as indicated with blue wavy line ().

備註:

- 洋房某些部份因在發展項目落成後進行小型工程、指定豁免工程或獲《建築物條例》豁免的工程而有所改動，現狀請參閱有關現狀間隔平面圖。該等改動如下：
 - 牆壁厚度被增加。
- 請參閱本售樓說明書本頁以協助閱讀本單位以藍色曲線 () 顯示之有關已完成的小型工程、指定豁免工程或獲《建築物條例》豁免的工程。

11. FLOOR PLANS OF RESIDENTIAL PROPERTIES IN THE DEVELOPMENT 發展項目的住宅物業的樓面平面圖

	Floor 樓層	Floor to floor height of each residential property (mm) 每個住宅物業的層與層之間的高度(毫米)	The thickness of the floor slabs (excluding plaster) of each residential property (mm) 每個住宅物業的樓板(不包括灰泥)的厚度(毫米)
HOUSE 19 19號洋房	LG/F 地下低層	3500, 4000*	200
	G/F 地下	4200	175
	1/F 1樓	3300	175
	2/F 2樓	3325	175
	Roof 天台	2905, 4775	150
	Top Roof 上層天台	Not Applicable 不適用	Not Applicable 不適用

The internal areas of the residential properties on the upper floors will generally be slightly larger than those on the lower floors because of the reducing thickness of the structural walls on the upper floors. (Not applicable)

因住宅物業的較高樓層的結構牆的厚度遞減，較高樓層的內部面積，一般比較低樓層的內部面積稍大(不適用)。

Notes:

- The dimensions in the floor plan are all structural dimensions in millimeter.
- There may be architectural features and/or exposed pipes on external walls of some houses and/or blocks. For details, please refer to the latest approved building plans.
- There may be air-conditioners on designated open air area or air-conditioner platform or flat roof or roof of some houses and/or blocks. For details, please refer to the latest approved building plans.
- Common and/or private pipes exposal and/or enclosed in cladding are located at/adjacent to flat roof and/or external wall of some houses and/or blocks. For details, please refer to the latest approved building plans.
- There are ceiling bulkheads and/or sunken slabs and/or trenches of the above houses and/or blocks for the Mechanical and Electrical services.
- Please refer to pages 21 to 24 of this sales brochure for legend of the terms and abbreviations and guidance notes in studying the floor plans of this section.
- Floor to Floor height refers to the height between the top surface of the structure slab of a floor and the top surface of the structure slab of its immediate upper floor.

* Inclusive of the trench depth of the trench slab on the floor of this floor 500mm.

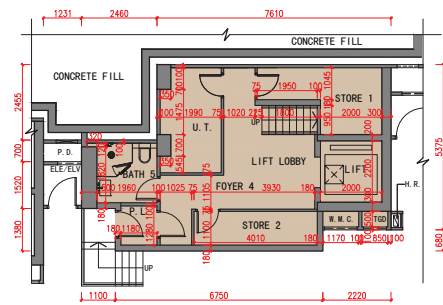
備註：

- 平面圖所列之數字為以毫米標示之建築結構尺寸。
- 部份洋房及/或多單位建築物的外牆設有建築裝飾及/或外露喉管。詳細資料請參考最新批准之建築圖則。
- 部份洋房及/或多單位建築物的指定露天地方或冷氣機平台或平台或天台設有冷氣機。詳細資料請參考最新批准之建築圖則。
- 部份洋房及/或多單位建築物的平台及/或外牆設有外露及/或外牆裝飾板內藏之公用及/或私人喉管。詳細資料請參考最新批准的建築圖則。
- 部份洋房及/或多單位建築物有天花假陣及/或有跌級樓板及/或坑道以內藏機電設備。
- 請參閱本售樓說明書第21至24頁之圖例及指引以協助解讀此部分的平面圖及其顯示之名稱及簡稱。
- 層與層之間的高度指該樓層之石屎地台上一層石屎地台之高度距離。

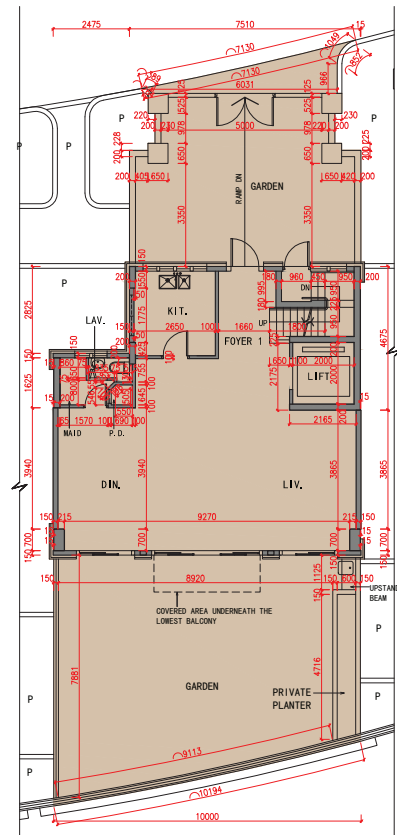
* 包括本層地台坑道樓板之坑道深度500毫米。

11. FLOOR PLANS OF RESIDENTIAL PROPERTIES IN THE DEVELOPMENT
 發展項目的住宅物業的樓面平面圖

House 20
 20 號洋房



LG/F
 地下低層

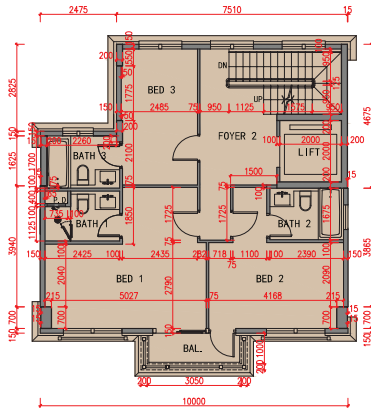


G/F
 地下

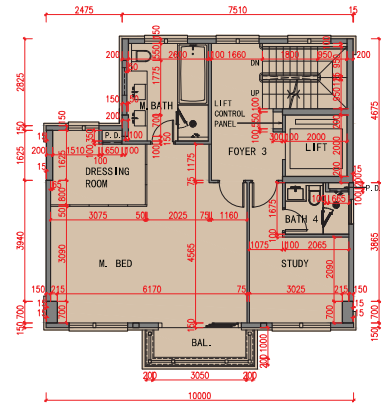
Scale 比例 : 0 5 (M米)

11. FLOOR PLANS OF RESIDENTIAL PROPERTIES IN THE DEVELOPMENT
發展項目的住宅物業的樓面平面圖

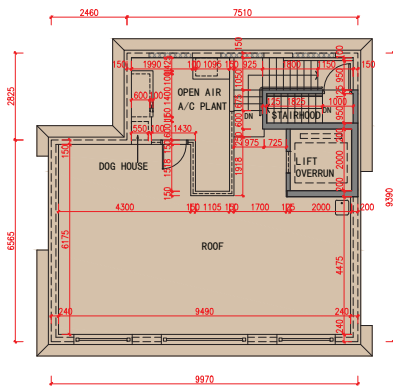
House 20
20 號洋房



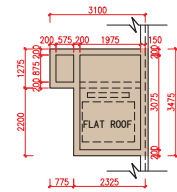
1/F
1樓



2/F
2樓



Roof
天台



Top Roof
上層天台

11. FLOOR PLANS OF RESIDENTIAL PROPERTIES IN THE DEVELOPMENT 發展項目的住宅物業的樓面平面圖

	Floor 樓層	Floor to floor height of each residential property (mm) 每個住宅物業的層與層之間的高度(毫米)	The thickness of the floor slabs (excluding plaster) of each residential property (mm) 每個住宅物業的樓板(不包括灰泥)的厚度(毫米)
HOUSE 20 20號洋房	LG/F 地下低層	3450, 3500, 4000*	200
	G/F 地下	4200	150, 175
	1/F 1樓	3300	150, 175
	2/F 2樓	3325	150, 175
	Roof 天台	3200, 4775	150
	Top Roof 上層天台	Not Applicable 不適用	Not Applicable 不適用

The internal areas of the residential properties on the upper floors will generally be slightly larger than those on the lower floors because of the reducing thickness of the structural walls on the upper floors. (Not applicable)

因住宅物業的較高樓層的結構牆的厚度遞減，較高樓層的內部面積，一般比較低樓層的內部面積稍大(不適用)。

Notes:

- The dimensions in the floor plan are all structural dimensions in millimeter.
- There may be architectural features and/or exposed pipes on external walls of some houses and/or blocks. For details, please refer to the latest approved building plans.
- There may be air-conditioners on designated open air area or air-conditioner platform or flat roof or roof of some houses and/or blocks. For details, please refer to the latest approved building plans.
- Common and/or private pipes exposure and/or enclosed in cladding are located at/adjacent to flat roof and/or external wall of some houses and/or blocks. For details, please refer to the latest approved building plans.
- There are ceiling bulkheads and/or sunken slabs and/or trenches of the above houses and/or blocks for the Mechanical and Electrical services.
- Please refer to pages 21 to 24 of this sales brochure for legend of the terms and abbreviations and guidance notes in studying the floor plans of this section.
- Floor to Floor height refers to the height between the top surface of the structure slab of a floor and the top surface of the structure slab of its immediate upper floor.

* Inclusive of the trench depth of the trench slab on the floor of this floor 500mm.

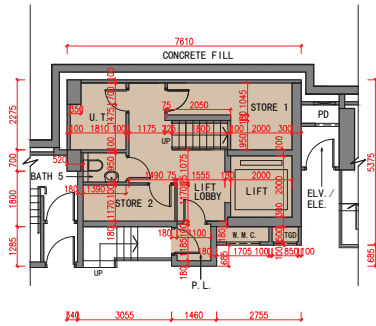
備註：

- 平面圖所列之數字為以毫米標示之建築結構尺寸。
- 部份洋房及/或多單位建築物的外牆設有建築裝飾及/或外露喉管。詳細資料請參考最新批准之建築圖則。
- 部份洋房及/或多單位建築物的指定露天地方或冷氣機平台或平台或天台設有冷氣機。詳細資料請參考最新批准之建築圖則。
- 部份洋房及/或多單位建築物的平台及/或外牆設有外露及/或外牆裝飾板內藏之公用及/或私人喉管。詳細資料請參考最新批准的建築圖則。
- 部份洋房及/或多單位建築物有天花假陣及/或有跌級樓板及/或坑道以內藏機電設備。
- 請參閱本售樓說明書第21至24頁之圖例及指引以協助解讀此部分的平面圖及其顯示之名稱及簡稱。
- 層與層之間的高度指該樓層之石屎地台上一層石屎地台之高度距離。

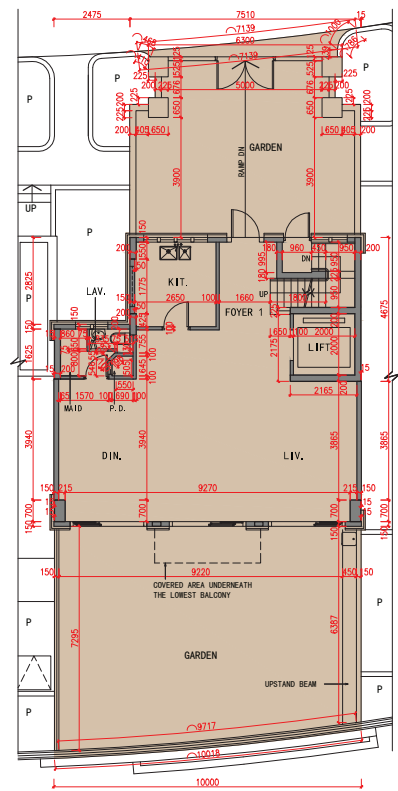
* 包括本層地台坑道樓板之坑道深度500毫米。

11. FLOOR PLANS OF RESIDENTIAL PROPERTIES IN THE DEVELOPMENT
 發展項目的住宅物業的樓面平面圖

House 21
 21 號洋房



LG/F
 地下低層

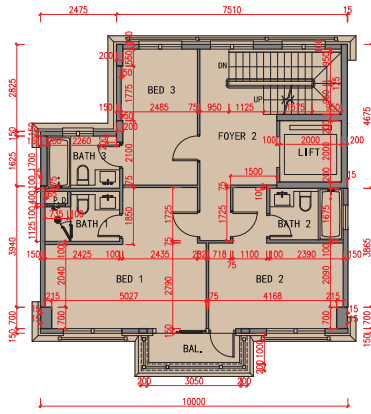


G/F
 地下

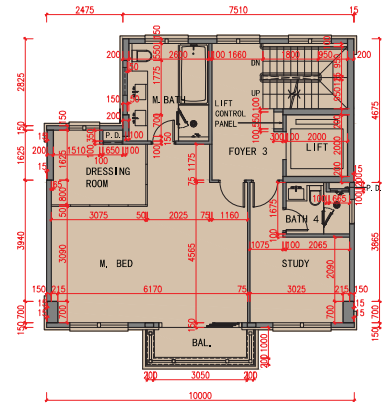
Scale 比例 : (M米)

11. FLOOR PLANS OF RESIDENTIAL PROPERTIES IN THE DEVELOPMENT
 發展項目的住宅物業的樓面平面圖

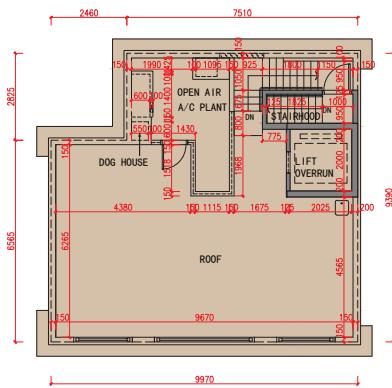
House 21
 21 號洋房



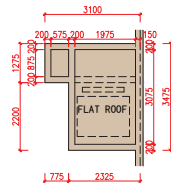
1/F
 1樓



2/F
 2樓



Roof
 天台



Top Roof
 上層天台

Scale 比例 : 0 5 (M米)

11. FLOOR PLANS OF RESIDENTIAL PROPERTIES IN THE DEVELOPMENT 發展項目的住宅物業的樓面平面圖

	Floor 樓層	Floor to floor height of each residential property (mm) 每個住宅物業的層與層之間的高度(毫米)	The thickness of the floor slabs (excluding plaster) of each residential property (mm) 每個住宅物業的樓板(不包括灰泥)的厚度(毫米)
	HOUSE 21 21號洋房	LG/F 地下低層	3340, 3500, 4000*
G/F 地下		4200	150, 175
1/F 1樓		3300	150, 175
2/F 2樓		3325	150, 175
Roof 天台		3200, 4775	150
Top Roof 上層天台		Not Applicable 不適用	Not Applicable 不適用

The internal areas of the residential properties on the upper floors will generally be slightly larger than those on the lower floors because of the reducing thickness of the structural walls on the upper floors. (Not applicable)

因住宅物業的較高樓層的結構牆的厚度遞減，較高樓層的內部面積，一般比較低樓層的內部面積稍大(不適用)。

Notes:

- The dimensions in the floor plan are all structural dimensions in millimeter.
- There may be architectural features and/or exposed pipes on external walls of some houses and/or blocks. For details, please refer to the latest approved building plans.
- There may be air-conditioners on designated open air area or air-conditioner platform or flat roof or roof of some houses and/or blocks. For details, please refer to the latest approved building plans.
- Common and/or private pipes exposure and/or enclosed in cladding are located at/adjacent to flat roof and/or external wall of some houses and/or blocks. For details, please refer to the latest approved building plans.
- There are ceiling bulkheads and/or sunken slabs and/or trenches of the above houses and/or blocks for the Mechanical and Electrical services.
- Please refer to pages 21 to 24 of this sales brochure for legend of the terms and abbreviations and guidance notes in studying the floor plans of this section.
- Floor to Floor height refers to the height between the top surface of the structure slab of a floor and the top surface of the structure slab of its immediate upper floor.

* Inclusive of the trench depth of the trench slab on the floor of this floor 500mm.

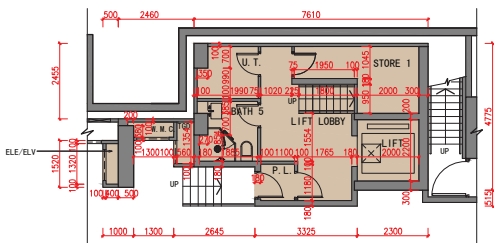
備註：

- 平面圖所列之數字為以毫米標示之建築結構尺寸。
- 部份洋房及/或多單位建築物的外牆設有建築裝飾及/或外露喉管。詳細資料請參考最新批准之建築圖則。
- 部份洋房及/或多單位建築物的指定露天地方或冷氣機平台或平台或天台設有冷氣機。詳細資料請參考最新批准之建築圖則。
- 部份洋房及/或多單位建築物的平台及/或外牆設有外露及/或外牆裝飾板內藏之公用及/或私人喉管。詳細資料請參考最新批准的建築圖則。
- 部份洋房及/或多單位建築物有天花假陣及/或有跌級樓板及/或坑道以內藏機電設備。
- 請參閱本售樓說明書第21至24頁之圖例及指引以協助解讀此部分的平面圖及其顯示之名稱及簡稱。
- 層與層之間的高度指該樓層之石屎地台上一層石屎地台之高度距離。

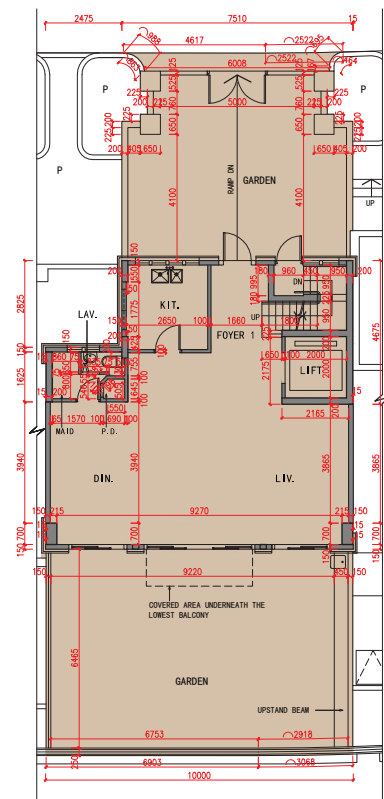
* 包括本層地台坑道樓板之坑道深度500毫米。

11. FLOOR PLANS OF RESIDENTIAL PROPERTIES IN THE DEVELOPMENT
 發展項目的住宅物業的樓面平面圖

House 22
 22 號洋房



LG/F
 地下低層

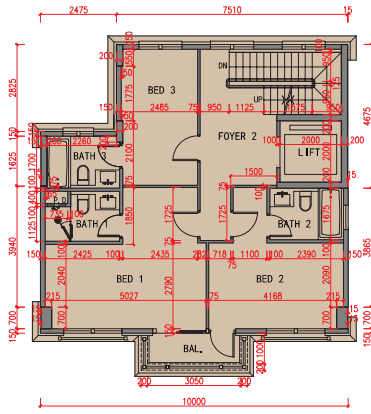


G/F
 地下

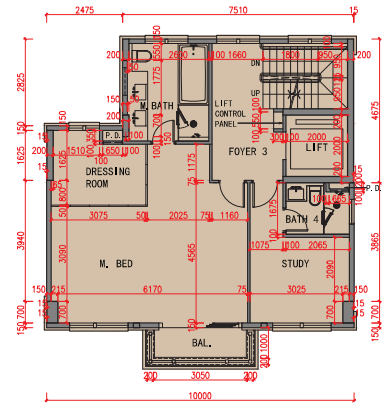
Scale 比例 : 0 5 (M米)

11. FLOOR PLANS OF RESIDENTIAL PROPERTIES IN THE DEVELOPMENT
發展項目的住宅物業的樓面平面圖

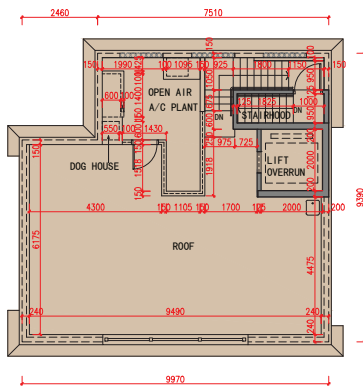
House 22
22 號洋房



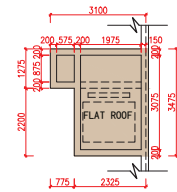
1/F
1樓



2/F
2樓



Roof
天台



Top Roof
上層天台

Scale 比例 : 0 5 (M米)

11. FLOOR PLANS OF RESIDENTIAL PROPERTIES IN THE DEVELOPMENT 發展項目的住宅物業的樓面平面圖

	Floor 樓層	Floor to floor height of each residential property (mm) 每個住宅物業的層與層之間的高度(毫米)	The thickness of the floor slabs (excluding plaster) of each residential property (mm) 每個住宅物業的樓板(不包括灰泥)的厚度(毫米)
	HOUSE 22 22號洋房	LG/F 地下低層	3500, 4000*
G/F 地下		4200	150, 175
1/F 1樓		3300	150, 175
2/F 2樓		3325	150, 175
Roof 天台		3200, 4775	150
Top Roof 上層天台		Not Applicable 不適用	Not Applicable 不適用

The internal areas of the residential properties on the upper floors will generally be slightly larger than those on the lower floors because of the reducing thickness of the structural walls on the upper floors. (Not applicable)

因住宅物業的較高樓層的結構牆的厚度遞減，較高樓層的內部面積，一般比較低樓層的內部面積稍大(不適用)。

Notes:

- The dimensions in the floor plan are all structural dimensions in millimeter.
- There may be architectural features and/or exposed pipes on external walls of some houses and/or blocks. For details, please refer to the latest approved building plans.
- There may be air-conditioners on designated open air area or air-conditioner platform or flat roof or roof of some houses and/or blocks. For details, please refer to the latest approved building plans.
- Common and/or private pipes exposure and/or enclosed in cladding are located at/adjacent to flat roof and/or external wall of some houses and/or blocks. For details, please refer to the latest approved building plans.
- There are ceiling bulkheads and/or sunken slabs and/or trenches of the above houses and/or blocks for the Mechanical and Electrical services.
- Please refer to pages 21 to 24 of this sales brochure for legend of the terms and abbreviations and guidance notes in studying the floor plans of this section.
- Floor to Floor height refers to the height between the top surface of the structure slab of a floor and the top surface of the structure slab of its immediate upper floor.

* Inclusive of the trench depth of the trench slab on the floor of this floor 500mm.

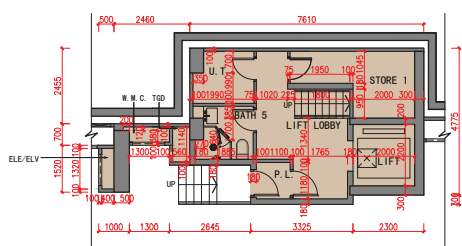
備註：

- 平面圖所列之數字為以毫米標示之建築結構尺寸。
- 部份洋房及/或多單位建築物的外牆設有建築裝飾及/或外露喉管。詳細資料請參考最新批准之建築圖則。
- 部份洋房及/或多單位建築物的指定露天地方或冷氣機平台或平台或天台設有冷氣機。詳細資料請參考最新批准之建築圖則。
- 部份洋房及/或多單位建築物的平台及/或外牆設有外露及/或外牆裝飾板內藏之公用及/或私人喉管。詳細資料請參考最新批准的建築圖則。
- 部份洋房及/或多單位建築物有天花假陣及/或有跌級樓板及/或坑道以內藏機電設備。
- 請參閱本售樓說明書第21至24頁之圖例及指引以協助解讀此部分的平面圖及其顯示之名稱及簡稱。
- 層與層之間的高度指該樓層之石屎地台上一層石屎地台之高度距離。

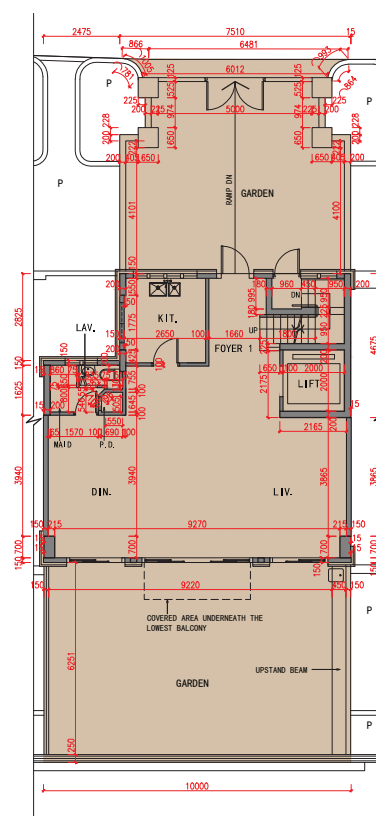
* 包括本層地台坑道樓板之坑道深度500毫米。

11. FLOOR PLANS OF RESIDENTIAL PROPERTIES IN THE DEVELOPMENT
 發展項目的住宅物業的樓面平面圖

House 23
 23 號洋房



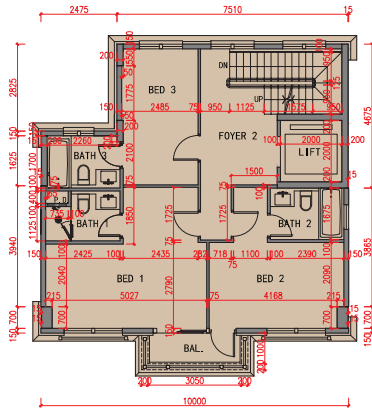
LG/F
 地下低層



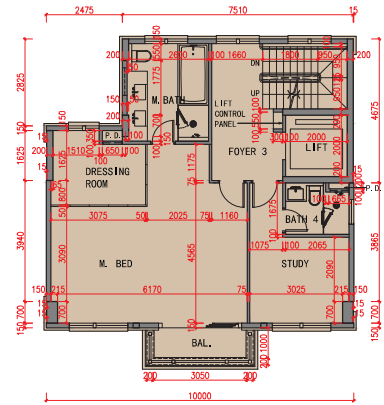
G/F
 地下

11. FLOOR PLANS OF RESIDENTIAL PROPERTIES IN THE DEVELOPMENT
 發展項目的住宅物業的樓面平面圖

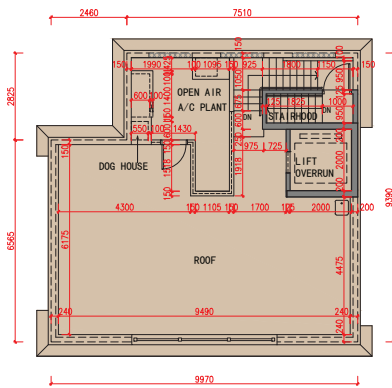
House 23
 23 號洋房



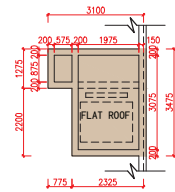
1/F
 1樓



2/F
 2樓



Roof
 天台



Top Roof
 上層天台

11. FLOOR PLANS OF RESIDENTIAL PROPERTIES IN THE DEVELOPMENT 發展項目的住宅物業的樓面平面圖

	Floor 樓層	Floor to floor height of each residential property (mm) 每個住宅物業的層與層之間的高度(毫米)	The thickness of the floor slabs (excluding plaster) of each residential property (mm) 每個住宅物業的樓板(不包括灰泥)的厚度(毫米)
	HOUSE 23 23號洋房	LG/F 地下低層	3500, 4000*
G/F 地下		4200	150, 175
1/F 1樓		3300	150, 175
2/F 2樓		3325	150, 175
Roof 天台		3200, 4775	150
Top Roof 上層天台		Not Applicable 不適用	Not Applicable 不適用

The internal areas of the residential properties on the upper floors will generally be slightly larger than those on the lower floors because of the reducing thickness of the structural walls on the upper floors. (Not applicable)

因住宅物業的較高樓層的結構牆的厚度遞減，較高樓層的內部面積，一般比較低樓層的內部面積稍大(不適用)。

Notes:

- The dimensions in the floor plan are all structural dimensions in millimeter.
- There may be architectural features and/or exposed pipes on external walls of some houses and/or blocks. For details, please refer to the latest approved building plans.
- There may be air-conditioners on designated open air area or air-conditioner platform or flat roof or roof of some houses and/or blocks. For details, please refer to the latest approved building plans.
- Common and/or private pipes exposure and/or enclosed in cladding are located at/adjacent to flat roof and/or external wall of some houses and/or blocks. For details, please refer to the latest approved building plans.
- There are ceiling bulkheads and/or sunken slabs and/or trenches of the above houses and/or blocks for the Mechanical and Electrical services.
- Please refer to pages 21 to 24 of this sales brochure for legend of the terms and abbreviations and guidance notes in studying the floor plans of this section.
- Floor to Floor height refers to the height between the top surface of the structure slab of a floor and the top surface of the structure slab of its immediate upper floor.

* Inclusive of the trench depth of the trench slab on the floor of this floor 500mm.

備註：

- 平面圖所列之數字為以毫米標示之建築結構尺寸。
- 部份洋房及/或多單位建築物的外牆設有建築裝飾及/或外露喉管。詳細資料請參考最新批准之建築圖則。
- 部份洋房及/或多單位建築物的指定露天地方或冷氣機平台或平台或天台設有冷氣機。詳細資料請參考最新批准之建築圖則。
- 部份洋房及/或多單位建築物的平台及/或外牆設有外露及/或外牆裝飾板內藏之公用及/或私人喉管。詳細資料請參考最新批准的建築圖則。
- 部份洋房及/或多單位建築物有天花假陣及/或有跌級樓板及/或坑道以內藏機電設備。
- 請參閱本售樓說明書第21至24頁之圖例及指引以協助解讀此部分的平面圖及其顯示之名稱及簡稱。
- 層與層之間的高度指該樓層之石屎地台上一層石屎地台之高度距離。

* 包括本層地台坑道樓板之坑道深度500毫米。

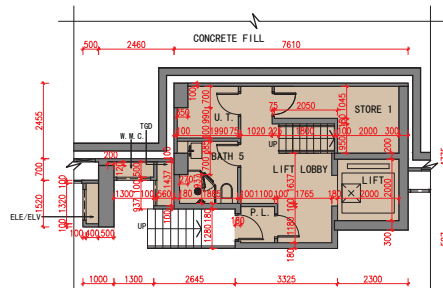
11. FLOOR PLANS OF RESIDENTIAL PROPERTIES IN THE DEVELOPMENT

發展項目的住宅物業的樓面平面圖

House 25
25 號洋房

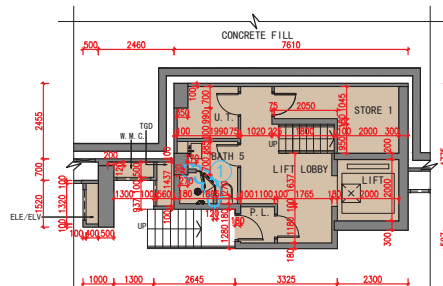


As Per Approved General Building Plan
根據批准建築圖則



LG/F
地下低層

Latest Layout Plan
現狀間隔平面圖



LG/F
地下低層

Scale 比例: (M米)

Notes:

- Certain parts of the house have been altered by way of minor works, designated exempted works, or exempted works under the Buildings Ordinance after completion of the Development, the latest condition of which is shown on the relevant latest layout plan. The alteration works are as follows:
 - New block walls have been added and glass partition has been modified.
- Please refer to same page of this sales brochure in studying items of minor works, designated exempted works or exempted works under the Buildings Ordinance made in this unit as indicated with blue wavy line ().

備註:

- 洋房某些部份因在發展項目落成後進行小型工程、指定豁免工程或獲《建築物條例》豁免的工程而有所改動，現狀請參閱有關現狀間隔平面圖。該等改動如下：
 - 加建新磚牆及玻璃間牆已被修改。
- 請參閱本售樓說明書本頁以協助閱讀本單位以藍色曲線 () 顯示之有關已完成的小型工程、指定豁免工程或獲《建築物條例》豁免的工程。

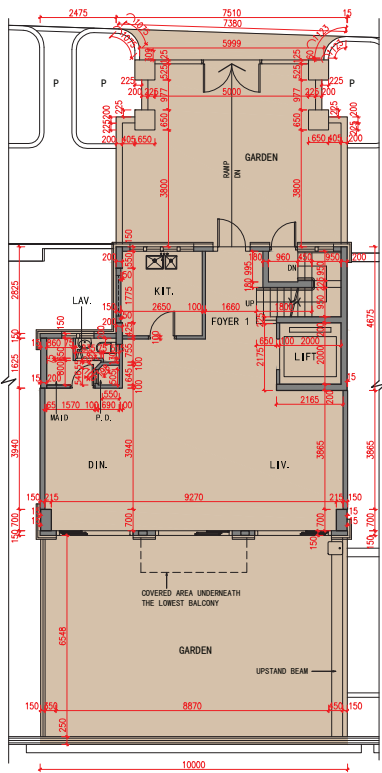
11. FLOOR PLANS OF RESIDENTIAL PROPERTIES IN THE DEVELOPMENT
發展項目的住宅物業的樓面平面圖

House 25
25 號洋房

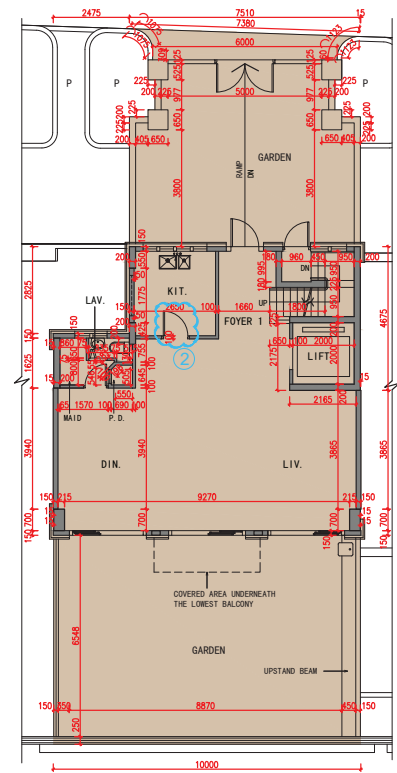


As Per Approved General Building Plan
根據批准建築圖則

Latest Layout Plan
現狀間隔平面圖



G/F
地下



G/F
地下

Scale 比例： 0 5 (M米)

Notes:

- Certain parts of the house have been altered by way of minor works, designated exempted works, or exempted works under the Buildings Ordinance after completion of the Development, the latest condition of which is shown on the relevant latest layout plan. The alteration works are as follows:
 - Swing door direction has been modified.
- Please refer to same page of this sales brochure in studying items of minor works, designated exempted works or exempted works under the Buildings Ordinance made in this unit as indicated with blue wavy line ().

備註：

- 洋房某些部份因在發展項目落成後進行小型工程、指定豁免工程或獲《建築物條例》豁免的工程而有所改動，現狀請參閱有關現狀間隔平面圖。該等改動如下：
 - 掩門的開門方向已被修改。
- 請參閱本售樓說明書本頁以協助閱讀本單位以藍色曲線()顯示之有關已完成的小型工程、指定豁免工程或獲《建築物條例》豁免的工程。

11. FLOOR PLANS OF RESIDENTIAL PROPERTIES IN THE DEVELOPMENT

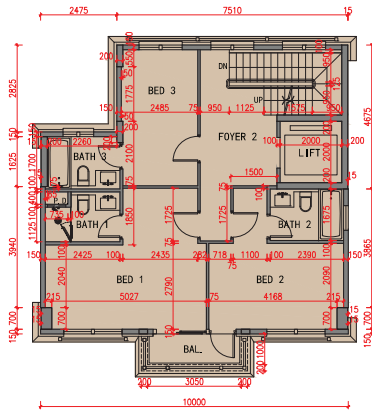
發展項目的住宅物業的樓面平面圖

House 25 25號洋房

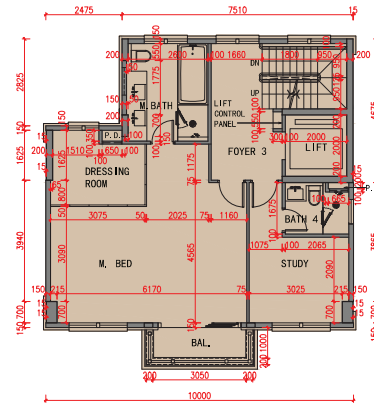


As Per Approved General Building Plan
根據批准建築圖則

As Per Approved General Building Plan
根據批准建築圖則



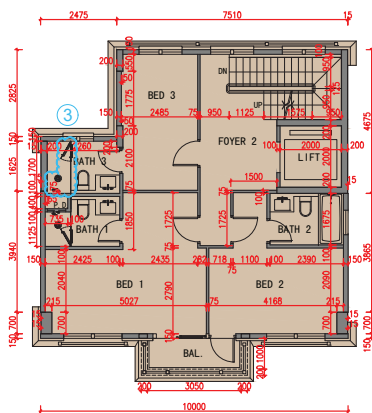
1/F
1樓



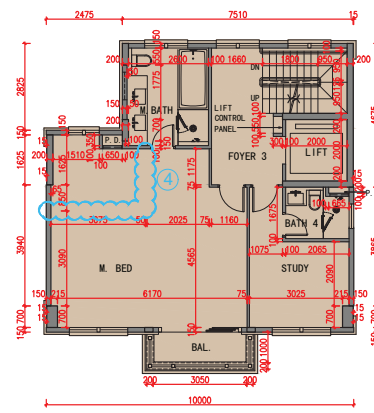
2/F
2樓

Latest Layout Plan
現狀間隔平面圖

Latest Layout Plan
現狀間隔平面圖



1/F
1樓



2/F
2樓

Scale 比例: 0 5 (M米)

Notes:

- Certain parts of the house have been altered by way of minor works, designated exempted works, or exempted works under the Buildings Ordinance after completion of the Development, the latest condition of which is shown on the relevant latest layout plan. The alteration works are as follows:
 - ③ Bath tub has been replaced by shower compartment.
 - ④ Partition walls have been omitted.
- Please refer to same page of this sales brochure in studying items of minor works, designated exempted works or exempted works under the Buildings Ordinance made in this unit as indicated with blue wavy line ().

備註:

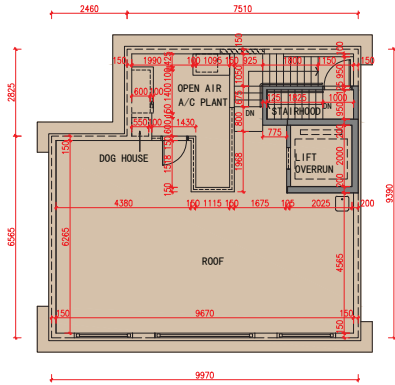
- 洋房某些部份因在發展項目落成後進行小型工程、指定豁免工程或獲《建築物條例》豁免的工程而有所改動，現狀請參閱有關現狀間隔平面圖。該等改動如下：
 - ③ 浴缸已被修改為淋浴間。
 - ④ 間牆已被省略。
- 請參閱本售樓說明書本頁以協助閱讀本單位以藍色曲線()顯示之有關已完成的小型工程、指定豁免工程或獲《建築物條例》豁免的工程。

11. FLOOR PLANS OF RESIDENTIAL PROPERTIES IN THE DEVELOPMENT
發展項目的住宅物業的樓面平面圖

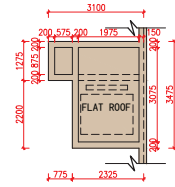
House 25
25 號洋房



As Per Approved General Building Plan
根據批准建築圖則

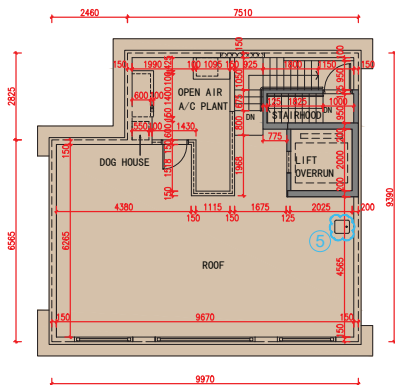


Roof
天台



Top Roof
上層天台

Latest Layout Plan
現狀間隔平面圖



Roof
天台

Scale 比例: 0 5 (M米)

Notes:

- Certain parts of the house have been altered by way of minor works, designated exempted works, or exempted works under the Buildings Ordinance after completion of the Development, the latest condition of which is shown on the relevant latest layout plan. The alteration works are as follows:
 - ⑤ Sink location has been modified.
- Please refer to same page of this sales brochure in studying items of minor works, designated exempted works or exempted works under the Buildings Ordinance made in this unit as indicated with blue wavy line (⑤).

備註:

- 洋房某些部份因在發展項目落成後進行小型工程、指定豁免工程或獲《建築物條例》豁免的工程而有所改動，現狀請參閱有關現狀間隔平面圖。該等改動如下：
 - ⑤ 洗滌盆的位置已被修改。
- 請參閱本售樓說明書本頁以協助閱讀本單位以藍色曲線 (⑤) 顯示之有關已完成的小型工程、指定豁免工程或獲《建築物條例》豁免的工程。

11. FLOOR PLANS OF RESIDENTIAL PROPERTIES IN THE DEVELOPMENT 發展項目的住宅物業的樓面平面圖

	Floor 樓層	Floor to floor height of each residential property (mm) 每個住宅物業的層與層之間的高度(毫米)	The thickness of the floor slabs (excluding plaster) of each residential property (mm) 每個住宅物業的樓板(不包括灰泥)的厚度(毫米)
HOUSE 25 25號洋房	LG/F 地下低層	3500, 4000*	200
	G/F 地下	4200	150, 175
	1/F 1樓	3300	150, 175
	2/F 2樓	3325	150, 175
	Roof 天台	3200, 4775	150
	Top Roof 上層天台	Not Applicable 不適用	Not Applicable 不適用

The internal areas of the residential properties on the upper floors will generally be slightly larger than those on the lower floors because of the reducing thickness of the structural walls on the upper floors. (Not applicable)

因住宅物業的較高樓層的結構牆的厚度遞減，較高樓層的內部面積，一般比較低樓層的內部面積稍大(不適用)。

Notes:

- The dimensions in the floor plan are all structural dimensions in millimeter.
- There may be architectural features and/or exposed pipes on external walls of some houses and/or blocks. For details, please refer to the latest approved building plans.
- There may be air-conditioners on designated open air area or air-conditioner platform or flat roof or roof of some houses and/or blocks. For details, please refer to the latest approved building plans.
- Common and/or private pipes exposure and/or enclosed in cladding are located at/adjacent to flat roof and/or external wall of some houses and/or blocks. For details, please refer to the latest approved building plans.
- There are ceiling bulkheads and/or sunken slabs and/or trenches of the above houses and/or blocks for the Mechanical and Electrical services.
- Please refer to pages 21 to 24 of this sales brochure for legend of the terms and abbreviations and guidance notes in studying the floor plans of this section.
- Floor to Floor height refers to the height between the top surface of the structure slab of a floor and the top surface of the structure slab of its immediate upper floor.

* Inclusive of the trench depth of the trench slab on the floor of this floor 500mm.

備註：

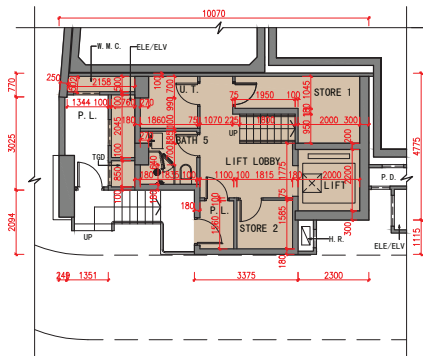
- 平面圖所列之數字為以毫米標示之建築結構尺寸。
- 部份洋房及/或多單位建築物的外牆設有建築裝飾及/或外露喉管。詳細資料請參考最新批准之建築圖則。
- 部份洋房及/或多單位建築物的指定露天地方或冷氣機平台或平台或天台設有冷氣機。詳細資料請參考最新批准之建築圖則。
- 部份洋房及/或多單位建築物的平台及/或外牆設有外露及/或外牆裝飾板內藏之公用及/或私人喉管。詳細資料請參考最新批准的建築圖則。
- 部份洋房及/或多單位建築物有天花假陣及/或有跌級樓板及/或坑道以內藏機電設備。
- 請參閱本售樓說明書第21至24頁之圖例及指引以協助解讀此部分的平面圖及其顯示之名稱及簡稱。
- 層與層之間的高度指該樓層之石屎地台上一層石屎地台之高度距離。

* 包括本層地台坑道樓板之坑道深度500毫米。

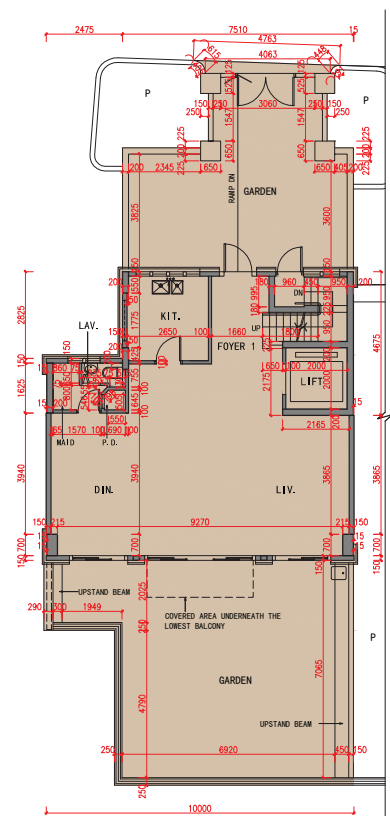
11. FLOOR PLANS OF RESIDENTIAL PROPERTIES IN THE DEVELOPMENT

發展項目的住宅物業的樓面平面圖

House 26
26號洋房



LG/F
地下低層

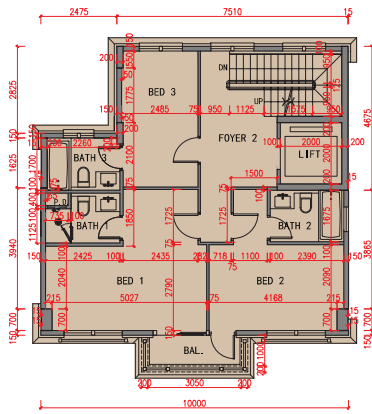


G/F
地下

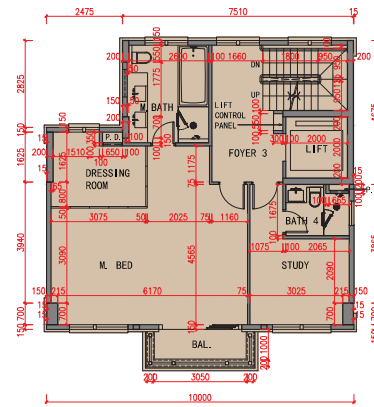
Scale 比例 : (M米)

11. FLOOR PLANS OF RESIDENTIAL PROPERTIES IN THE DEVELOPMENT
 發展項目的住宅物業的樓面平面圖

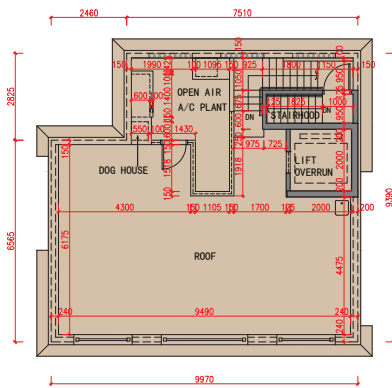
House 26
 26 號洋房



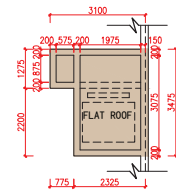
1/F
 1樓



2/F
 2樓



Roof
 天台



Top Roof
 上層天台

Scale 比例 : 0 5 (M米)

11. FLOOR PLANS OF RESIDENTIAL PROPERTIES IN THE DEVELOPMENT 發展項目的住宅物業的樓面平面圖

	Floor 樓層	Floor to floor height of each residential property (mm) 每個住宅物業的層與層之間的高度(毫米)	The thickness of the floor slabs (excluding plaster) of each residential property (mm) 每個住宅物業的樓板(不包括灰泥)的厚度(毫米)
HOUSE 26 26號洋房	LG/F 地下低層	3500, 4000*	200
	G/F 地下	4200	150, 175
	1/F 1樓	3300	150, 175
	2/F 2樓	3325	150, 175
	Roof 天台	3200, 4775	150
	Top Roof 上層天台	Not Applicable 不適用	Not Applicable 不適用

The internal areas of the residential properties on the upper floors will generally be slightly larger than those on the lower floors because of the reducing thickness of the structural walls on the upper floors. (Not applicable)

因住宅物業的較高樓層的結構牆的厚度遞減，較高樓層的內部面積，一般比較低樓層的內部面積稍大(不適用)。

Notes:

- The dimensions in the floor plan are all structural dimensions in millimeter.
- There may be architectural features and/or exposed pipes on external walls of some houses and/or blocks. For details, please refer to the latest approved building plans.
- There may be air-conditioners on designated open air area or air-conditioner platform or flat roof or roof of some houses and/or blocks. For details, please refer to the latest approved building plans.
- Common and/or private pipes exposure and/or enclosed in cladding are located at/adjacent to flat roof and/or external wall of some houses and/or blocks. For details, please refer to the latest approved building plans.
- There are ceiling bulkheads and/or sunken slabs and/or trenches of the above houses and/or blocks for the Mechanical and Electrical services.
- Please refer to pages 21 to 24 of this sales brochure for legend of the terms and abbreviations and guidance notes in studying the floor plans of this section.
- Floor to Floor height refers to the height between the top surface of the structure slab of a floor and the top surface of the structure slab of its immediate upper floor.

* Inclusive of the trench depth of the trench slab on the floor of this floor 500mm.

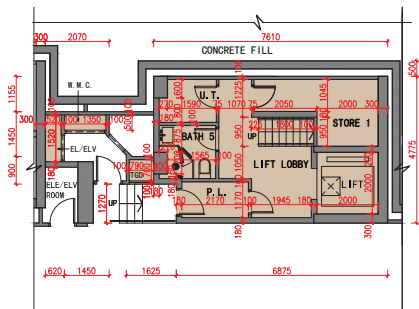
備註：

- 平面圖所列之數字為以毫米標示之建築結構尺寸。
- 部份洋房及/或多單位建築物的外牆設有建築裝飾及/或外露喉管。詳細資料請參考最新批准之建築圖則。
- 部份洋房及/或多單位建築物的指定露天地方或冷氣機平台或平台或天台設有冷氣機。詳細資料請參考最新批准之建築圖則。
- 部份洋房及/或多單位建築物的平台及/或外牆設有外露及/或外牆裝飾板內藏之公用及/或私人喉管。詳細資料請參考最新批准的建築圖則。
- 部份洋房及/或多單位建築物有天花假陣及/或有跌級樓板及/或坑道以內藏機電設備。
- 請參閱本售樓說明書第21至24頁之圖例及指引以協助解讀此部分的平面圖及其顯示之名稱及簡稱。
- 層與層之間的高度指該樓層之石屎地台上一層石屎地台之高度距離。

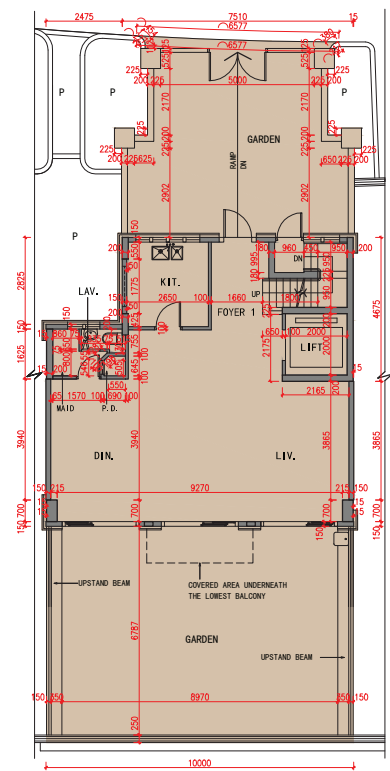
* 包括本層地台坑道樓板之坑道深度500毫米。

11. FLOOR PLANS OF RESIDENTIAL PROPERTIES IN THE DEVELOPMENT
發展項目的住宅物業的樓面平面圖

House 27
27 號洋房



LG/F
地下低層

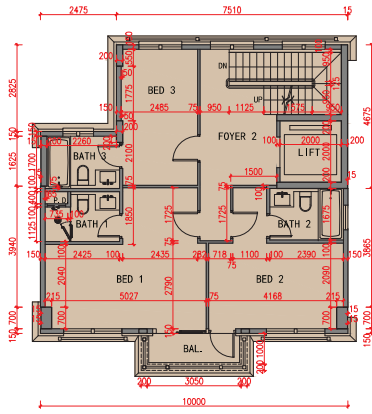


G/F
地下

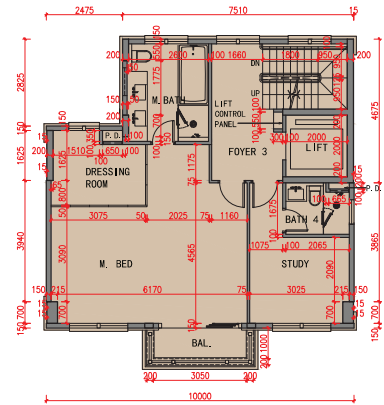
Scale 比例 : 0 5 (M米)

11. FLOOR PLANS OF RESIDENTIAL PROPERTIES IN THE DEVELOPMENT
 發展項目的住宅物業的樓面平面圖

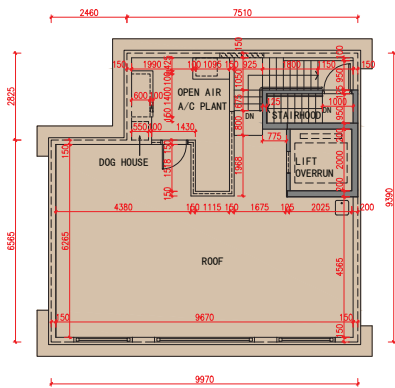
House 27
 27 號洋房



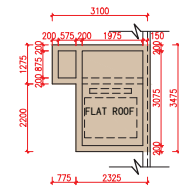
1/F
 1樓



2/F
 2樓



Roof
 天台



Top Roof
 上層天台

Scale 比例 : (M米)

11. FLOOR PLANS OF RESIDENTIAL PROPERTIES IN THE DEVELOPMENT 發展項目的住宅物業的樓面平面圖

	Floor 樓層	Floor to floor height of each residential property (mm) 每個住宅物業的層與層之間的高度(毫米)	The thickness of the floor slabs (excluding plaster) of each residential property (mm) 每個住宅物業的樓板(不包括灰泥)的厚度(毫米)
HOUSE 27 27號洋房	LG/F 地下低層	3500, 4000*	200
	G/F 地下	4200	150, 175
	1/F 1樓	3300	150, 175
	2/F 2樓	3325	150, 175
	Roof 天台	3200, 4775	150
	Top Roof 上層天台	Not Applicable 不適用	Not Applicable 不適用

The internal areas of the residential properties on the upper floors will generally be slightly larger than those on the lower floors because of the reducing thickness of the structural walls on the upper floors. (Not applicable)

因住宅物業的較高樓層的結構牆的厚度遞減，較高樓層的內部面積，一般比較低樓層的內部面積稍大(不適用)。

Notes:

- The dimensions in the floor plan are all structural dimensions in millimeter.
- There may be architectural features and/or exposed pipes on external walls of some houses and/or blocks. For details, please refer to the latest approved building plans.
- There may be air-conditioners on designated open air area or air-conditioner platform or flat roof or roof of some houses and/or blocks. For details, please refer to the latest approved building plans.
- Common and/or private pipes exposure and/or enclosed in cladding are located at/adjacent to flat roof and/or external wall of some houses and/or blocks. For details, please refer to the latest approved building plans.
- There are ceiling bulkheads and/or sunken slabs and/or trenches of the above houses and/or blocks for the Mechanical and Electrical services.
- Please refer to pages 21 to 24 of this sales brochure for legend of the terms and abbreviations and guidance notes in studying the floor plans of this section.
- Floor to Floor height refers to the height between the top surface of the structure slab of a floor and the top surface of the structure slab of its immediate upper floor.

* Inclusive of the trench depth of the trench slab on the floor of this floor 500mm.

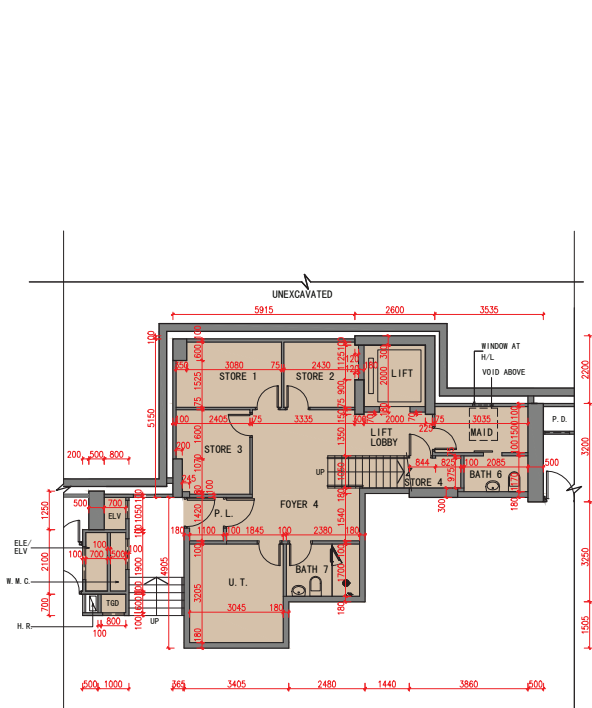
備註：

- 平面圖所列之數字為以毫米標示之建築結構尺寸。
- 部份洋房及/或多單位建築物的外牆設有建築裝飾及/或外露喉管。詳細資料請參考最新批准之建築圖則。
- 部份洋房及/或多單位建築物的指定露天地方或冷氣機平台或平台或天台設有冷氣機。詳細資料請參考最新批准之建築圖則。
- 部份洋房及/或多單位建築物的平台及/或外牆設有外露及/或外牆裝飾板內藏之公用及/或私人喉管。詳細資料請參考最新批准的建築圖則。
- 部份洋房及/或多單位建築物有天花假陣及/或有跌級樓板及/或坑道以內藏機電設備。
- 請參閱本售樓說明書第21至24頁之圖例及指引以協助解讀此部分的平面圖及其顯示之名稱及簡稱。
- 層與層之間的高度指該樓層之石屎地台上一層石屎地台之高度距離。

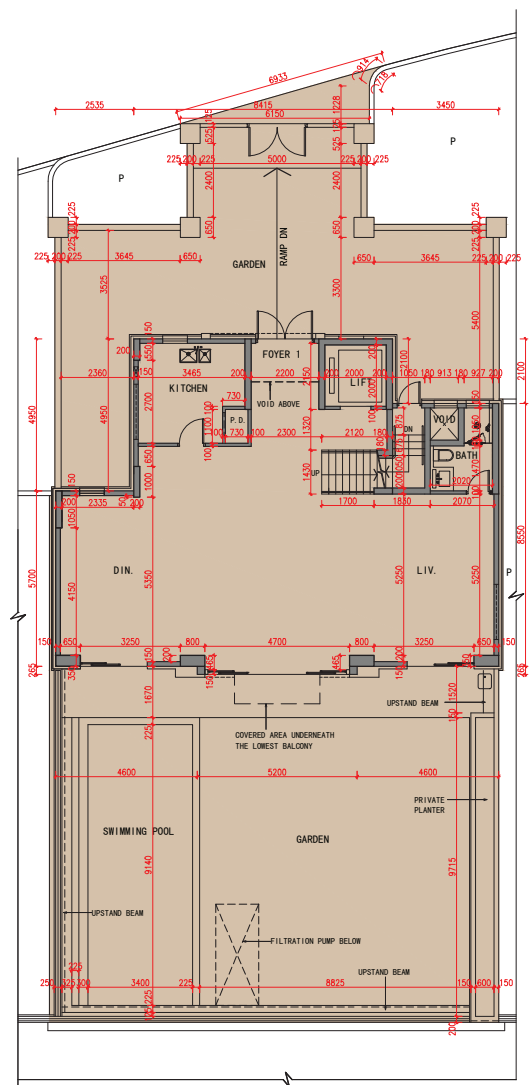
* 包括本層地台坑道樓板之坑道深度500毫米。

11. FLOOR PLANS OF RESIDENTIAL PROPERTIES IN THE DEVELOPMENT
 發展項目的住宅物業的樓面平面圖

House 28
 28號洋房



LG/F
 地下低層

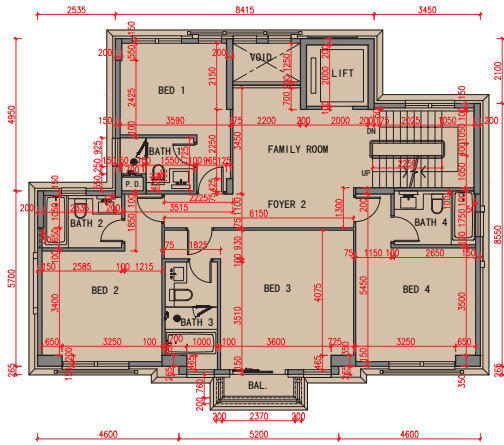


G/F
 地下

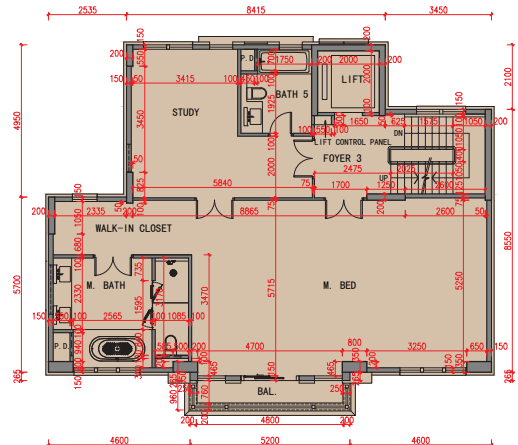
Scale 比例 : 0 5 (M米)

11. FLOOR PLANS OF RESIDENTIAL PROPERTIES IN THE DEVELOPMENT
 發展項目的住宅物業的樓面平面圖

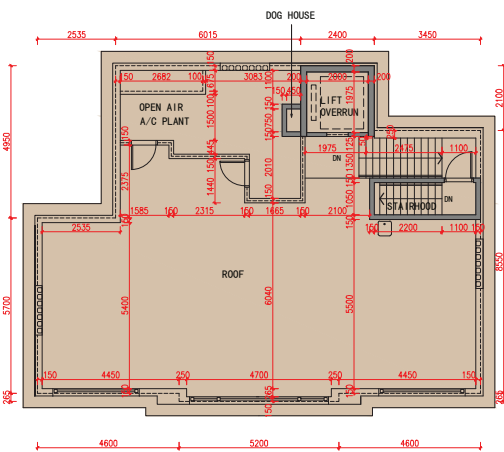
House 28
 28 號洋房



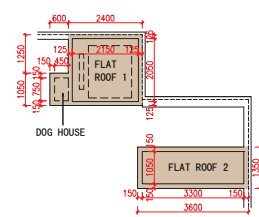
1/F
 1 樓



2/F
 2 樓



Roof
 天台



Top Roof
 上層天台

Scale 比例 : 0 5 (M米)

11. FLOOR PLANS OF RESIDENTIAL PROPERTIES IN THE DEVELOPMENT 發展項目的住宅物業的樓面平面圖

	Floor 樓層	Floor to floor height of each residential property (mm) 每個住宅物業的層與層之間的高度(毫米)	The thickness of the floor slabs (excluding plaster) of each residential property (mm) 每個住宅物業的樓板(不包括灰泥)的厚度(毫米)
HOUSE 28 28號洋房	LG/F 地下低層	3500, 4000 [#]	200, 250
	G/F 地下	4500, 7350	150, 200, 350
	1/F 1樓	3300	150, 200
	2/F 2樓	3500, 3950*	150, 200
	Roof 天台	3230, 4950	150
	Top Roof 上層天台	Not Applicable 不適用	Not Applicable 不適用

The internal areas of the residential properties on the upper floors will generally be slightly larger than those on the lower floors because of the reducing thickness of the structural walls on the upper floors. (Not applicable)

因住宅物業的較高樓層的結構牆的厚度遞減，較高樓層的內部面積，一般比較低樓層的內部面積稍大(不適用)。

Notes:

- The dimensions in the floor plan are all structural dimensions in millimeter.
- There may be architectural features and/or exposed pipes on external walls of some houses and/or blocks. For details, please refer to the latest approved building plans.
- There may be air-conditioners on designated open air area or air-conditioner platform or flat roof or roof of some houses and/or blocks. For details, please refer to the latest approved building plans.
- Common and/or private pipes exposed and/or enclosed in cladding are located at/adjacent to flat roof and/or external wall of some houses and/or blocks. For details, please refer to the latest approved building plans.
- There are ceiling bulkheads and/or sunken slabs and/or trenches of the above houses and/or blocks for the Mechanical and Electrical services.
- Please refer to pages 21 to 24 of this sales brochure for legend of the terms and abbreviations and guidance notes in studying the floor plans of this section.
- Floor to Floor height refers to the height between the top surface of the structure slab of a floor and the top surface of the structure slab of its immediate upper floor.

* Inclusive of the sunken depth of the sunken slab on the floor of this floor 450mm.

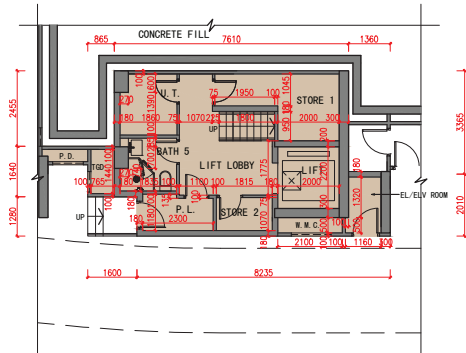
Inclusive of the trench depth of the trench slab on the floor of this floor 500mm.

備註：

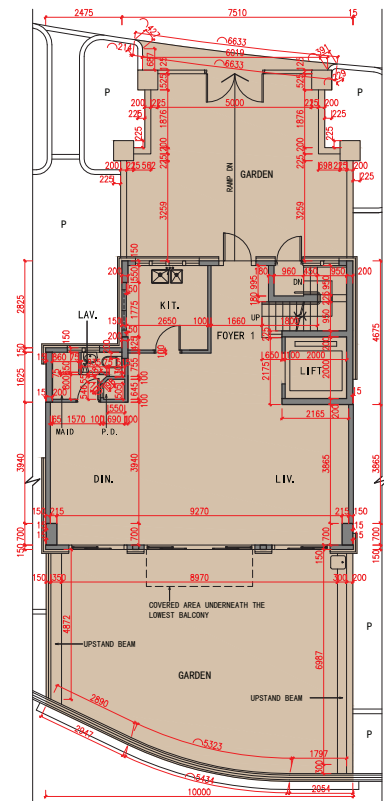
- 平面圖所列之數字為以毫米標示之建築結構尺寸。
 - 部份洋房及/或多單位建築物的外牆設有建築裝飾及/或外露喉管。詳細資料請參考最新批准之建築圖則。
 - 部份洋房及/或多單位建築物的指定露天地方或冷氣機平台或平台或天台設有冷氣機。詳細資料請參考最新批准之建築圖則。
 - 部份洋房及/或多單位建築物的平台及/或外牆設有外露及/或外牆裝飾板內藏之公用及/或私人喉管。詳細資料請參考最新批准的建築圖則。
 - 部份洋房及/或多單位建築物有天花假陣及/或有跌級樓板及/或坑道以內藏機電設備。
 - 請參閱本售樓說明書第21至24頁之圖例及指引以協助解讀此部分的平面圖及其顯示之名稱及簡稱。
 - 層與層之間的高度指該樓層之石屎地台上一層石屎地台之高度距離。
- * 包括本層地台跌級樓板之跌級深度450毫米。
包括本層地台坑道樓板之坑道深度500毫米。

11. FLOOR PLANS OF RESIDENTIAL PROPERTIES IN THE DEVELOPMENT
 發展項目的住宅物業的樓面平面圖

House 29
 29 號洋房



LG/F
 地下低層

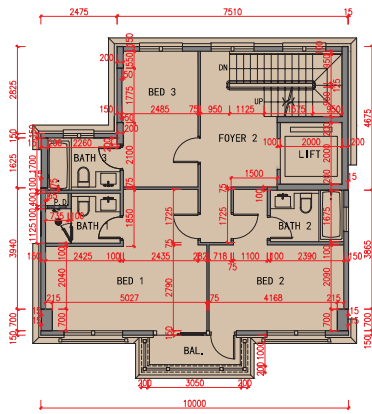


G/F
 地下

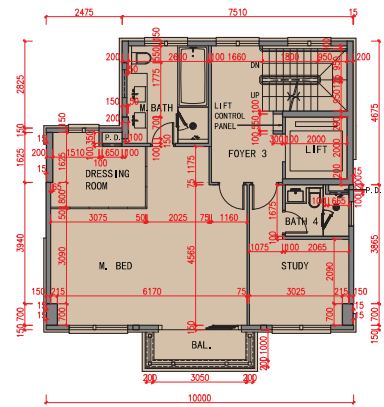
Scale 比例 : 0 5 (M米)

11. FLOOR PLANS OF RESIDENTIAL PROPERTIES IN THE DEVELOPMENT
 發展項目的住宅物業的樓面平面圖

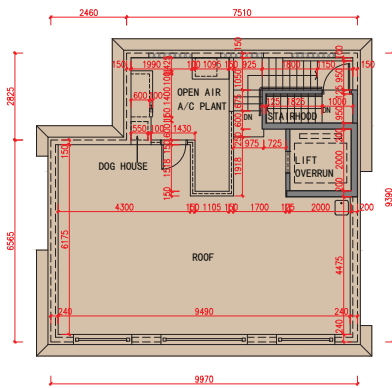
House 29
 29 號洋房



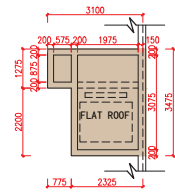
1/F
 1樓



2/F
 2樓



Roof
 天台



Top Roof
 上層天台

Scale 比例 : (M米)

11. FLOOR PLANS OF RESIDENTIAL PROPERTIES IN THE DEVELOPMENT 發展項目的住宅物業的樓面平面圖

	Floor 樓層	Floor to floor height of each residential property (mm) 每個住宅物業的層與層之間的高度(毫米)	The thickness of the floor slabs (excluding plaster) of each residential property (mm) 每個住宅物業的樓板(不包括灰泥)的厚度(毫米)
	HOUSE 29 29號洋房	LG/F 地下低層	3360, 3500, 4000*
G/F 地下		4200	150, 175
1/F 1樓		3300	150, 175
2/F 2樓		3325	150, 175
Roof 天台		3200, 4775	150
Top Roof 上層天台		Not Applicable 不適用	Not Applicable 不適用

The internal areas of the residential properties on the upper floors will generally be slightly larger than those on the lower floors because of the reducing thickness of the structural walls on the upper floors. (Not applicable)

因住宅物業的較高樓層的結構牆的厚度遞減，較高樓層的內部面積，一般比較低樓層的內部面積稍大(不適用)。

Notes:

- The dimensions in the floor plan are all structural dimensions in millimeter.
- There may be architectural features and/or exposed pipes on external walls of some houses and/or blocks. For details, please refer to the latest approved building plans.
- There may be air-conditioners on designated open air area or air-conditioner platform or flat roof or roof of some houses and/or blocks. For details, please refer to the latest approved building plans.
- Common and/or private pipes exposure and/or enclosed in cladding are located at/adjacent to flat roof and/or external wall of some houses and/or blocks. For details, please refer to the latest approved building plans.
- There are ceiling bulkheads and/or sunken slabs and/or trenches of the above houses and/or blocks for the Mechanical and Electrical services.
- Please refer to pages 21 to 24 of this sales brochure for legend of the terms and abbreviations and guidance notes in studying the floor plans of this section.
- Floor to Floor height refers to the height between the top surface of the structure slab of a floor and the top surface of the structure slab of its immediate upper floor.

* Inclusive of the trench depth of the trench slab on the floor of this floor 500mm.

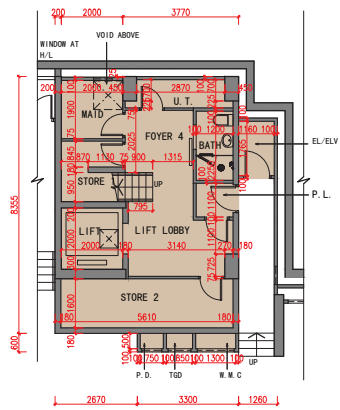
備註：

- 平面圖所列之數字為以毫米標示之建築結構尺寸。
- 部份洋房及/或多單位建築物的外牆設有建築裝飾及/或外露喉管。詳細資料請參考最新批准之建築圖則。
- 部份洋房及/或多單位建築物的指定露天地方或冷氣機平台或平台或天台設有冷氣機。詳細資料請參考最新批准之建築圖則。
- 部份洋房及/或多單位建築物的平台及/或外牆設有外露及/或外牆裝飾板內藏之公用及/或私人喉管。詳細資料請參考最新批准的建築圖則。
- 部份洋房及/或多單位建築物有天花假陣及/或有跌級樓板及/或坑道以內藏機電設備。
- 請參閱本售樓說明書第21至24頁之圖例及指引以協助解讀此部分的平面圖及其顯示之名稱及簡稱。
- 層與層之間的高度指該樓層之石屎地台上一層石屎地台之高度距離。

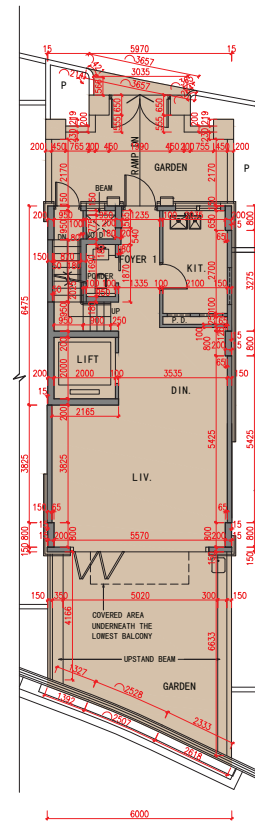
* 包括本層地台坑道樓板之坑道深度500毫米。

11. FLOOR PLANS OF RESIDENTIAL PROPERTIES IN THE DEVELOPMENT
發展項目的住宅物業的樓面平面圖

House 30
30 號洋房



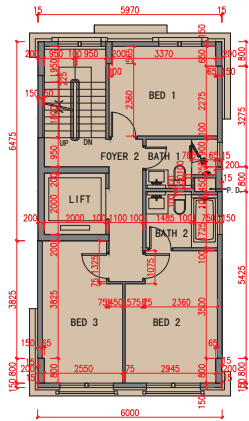
LG/F
地下低層



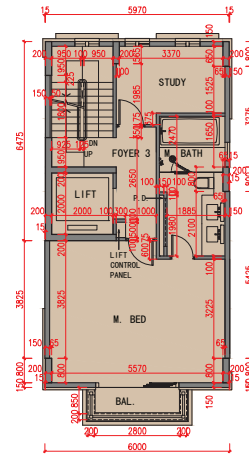
G/F
地下

11. FLOOR PLANS OF RESIDENTIAL PROPERTIES IN THE DEVELOPMENT
 發展項目的住宅物業的樓面平面圖

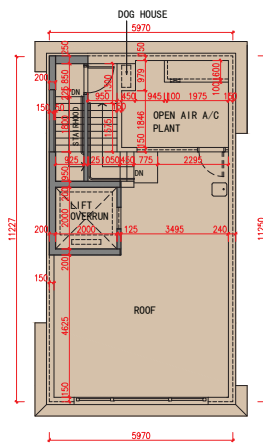
House 30
 30 號洋房



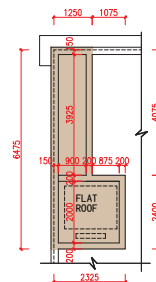
1/F
 1樓



2/F
 2樓



Roof
 天台



Top Roof
 上層天台

11. FLOOR PLANS OF RESIDENTIAL PROPERTIES IN THE DEVELOPMENT 發展項目的住宅物業的樓面平面圖

	Floor 樓層	Floor to floor height of each residential property (mm) 每個住宅物業的層與層之間的高度(毫米)	The thickness of the floor slabs (excluding plaster) of each residential property (mm) 每個住宅物業的樓板(不包括灰泥)的厚度(毫米)
	HOUSE 30 30號洋房	LG/F 地下低層	3050, 3500, 4000*
G/F 地下		4200	150, 200
1/F 1樓		3300	150, 200
2/F 2樓		3325	150, 200
Roof 天台		3070, 4775	150
Top Roof 上層天台		Not Applicable 不適用	Not Applicable 不適用

The internal areas of the residential properties on the upper floors will generally be slightly larger than those on the lower floors because of the reducing thickness of the structural walls on the upper floors. (Not applicable)

因住宅物業的較高樓層的結構牆的厚度遞減，較高樓層的內部面積，一般比較低樓層的內部面積稍大(不適用)。

Notes:

- The dimensions in the floor plan are all structural dimensions in millimeter.
- There may be architectural features and/or exposed pipes on external walls of some houses and/or blocks. For details, please refer to the latest approved building plans.
- There may be air-conditioners on designated open air area or air-conditioner platform or flat roof or roof of some houses and/or blocks. For details, please refer to the latest approved building plans.
- Common and/or private pipes exposure and/or enclosed in cladding are located at/adjacent to flat roof and/or external wall of some houses and/or blocks. For details, please refer to the latest approved building plans.
- There are ceiling bulkheads and/or sunken slabs and/or trenches of the above houses and/or blocks for the Mechanical and Electrical services.
- Please refer to pages 21 to 24 of this sales brochure for legend of the terms and abbreviations and guidance notes in studying the floor plans of this section.
- Floor to Floor height refers to the height between the top surface of the structure slab of a floor and the top surface of the structure slab of its immediate upper floor.

* Inclusive of the trench depth of the trench slab on the floor of this floor 500mm.

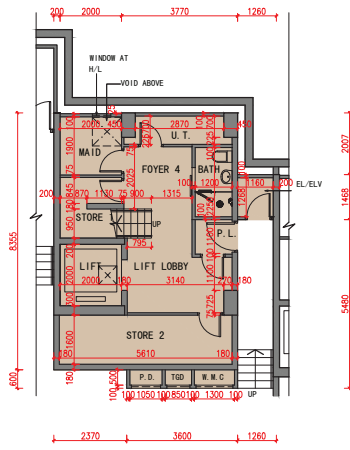
備註：

- 平面圖所列之數字為以毫米標示之建築結構尺寸。
- 部份洋房及/或多單位建築物的外牆設有建築裝飾及/或外露喉管。詳細資料請參考最新批准之建築圖則。
- 部份洋房及/或多單位建築物的指定露天地方或冷氣機平台或平台或天台設有冷氣機。詳細資料請參考最新批准之建築圖則。
- 部份洋房及/或多單位建築物的平台及/或外牆設有外露及/或外牆裝飾板內藏之公用及/或私人喉管。詳細資料請參考最新批准的建築圖則。
- 部份洋房及/或多單位建築物有天花假陣及/或有跌級樓板及/或坑道以內藏機電設備。
- 請參閱本售樓說明書第21至24頁之圖例及指引以協助解讀此部分的平面圖及其顯示之名稱及簡稱。
- 層與層之間的高度指該樓層之石屎地台上一層石屎地台之高度距離。

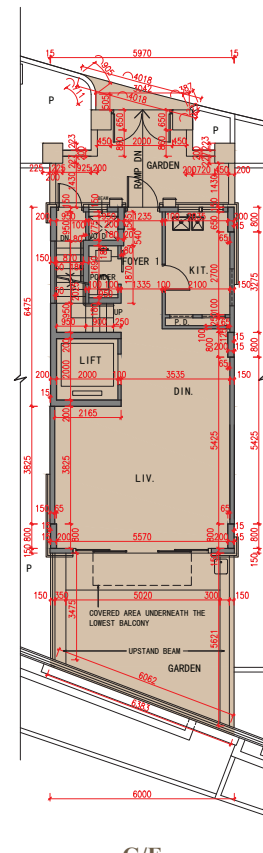
* 包括本層地台坑道樓板之坑道深度500毫米。

11. FLOOR PLANS OF RESIDENTIAL PROPERTIES IN THE DEVELOPMENT
 發展項目的住宅物業的樓面平面圖

House 31
 31 號洋房



LG/F
 地下低層

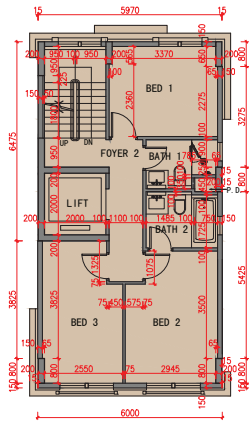


G/F
 地下

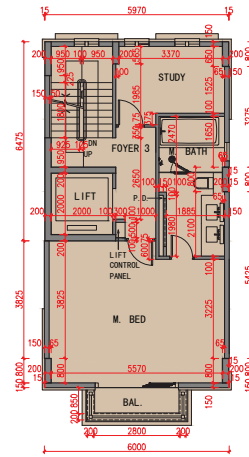
Scale 比例 : 0 5 (M米)

11. FLOOR PLANS OF RESIDENTIAL PROPERTIES IN THE DEVELOPMENT
發展項目的住宅物業的樓面平面圖

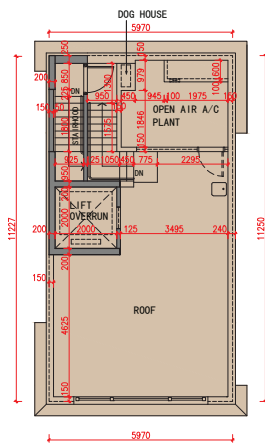
House 31
31 號洋房



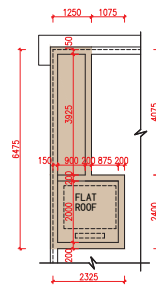
1/F
1樓



2/F
2樓



Roof
天台



Top Roof
上層天台

11. FLOOR PLANS OF RESIDENTIAL PROPERTIES IN THE DEVELOPMENT 發展項目的住宅物業的樓面平面圖

	Floor 樓層	Floor to floor height of each residential property (mm) 每個住宅物業的層與層之間的高度(毫米)	The thickness of the floor slabs (excluding plaster) of each residential property (mm) 每個住宅物業的樓板(不包括灰泥)的厚度(毫米)
HOUSE 31 31號洋房	LG/F 地下低層	3160, 3500, 4000*	200
	G/F 地下	4200	150, 200
	1/F 1樓	3300	150, 200
	2/F 2樓	3325	150, 200
	Roof 天台	3070, 4775	150
	Top Roof 上層天台	Not Applicable 不適用	Not Applicable 不適用

The internal areas of the residential properties on the upper floors will generally be slightly larger than those on the lower floors because of the reducing thickness of the structural walls on the upper floors. (Not applicable)

因住宅物業的較高樓層的結構牆的厚度遞減，較高樓層的內部面積，一般比較低樓層的內部面積稍大(不適用)。

Notes:

- The dimensions in the floor plan are all structural dimensions in millimeter.
- There may be architectural features and/or exposed pipes on external walls of some houses and/or blocks. For details, please refer to the latest approved building plans.
- There may be air-conditioners on designated open air area or air-conditioner platform or flat roof or roof of some houses and/or blocks. For details, please refer to the latest approved building plans.
- Common and/or private pipes exposure and/or enclosed in cladding are located at/adjacent to flat roof and/or external wall of some houses and/or blocks. For details, please refer to the latest approved building plans.
- There are ceiling bulkheads and/or sunken slabs and/or trenches of the above houses and/or blocks for the Mechanical and Electrical services.
- Please refer to pages 21 to 24 of this sales brochure for legend of the terms and abbreviations and guidance notes in studying the floor plans of this section.
- Floor to Floor height refers to the height between the top surface of the structure slab of a floor and the top surface of the structure slab of its immediate upper floor.

* Inclusive of the trench depth of the trench slab on the floor of this floor 500mm.

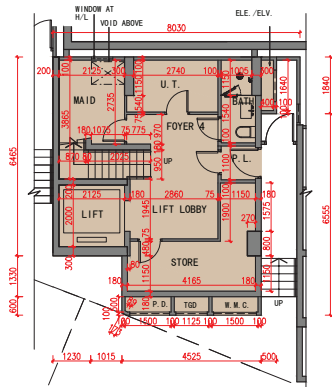
備註：

- 平面圖所列之數字為以毫米標示之建築結構尺寸。
- 部份洋房及/或多單位建築物的外牆設有建築裝飾及/或外露喉管。詳細資料請參考最新批准之建築圖則。
- 部份洋房及/或多單位建築物的指定露天地方或冷氣機平台或平台或天台設有冷氣機。詳細資料請參考最新批准之建築圖則。
- 部份洋房及/或多單位建築物的平台及/或外牆設有外露及/或外牆裝飾板內藏之公用及/或私人喉管。詳細資料請參考最新批准的建築圖則。
- 部份洋房及/或多單位建築物有天花假陣及/或有跌級樓板及/或坑道以內藏機電設備。
- 請參閱本售樓說明書第21至24頁之圖例及指引以協助解讀此部分的平面圖及其顯示之名稱及簡稱。
- 層與層之間的高度指該樓層之石屎地台上一層石屎地台之高度距離。

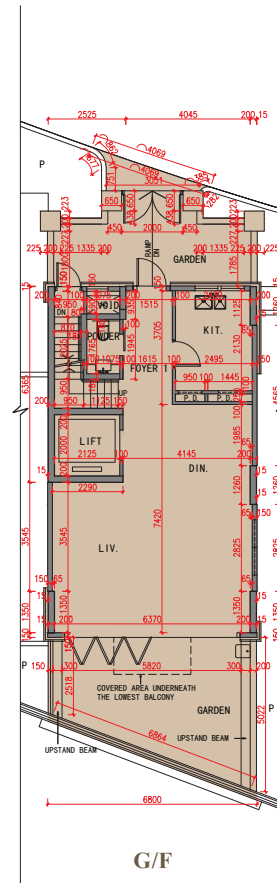
* 包括本層地台坑道樓板之坑道深度500毫米。

11. FLOOR PLANS OF RESIDENTIAL PROPERTIES IN THE DEVELOPMENT
發展項目的住宅物業的樓面平面圖

House 32
32 號洋房



LG/F
地下低層



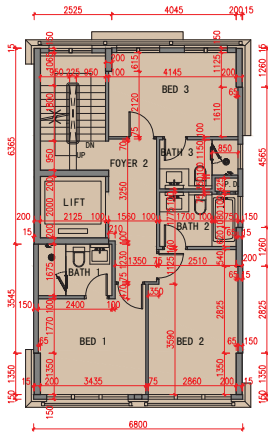
G/F
地下

Scale 比例 : 0 5 (M米)

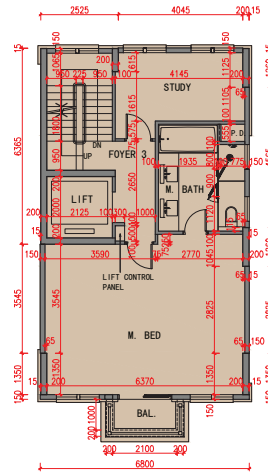
11. FLOOR PLANS OF RESIDENTIAL PROPERTIES IN THE DEVELOPMENT

發展項目的住宅物業的樓面平面圖

House 32
32 號洋房



1/F
1樓

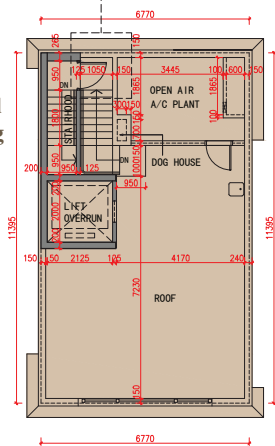


2/F
2樓

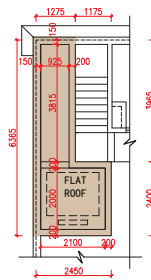
Roof As-is Part Plan
天台現狀部分平面圖



As Per Approved
General Building
Plan
根據批准
建築圖則



Roof
天台



Top Roof
上層天台

Scale 比例: 0 5 (M米)

Notes:

- Certain parts of the house have been altered by way of minor works, designated exempted works, or exempted works under the Buildings Ordinance after completion of the Development, the latest condition of which is shown on the relevant latest layout plan. The alteration works are as follows:
 - Thickness of the wall is increased.
- Please refer to same page of this sales brochure in studying items of minor works, designated exempted works or exempted works under the Buildings Ordinance made in this unit as indicated with blue wavy line ().

備註:

- 洋房某些部份因在發展項目落成後進行小型工程、指定豁免工程或獲《建築物條例》豁免的工程而有所改動，現狀請參閱有關現狀間隔平面圖。該等改動如下：
 - 牆壁厚度被增加。
- 請參閱本售樓說明書本頁以協助閱讀本單位以藍色曲線 () 顯示之有關已完成的小型工程、指定豁免工程或獲《建築物條例》豁免的工程。

11. FLOOR PLANS OF RESIDENTIAL PROPERTIES IN THE DEVELOPMENT 發展項目的住宅物業的樓面平面圖

	Floor 樓層	Floor to floor height of each residential property (mm) 每個住宅物業的層與層之間的高度(毫米)	The thickness of the floor slabs (excluding plaster) of each residential property (mm) 每個住宅物業的樓板(不包括灰泥)的厚度(毫米)
	HOUSE 32 32號洋房	LG/F 地下低層	3500, 4000*
G/F 地下		4200	175
1/F 1樓		3300	175
2/F 2樓		3325	175
Roof 天台		2905, 4775	150
Top Roof 上層天台		Not Applicable 不適用	Not Applicable 不適用

The internal areas of the residential properties on the upper floors will generally be slightly larger than those on the lower floors because of the reducing thickness of the structural walls on the upper floors. (Not applicable)

因住宅物業的較高樓層的結構牆的厚度遞減，較高樓層的內部面積，一般比較低樓層的內部面積稍大(不適用)。

Notes:

- The dimensions in the floor plan are all structural dimensions in millimeter.
- There may be architectural features and/or exposed pipes on external walls of some houses and/or blocks. For details, please refer to the latest approved building plans.
- There may be air-conditioners on designated open air area or air-conditioner platform or flat roof or roof of some houses and/or blocks. For details, please refer to the latest approved building plans.
- Common and/or private pipes exposure and/or enclosed in cladding are located at/adjacent to flat roof and/or external wall of some houses and/or blocks. For details, please refer to the latest approved building plans.
- There are ceiling bulkheads and/or sunken slabs and/or trenches of the above houses and/or blocks for the Mechanical and Electrical services.
- Please refer to pages 21 to 24 of this sales brochure for legend of the terms and abbreviations and guidance notes in studying the floor plans of this section.
- Floor to Floor height refers to the height between the top surface of the structure slab of a floor and the top surface of the structure slab of its immediate upper floor.

* Inclusive of the trench depth of the trench slab on the floor of this floor 500mm.

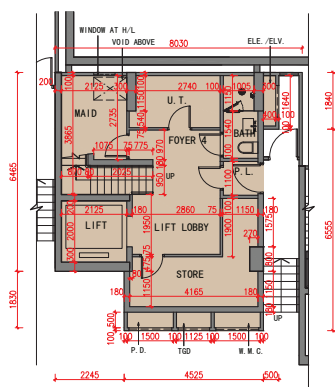
備註：

- 平面圖所列之數字為以毫米標示之建築結構尺寸。
- 部份洋房及/或多單位建築物的外牆設有建築裝飾及/或外露喉管。詳細資料請參考最新批准之建築圖則。
- 部份洋房及/或多單位建築物的指定露天地方或冷氣機平台或平台或天台設有冷氣機。詳細資料請參考最新批准之建築圖則。
- 部份洋房及/或多單位建築物的平台及/或外牆設有外露及/或外牆裝飾板內藏之公用及/或私人喉管。詳細資料請參考最新批准的建築圖則。
- 部份洋房及/或多單位建築物有天花假陣及/或有跌級樓板及/或坑道以內藏機電設備。
- 請參閱本售樓說明書第21至24頁之圖例及指引以協助解讀此部分的平面圖及其顯示之名稱及簡稱。
- 層與層之間的高度指該樓層之石屎地台上一層石屎地台之高度距離。

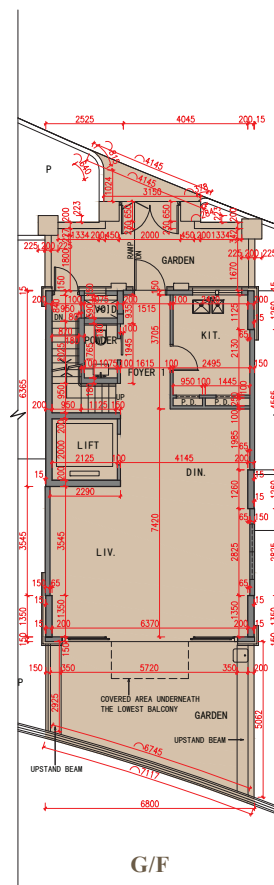
* 包括本層地台坑道樓板之坑道深度500毫米。

11. FLOOR PLANS OF RESIDENTIAL PROPERTIES IN THE DEVELOPMENT
發展項目的住宅物業的樓面平面圖

House 33
33 號洋房



LG/F
地下低層



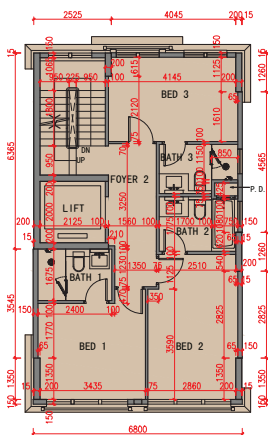
G/F
地下

Scale 比例 : 0 5 (M米)

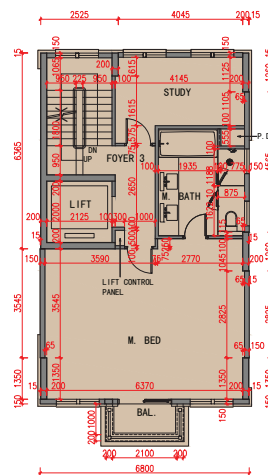
11. FLOOR PLANS OF RESIDENTIAL PROPERTIES IN THE DEVELOPMENT

發展項目的住宅物業的樓面平面圖

House 33
33 號洋房

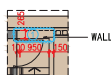


1/F
1樓

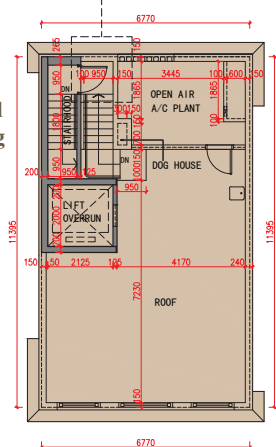


2/F
2樓

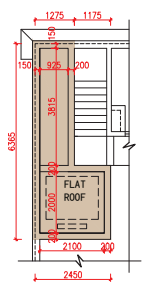
Roof As-is Part Plan
天台現狀部分平面圖



As Per Approved
General Building
Plan
根據批准
建築圖則



Roof
天台



Top Roof
上層天台

Scale 比例: 0 5 (M米)

Notes:

- Certain parts of the house have been altered by way of minor works, designated exempted works, or exempted works under the Buildings Ordinance after completion of the Development, the latest condition of which is shown on the relevant latest layout plan. The alteration works are as follows:
 - Thickness of the wall is increased.
- Please refer to same page of this sales brochure in studying items of minor works, designated exempted works or exempted works under the Buildings Ordinance made in this unit as indicated with blue wavy line ().

備註:

- 洋房某些部份因在發展項目落成後進行小型工程、指定豁免工程或獲《建築物條例》豁免的工程而有所改動，現狀請參閱有關現狀間隔平面圖。該等改動如下：
 - 牆壁厚度被增加。
- 請參閱本售樓說明書本頁以協助閱讀本單位以藍色曲線 () 顯示之有關已完成的小型工程、指定豁免工程或獲《建築物條例》豁免的工程。

11. FLOOR PLANS OF RESIDENTIAL PROPERTIES IN THE DEVELOPMENT 發展項目的住宅物業的樓面平面圖

	Floor 樓層	Floor to floor height of each residential property (mm) 每個住宅物業的層與層之間的高度(毫米)	The thickness of the floor slabs (excluding plaster) of each residential property (mm) 每個住宅物業的樓板(不包括灰泥)的厚度(毫米)
	HOUSE 33 33號洋房	LG/F 地下低層	3500, 4000*
G/F 地下		4200	175
1/F 1樓		3300	175
2/F 2樓		3325	175
Roof 天台		2905, 4775	150
Top Roof 上層天台		Not Applicable 不適用	Not Applicable 不適用

The internal areas of the residential properties on the upper floors will generally be slightly larger than those on the lower floors because of the reducing thickness of the structural walls on the upper floors. (Not applicable)

因住宅物業的較高樓層的結構牆的厚度遞減，較高樓層的內部面積，一般比較低樓層的內部面積稍大(不適用)。

Notes:

- The dimensions in the floor plan are all structural dimensions in millimeter.
- There may be architectural features and/or exposed pipes on external walls of some houses and/or blocks. For details, please refer to the latest approved building plans.
- There may be air-conditioners on designated open air area or air-conditioner platform or flat roof or roof of some houses and/or blocks. For details, please refer to the latest approved building plans.
- Common and/or private pipes exposal and/or enclosed in cladding are located at/adjacent to flat roof and/or external wall of some houses and/or blocks. For details, please refer to the latest approved building plans.
- There are ceiling bulkheads and/or sunken slabs and/or trenches of the above houses and/or blocks for the Mechanical and Electrical services.
- Please refer to pages 21 to 24 of this sales brochure for legend of the terms and abbreviations and guidance notes in studying the floor plans of this section.
- Floor to Floor height refers to the height between the top surface of the structure slab of a floor and the top surface of the structure slab of its immediate upper floor.

* Inclusive of the trench depth of the trench slab on the floor of this floor 500mm.

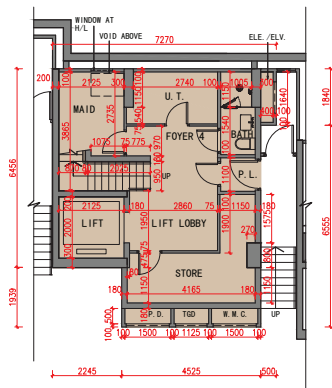
備註：

- 平面圖所列之數字為以毫米標示之建築結構尺寸。
- 部份洋房及/或多單位建築物的外牆設有建築裝飾及/或外露喉管。詳細資料請參考最新批准之建築圖則。
- 部份洋房及/或多單位建築物的指定露天地方或冷氣機平台或平台或天台設有冷氣機。詳細資料請參考最新批准之建築圖則。
- 部份洋房及/或多單位建築物的平台及/或外牆設有外露及/或外牆裝飾板內藏之公用及/或私人喉管。詳細資料請參考最新批准的建築圖則。
- 部份洋房及/或多單位建築物有天花假陣及/或有跌級樓板及/或坑道以內藏機電設備。
- 請參閱本售樓說明書第21至24頁之圖例及指引以協助解讀此部分的平面圖及其顯示之名稱及簡稱。
- 層與層之間的高度指該樓層之石屎地台上一層石屎地台之高度距離。

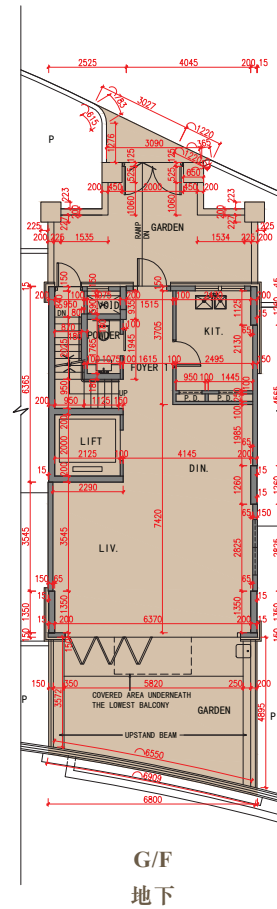
* 包括本層地台坑道樓板之坑道深度500毫米。

11. FLOOR PLANS OF RESIDENTIAL PROPERTIES IN THE DEVELOPMENT
 發展項目的住宅物業的樓面平面圖

House 35
 35 號洋房



LG/F
 地下低層



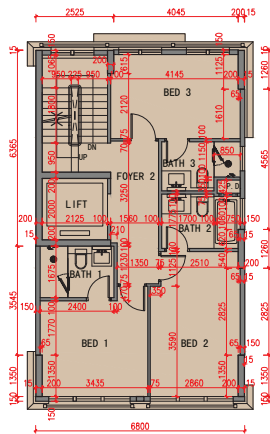
G/F
 地下

Scale 比例 : 0 5 (M米)

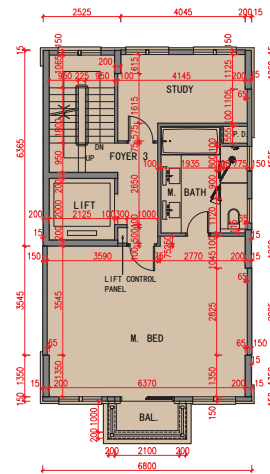
11. FLOOR PLANS OF RESIDENTIAL PROPERTIES IN THE DEVELOPMENT

發展項目的住宅物業的樓面平面圖

House 35
35 號洋房

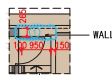


1/F
1樓

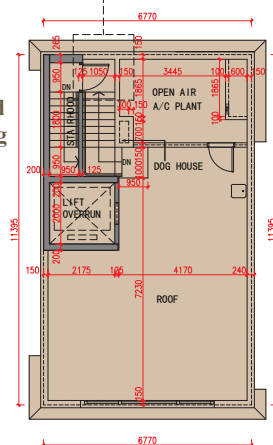


2/F
2樓

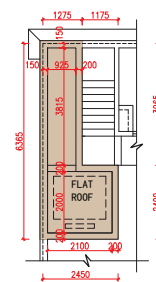
Roof As-is Part Plan
天台現狀部分平面圖



As Per Approved
General Building
Plan
根據批准
建築圖則



Roof
天台



Top Roof
上層天台

Scale 比例: 0 5 (M米)

Notes:

- Certain parts of the house have been altered by way of minor works, designated exempted works, or exempted works under the Buildings Ordinance after completion of the Development, the latest condition of which is shown on the relevant latest layout plan. The alteration works are as follows:
 - Thickness of the wall is increased.
- Please refer to same page of this sales brochure in studying items of minor works, designated exempted works or exempted works under the Buildings Ordinance made in this unit as indicated with blue wavy line ().

備註:

- 洋房某些部份因在發展項目落成後進行小型工程、指定豁免工程或獲《建築物條例》豁免的工程而有所改動，現狀請參閱有關現狀間隔平面圖。該等改動如下：
 - 牆壁厚度被增加。
- 請參閱本售樓說明書本頁以協助閱讀本單位以藍色曲線 () 顯示之有關已完成的小型工程、指定豁免工程或獲《建築物條例》豁免的工程。

11. FLOOR PLANS OF RESIDENTIAL PROPERTIES IN THE DEVELOPMENT 發展項目的住宅物業的樓面平面圖

	Floor 樓層	Floor to floor height of each residential property (mm) 每個住宅物業的層與層之間的高度(毫米)	The thickness of the floor slabs (excluding plaster) of each residential property (mm) 每個住宅物業的樓板(不包括灰泥)的厚度(毫米)
	HOUSE 35 35號洋房	LG/F 地下低層	3500, 4000*
G/F 地下		4200	175
1/F 1樓		3300	175
2/F 2樓		3325	175
Roof 天台		2905, 4775	150
Top Roof 上層天台		Not Applicable 不適用	Not Applicable 不適用

The internal areas of the residential properties on the upper floors will generally be slightly larger than those on the lower floors because of the reducing thickness of the structural walls on the upper floors. (Not applicable)

因住宅物業的較高樓層的結構牆的厚度遞減，較高樓層的內部面積，一般比較低樓層的內部面積稍大(不適用)。

Notes:

- The dimensions in the floor plan are all structural dimensions in millimeter.
- There may be architectural features and/or exposed pipes on external walls of some houses and/or blocks. For details, please refer to the latest approved building plans.
- There may be air-conditioners on designated open air area or air-conditioner platform or flat roof or roof of some houses and/or blocks. For details, please refer to the latest approved building plans.
- Common and/or private pipes exposure and/or enclosed in cladding are located at/adjacent to flat roof and/or external wall of some houses and/or blocks. For details, please refer to the latest approved building plans.
- There are ceiling bulkheads and/or sunken slabs and/or trenches of the above houses and/or blocks for the Mechanical and Electrical services.
- Please refer to pages 21 to 24 of this sales brochure for legend of the terms and abbreviations and guidance notes in studying the floor plans of this section.
- Floor to Floor height refers to the height between the top surface of the structure slab of a floor and the top surface of the structure slab of its immediate upper floor.

* Inclusive of the trench depth of the trench slab on the floor of this floor 500mm.

備註：

- 平面圖所列之數字為以毫米標示之建築結構尺寸。
- 部份洋房及/或多單位建築物的外牆設有建築裝飾及/或外露喉管。詳細資料請參考最新批准之建築圖則。
- 部份洋房及/或多單位建築物的指定露天地方或冷氣機平台或平台或天台設有冷氣機。詳細資料請參考最新批准之建築圖則。
- 部份洋房及/或多單位建築物的平台及/或外牆設有外露及/或外牆裝飾板內藏之公用及/或私人喉管。詳細資料請參考最新批准的建築圖則。
- 部份洋房及/或多單位建築物有天花假陣及/或有跌級樓板及/或坑道以內藏機電設備。
- 請參閱本售樓說明書第21至24頁之圖例及指引以協助解讀此部分的平面圖及其顯示之名稱及簡稱。
- 層與層之間的高度指該樓層之石屎地台上一層石屎地台之高度距離。

* 包括本層地台坑道樓板之坑道深度500毫米。

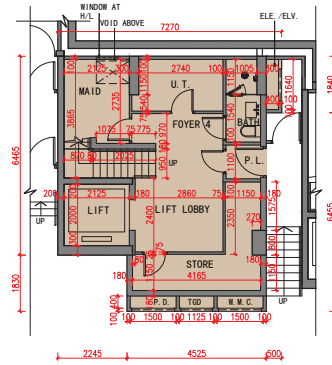
11. FLOOR PLANS OF RESIDENTIAL PROPERTIES IN THE DEVELOPMENT

發展項目的住宅物業的樓面平面圖

House 36
36號洋房

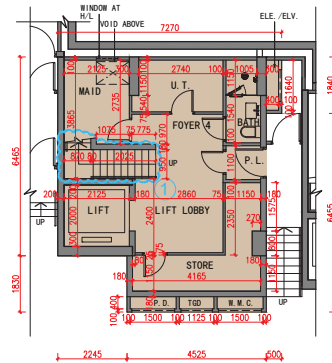


As Per Approved General Building Plan
根據批准建築圖則



LG/F
地下低層

Latest Layout Plan
現狀間隔平面圖



LG/F
地下低層

Scale 比例: 0 5 (M米)

Notes:

- Certain parts of the house have been altered by way of minor works, designated exempted works, or exempted works under the Buildings Ordinance after completion of the Development, the latest condition of which is shown on the relevant latest layout plan. The alteration works are as follows:
 - Balustrade location has been modified.
- Please refer to same page of this sales brochure in studying items of minor works, designated exempted works or exempted works under the Buildings Ordinance made in this unit as indicated with blue wavy line ().

備註:

- 洋房某些部份因在發展項目落成後進行小型工程、指定豁免工程或獲《建築物條例》豁免的工程而有所改動，現狀請參閱有關現狀間隔平面圖。該等改動如下：
 - 扶手的位置已被修改。
- 請參閱本售樓說明書本頁以協助閱讀本單位以藍色曲線 () 顯示之有關已完成的小型工程、指定豁免工程或獲《建築物條例》豁免的工程。

11. FLOOR PLANS OF RESIDENTIAL PROPERTIES IN THE DEVELOPMENT

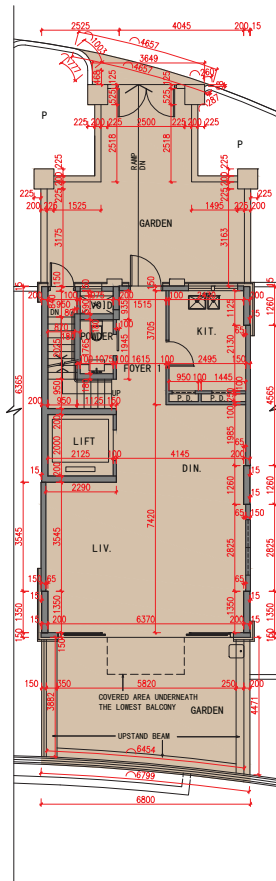
發展項目的住宅物業的樓面平面圖

House 36
36號洋房

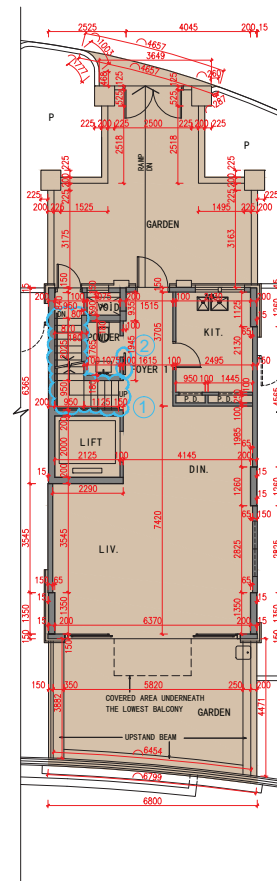


As Per Approved General Building Plan
根據批准建築圖則

Latest Layout Plan
現狀間隔平面圖



G/F
地下



G/F
地下

Scale 比例: 0 5 (M米)

Notes:

- Certain parts of the house have been altered by way of minor works, designated exempted works, or exempted works under the Buildings Ordinance after completion of the Development, the latest condition of which is shown on the relevant latest layout plan. The alteration works are as follows:
 - Balustrade location has been modified.
 - Sliding door location has been modified.
- Please refer to same page of this sales brochure in studying items of minor works, designated exempted works or exempted works under the Buildings Ordinance made in this unit as indicated with blue wavy line ().

備註:

- 洋房某些部份因在發展項目落成後進行小型工程、指定豁免工程或獲《建築物條例》豁免的工程而有所改動，現狀請參閱有關現狀間隔平面圖。該等改動如下：
 - 扶手的位置已被修改。
 - 趟門的位置已被修改。
- 請參閱本售樓說明書本頁以協助閱讀本單位以藍色曲線 () 顯示之有關已完成的小型工程、指定豁免工程或獲《建築物條例》豁免的工程。

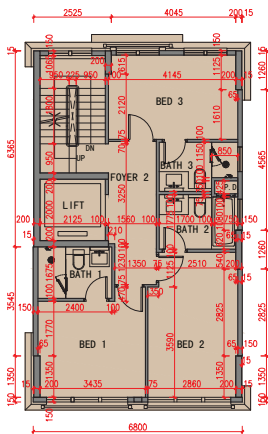
11. FLOOR PLANS OF RESIDENTIAL PROPERTIES IN THE DEVELOPMENT

發展項目的住宅物業的樓面平面圖

House 36
36號洋房

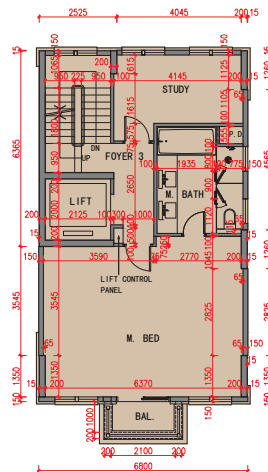


As Per Approved General Building Plan
根據批准建築圖則



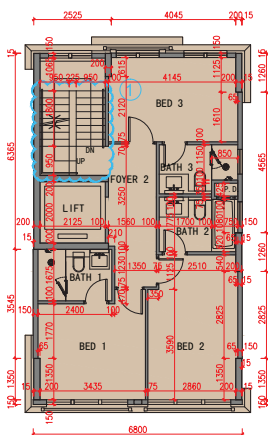
1/F
1樓

As Per Approved General Building Plan
根據批准建築圖則



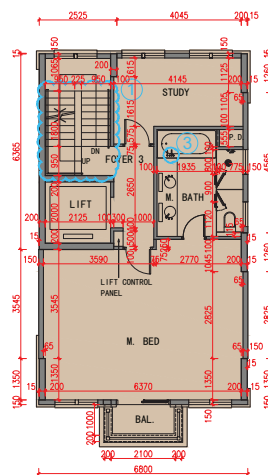
2/F
2樓

Latest Layout Plan
現狀間隔平面圖



1/F
1樓

Latest Layout Plan
現狀間隔平面圖



2/F
2樓

Scale 比例: 0 5 (M米)

Notes:

- Certain parts of the house have been altered by way of minor works, designated exempted works, or exempted works under the Buildings Ordinance after completion of the Development, the latest condition of which is shown on the relevant latest layout plan. The alteration works are as follows:
 - Balustrade location has been modified.
 - Mixer location has been modified.
- Please refer to same page of this sales brochure in studying items of minor works, designated exempted works or exempted works under the Buildings Ordinance made in this unit as indicated with blue wavy line ().

備註:

- 洋房某些部份因在發展項目落成後進行小型工程、指定豁免工程或獲《建築物條例》豁免的工程而有所改動，現狀請參閱有關現狀間隔平面圖。該等改動如下：
 - 扶手的位置已被修改。
 - 水龍頭的位置已被修改。
- 請參閱本售樓說明書本頁以協助閱讀本單位以藍色曲線 () 顯示之有關已完成的小型工程、指定豁免工程或獲《建築物條例》豁免的工程。

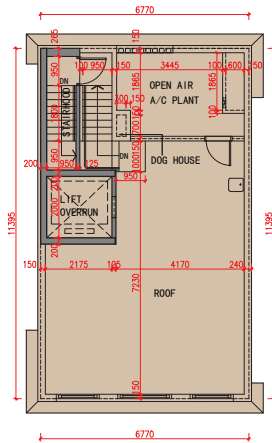
11. FLOOR PLANS OF RESIDENTIAL PROPERTIES IN THE DEVELOPMENT

發展項目的住宅物業的樓面平面圖

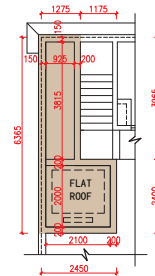
House 36
36號洋房



As Per Approved General Building Plan
根據批准建築圖則

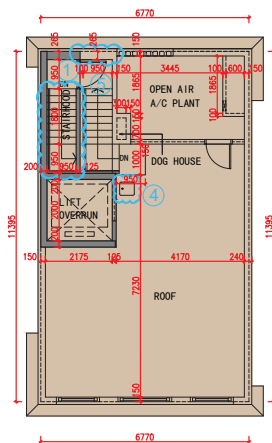


Roof
天台



Top Roof
上層天台

Latest Layout Plan
現狀間隔平面圖



Roof
天台

Scale 比例: (M米)

Notes:

- Certain parts of the house have been altered by way of minor works, designated exempted works, or exempted works under the Buildings Ordinance after completion of the Development, the latest condition of which is shown on the relevant latest layout plan. The alteration works are as follows:
 - Balustrade location has been modified.
 - Sink location has been modified.
 - Thickness of the wall is increased.
- Please refer to same page of this sales brochure in studying items of minor works, designated exempted works or exempted works under the Buildings Ordinance made in this unit as indicated with blue wavy line ().

備註:

- 洋房某些部份因在發展項目落成後進行小型工程、指定豁免工程或獲《建築物條例》豁免的工程而有所改動，現狀請參閱有關現狀間隔平面圖。該等改動如下：
 - 扶手的位置已被修改。
 - 洗滌盆的位置已被修改。
 - 牆壁厚度被增加。
- 請參閱本售樓說明書本頁以協助閱讀本單位以藍色曲線 () 顯示之有關已完成的小型工程、指定豁免工程或獲《建築物條例》豁免的工程。

11. FLOOR PLANS OF RESIDENTIAL PROPERTIES IN THE DEVELOPMENT 發展項目的住宅物業的樓面平面圖

	Floor 樓層	Floor to floor height of each residential property (mm) 每個住宅物業的層與層之間的高度(毫米)	The thickness of the floor slabs (excluding plaster) of each residential property (mm) 每個住宅物業的樓板(不包括灰泥)的厚度(毫米)
	HOUSE 36 36號洋房	LG/F 地下低層	3500, 4000*
G/F 地下		4200	175
1/F 1樓		3300	175
2/F 2樓		3325	175
Roof 天台		2905, 4775	150
Top Roof 上層天台		Not Applicable 不適用	Not Applicable 不適用

The internal areas of the residential properties on the upper floors will generally be slightly larger than those on the lower floors because of the reducing thickness of the structural walls on the upper floors. (Not applicable)

因住宅物業的較高樓層的結構牆的厚度遞減，較高樓層的內部面積，一般比較低樓層的內部面積稍大(不適用)。

Notes:

- The dimensions in the floor plan are all structural dimensions in millimeter.
- There may be architectural features and/or exposed pipes on external walls of some houses and/or blocks. For details, please refer to the latest approved building plans.
- There may be air-conditioners on designated open air area or air-conditioner platform or flat roof or roof of some houses and/or blocks. For details, please refer to the latest approved building plans.
- Common and/or private pipes exposure and/or enclosed in cladding are located at/adjacent to flat roof and/or external wall of some houses and/or blocks. For details, please refer to the latest approved building plans.
- There are ceiling bulkheads and/or sunken slabs and/or trenches of the above houses and/or blocks for the Mechanical and Electrical services.
- Please refer to pages 21 to 24 of this sales brochure for legend of the terms and abbreviations and guidance notes in studying the floor plans of this section.
- Floor to Floor height refers to the height between the top surface of the structure slab of a floor and the top surface of the structure slab of its immediate upper floor.

* Inclusive of the trench depth of the trench slab on the floor of this floor 500mm.

備註：

- 平面圖所列之數字為以毫米標示之建築結構尺寸。
- 部份洋房及/或多單位建築物的外牆設有建築裝飾及/或外露喉管。詳細資料請參考最新批准之建築圖則。
- 部份洋房及/或多單位建築物的指定露天地方或冷氣機平台或平台或天台設有冷氣機。詳細資料請參考最新批准之建築圖則。
- 部份洋房及/或多單位建築物的平台及/或外牆設有外露及/或外牆裝飾板內藏之公用及/或私人喉管。詳細資料請參考最新批准的建築圖則。
- 部份洋房及/或多單位建築物有天花假陣及/或有跌級樓板及/或坑道以內藏機電設備。
- 請參閱本售樓說明書第21至24頁之圖例及指引以協助解讀此部分的平面圖及其顯示之名稱及簡稱。
- 層與層之間的高度指該樓層之石屎地台上一層石屎地台之高度距離。

* 包括本層地台坑道樓板之坑道深度500毫米。

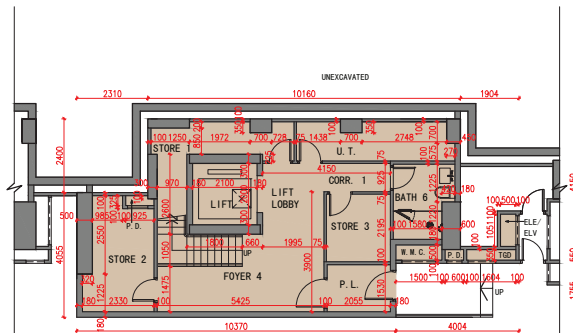
11. FLOOR PLANS OF RESIDENTIAL PROPERTIES IN THE DEVELOPMENT

發展項目的住宅物業的樓面平面圖

House 38
38號洋房

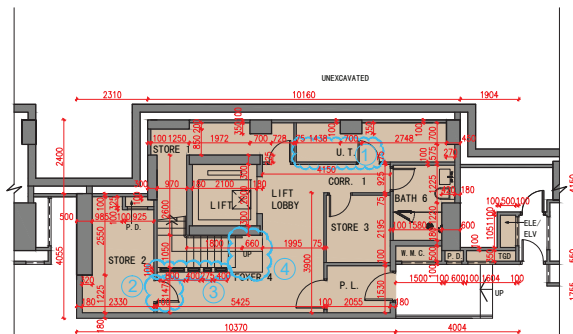


As Per Approved General Building Plan
根據批准建築圖則



LG/F
地下低層

Latest Layout Plan
現狀間隔平面圖



LG/F
地下低層

Scale 比例: (M米)

Notes:

- Certain parts of the house have been altered by way of minor works, designated exempted works, or exempted works under the Buildings Ordinance after completion of the Development, the latest condition of which is shown on the relevant latest layout plan. The alteration works are as follows:
 - Swing door location and block wall location have been modified.
 - Swing door direction has been modified.
 - Balustrade has been omitted and new partition wall has been added.
 - New raised platform has been added.
- Please refer to same page of this sales brochure in studying items of minor works, designated exempted works or exempted works under the Buildings Ordinance made in this unit as indicated with blue wavy line ().

備註:

- 洋房某些部份因在發展項目落成後進行小型工程、指定豁免工程或獲《建築物條例》豁免的工程而有所改動，現狀請參閱有關現狀間隔平面圖。該等改動如下：
 - 掩門及磚牆的位置已被修改。
 - 掩門的開門方向已被修改。
 - 欄桿已被省略及加建新間牆。
 - 加建新升高地台。
- 請參閱本售樓說明書本頁以協助閱讀本單位以藍色曲線 () 顯示之有關已完成的小型工程、指定豁免工程或獲《建築物條例》豁免的工程。

11. FLOOR PLANS OF RESIDENTIAL PROPERTIES IN THE DEVELOPMENT

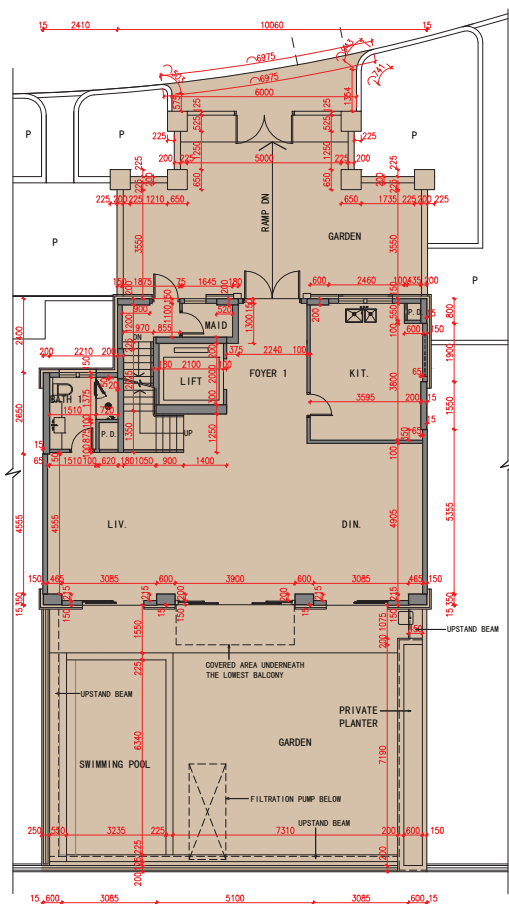
發展項目的住宅物業的樓面平面圖

House 38
38 號洋房

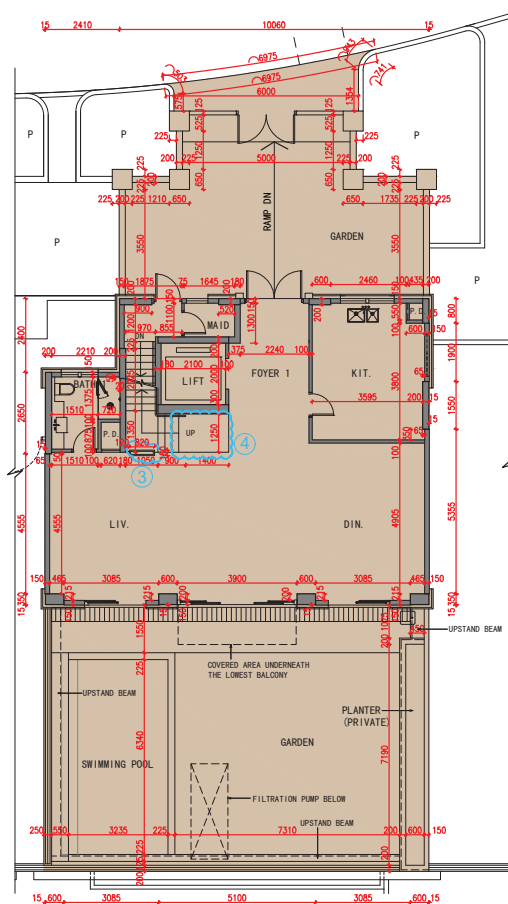


As Per Approved General Building Plan
根據批准建築圖則

Latest Layout Plan
現狀間隔平面圖



G/F
地下



G/F
地下

Scale 比例: 0 5 (M米)

Notes:

- Certain parts of the house have been altered by way of minor works, designated exempted works, or exempted works under the Buildings Ordinance after completion of the Development, the latest condition of which is shown on the relevant latest layout plan. The alteration works are as follows:
 - Balustrade has been omitted and new partition wall has been added.
 - New raised platform has been added.
- Please refer to same page of this sales brochure in studying items of minor works, designated exempted works or exempted works under the Buildings Ordinance made in this unit as indicated with blue wavy line ().

備註:

- 洋房某些部份因在發展項目落成後進行小型工程、指定豁免工程或獲《建築物條例》豁免的工程而有所改動，現狀請參閱有關現狀間隔平面圖。該等改動如下：
 - 欄桿已被省略及加建新間牆。
 - 加建新升高地台。
- 請參閱本售樓說明書本頁以協助閱讀本單位以藍色曲線 () 顯示之有關已完成的小型工程、指定豁免工程或獲《建築物條例》豁免的工程。

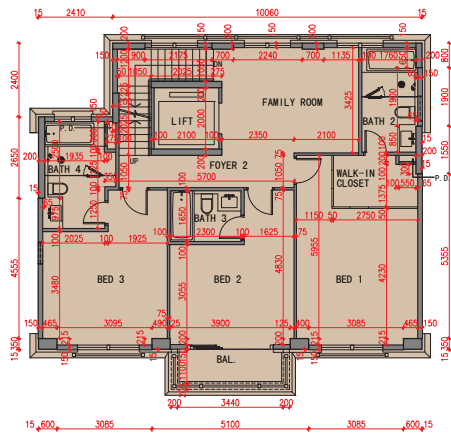
11. FLOOR PLANS OF RESIDENTIAL PROPERTIES IN THE DEVELOPMENT

發展項目的住宅物業的樓面平面圖

House 38 38號洋房

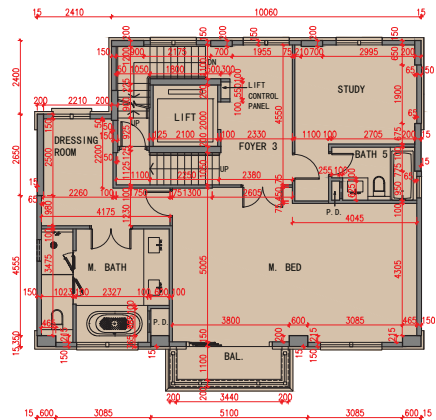


As Per Approved General Building Plan
根據批准建築圖則



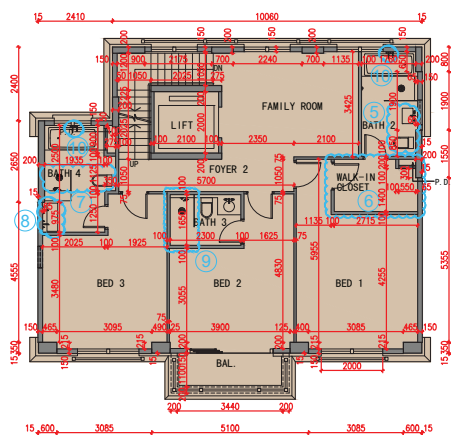
1/F
1樓

As Per Approved General Building Plan
根據批准建築圖則



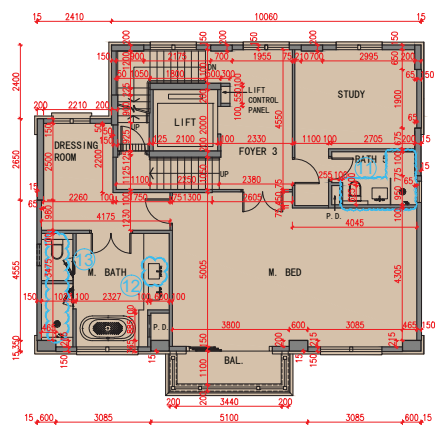
2/F
2樓

Latest Layout Plan
現狀間隔平面圖



1/F
1樓

Latest Layout Plan
現狀間隔平面圖



2/F
2樓

Scale 比例: 0 5 (M米)

Notes:

- Certain parts of the house have been altered by way of minor works, designated exempted works, or exempted works under the Buildings Ordinance after completion of the Development, the latest condition of which is shown on the relevant latest layout plan. The alteration works are as follows:
 - Wash basin and water closet location have been modified.
 - Partition walls have been omitted and new block walls have been added.
 - Shower compartment and water closet have been relocated.
 - Mixer has been added.
 - Bath tub has been replaced by shower compartment.
 - Mixer location has been modified.
 - Wash basin and water closet location have been modified. Bath tub has been replaced by shower compartment.
 - Wash basin location has been modified.
 - Shower compartment and water closet location have been modified.
- Please refer to same page of this sales brochure in studying items of minor works, designated exempted works or exempted works under the Buildings Ordinance made in this unit as indicated with blue wavy line ().

備註:

- 洋房某些部份因在發展項目落成後進行小型工程、指定豁免工程或獲《建築物條例》豁免的工程而有所改動，現狀請參閱有關現狀間隔平面圖。該等改動如下：
 - 洗手盆及坐廁的位置已被修改。
 - 間牆已被省略及加建新磚牆。
 - 淋浴間及坐廁的位置已被修改。
 - 加建水龍頭。
 - 浴缸已被修改為淋浴間。
 - 水龍頭的位置已被修改。
 - 洗手盆及坐廁的位置已被修改。浴缸已被修改為淋浴間。
 - 洗手盆的位置已被修改。
 - 淋浴間及坐廁的位置已被修改。
- 請參閱本售樓說明書本頁以協助閱讀本單位以藍色曲線 () 顯示之有關已完成的小型工程、指定豁免工程或獲《建築物條例》豁免的工程。

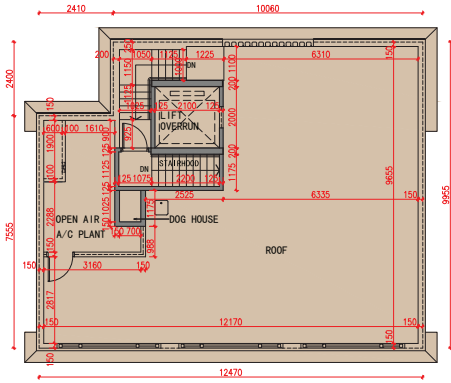
11. FLOOR PLANS OF RESIDENTIAL PROPERTIES IN THE DEVELOPMENT

發展項目的住宅物業的樓面平面圖

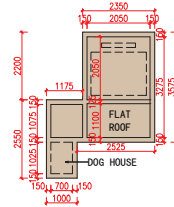
House 38
38號洋房



As Per Approved General Building Plan
根據批准建築圖則

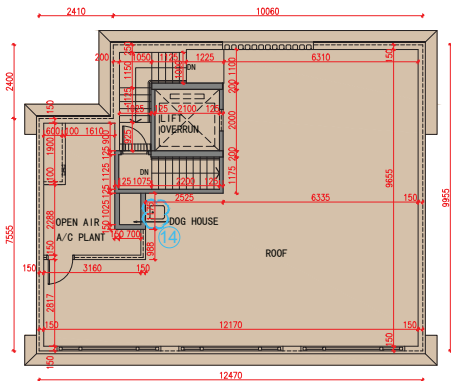


Roof
天台



Top Roof
上層天台

Latest Layout Plan
現狀間隔平面圖



Roof
天台

Scale 比例： (M米)

Notes:

- Certain parts of the house have been altered by way of minor works, designated exempted works, or exempted works under the Buildings Ordinance after completion of the Development, the latest condition of which is shown on the relevant latest layout plan. The alteration works are as follows:
⑭ Sink location has been modified.
- Please refer to same page of this sales brochure in studying items of minor works, designated exempted works or exempted works under the Buildings Ordinance made in this unit as indicated with blue wavy line (⑭).

備註：

- 洋房某些部份因在發展項目落成後進行小型工程、指定豁免工程或獲《建築物條例》豁免的工程而有所改動，現狀請參閱有關現狀間隔平面圖。該等改動如下：
⑭ 洗滌盆的位置已被修改。
- 請參閱本售樓說明書本頁以協助閱讀本單位以藍色曲線(⑭)顯示之有關已完成的小型工程、指定豁免工程或獲《建築物條例》豁免的工程。

11. FLOOR PLANS OF RESIDENTIAL PROPERTIES IN THE DEVELOPMENT 發展項目的住宅物業的樓面平面圖

	Floor 樓層	Floor to floor height of each residential property (mm) 每個住宅物業的層與層之間的高度(毫米)	The thickness of the floor slabs (excluding plaster) of each residential property (mm) 每個住宅物業的樓板(不包括灰泥)的厚度(毫米)
HOUSE 38 38號洋房	LG/F 地下低層	3500, 4000*	200, 250
	G/F 地下	4500	150, 300
	1/F 1樓	3300	150, 300
	2/F 2樓	3500	150, 300
	Roof 天台	3070, 4950	150
	Top Roof 上層天台	Not Applicable 不適用	Not Applicable 不適用

The internal areas of the residential properties on the upper floors will generally be slightly larger than those on the lower floors because of the reducing thickness of the structural walls on the upper floors. (Not applicable)

因住宅物業的較高樓層的結構牆的厚度遞減，較高樓層的內部面積，一般比較低樓層的內部面積稍大(不適用)。

Notes:

- The dimensions in the floor plan are all structural dimensions in millimeter.
- There may be architectural features and/or exposed pipes on external walls of some houses and/or blocks. For details, please refer to the latest approved building plans.
- There may be air-conditioners on designated open air area or air-conditioner platform or flat roof or roof of some houses and/or blocks. For details, please refer to the latest approved building plans.
- Common and/or private pipes exposure and/or enclosed in cladding are located at/adjacent to flat roof and/or external wall of some houses and/or blocks. For details, please refer to the latest approved building plans.
- There are ceiling bulkheads and/or sunken slabs and/or trenches of the above houses and/or blocks for the Mechanical and Electrical services.
- Please refer to pages 21 to 24 of this sales brochure for legend of the terms and abbreviations and guidance notes in studying the floor plans of this section.
- Floor to Floor height refers to the height between the top surface of the structure slab of a floor and the top surface of the structure slab of its immediate upper floor.

* Inclusive of the trench depth of the trench slab on the floor of this floor 500mm.

備註：

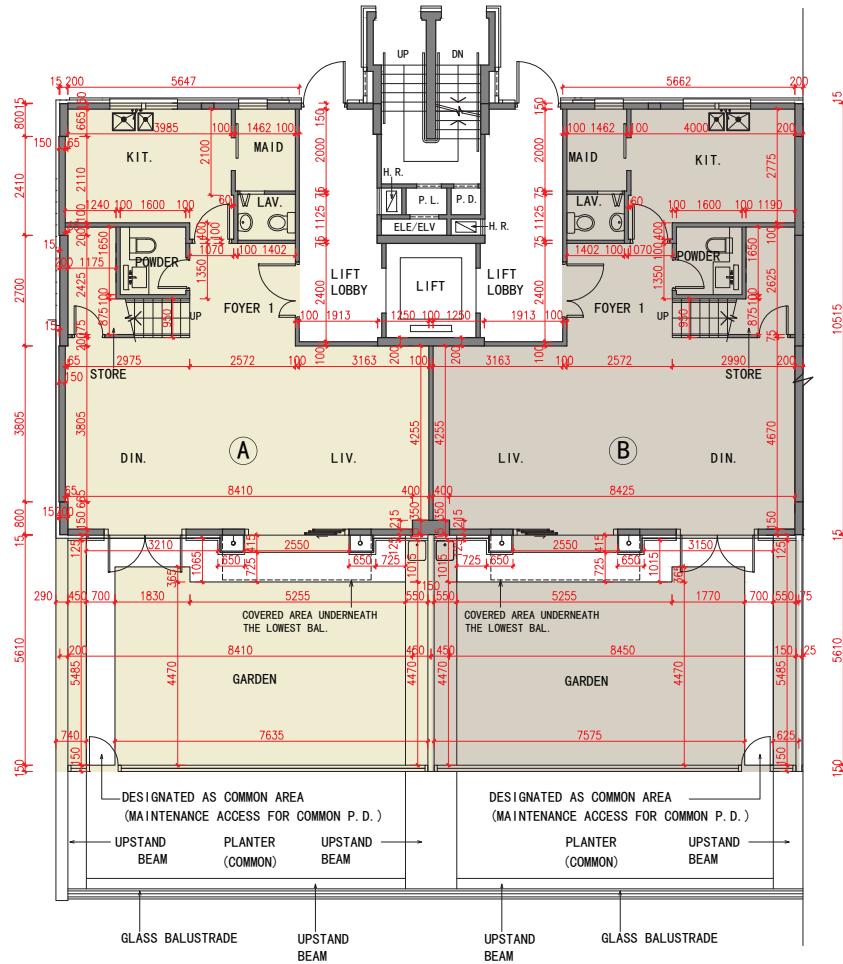
- 平面圖所列之數字為以毫米標示之建築結構尺寸。
- 部份洋房及/或多單位建築物的外牆設有建築裝飾及/或外露喉管。詳細資料請參考最新批准之建築圖則。
- 部份洋房及/或多單位建築物的指定露天地方或冷氣機平台或平台或天台設有冷氣機。詳細資料請參考最新批准之建築圖則。
- 部份洋房及/或多單位建築物的平台及/或外牆設有外露及/或外牆裝飾板內藏之公用及/或私人喉管。詳細資料請參考最新批准的建築圖則。
- 部份洋房及/或多單位建築物有天花假陣及/或有跌級樓板及/或坑道以內藏機電設備。
- 請參閱本售樓說明書第21至24頁之圖例及指引以協助解讀此部分的平面圖及其顯示之名稱及簡稱。
- 層與層之間的高度指該樓層之石屎地台上一層石屎地台之高度距離。

* 包括本層地台坑道樓板之坑道深度500毫米。

This page left blank intentionally
本頁故意留白

11. FLOOR PLANS OF RESIDENTIAL PROPERTIES IN THE DEVELOPMENT
 發展項目的住宅物業的樓面平面圖

Block 1
 第1座



G/F
 地下

Scale 比例 : 0 5 (M米)

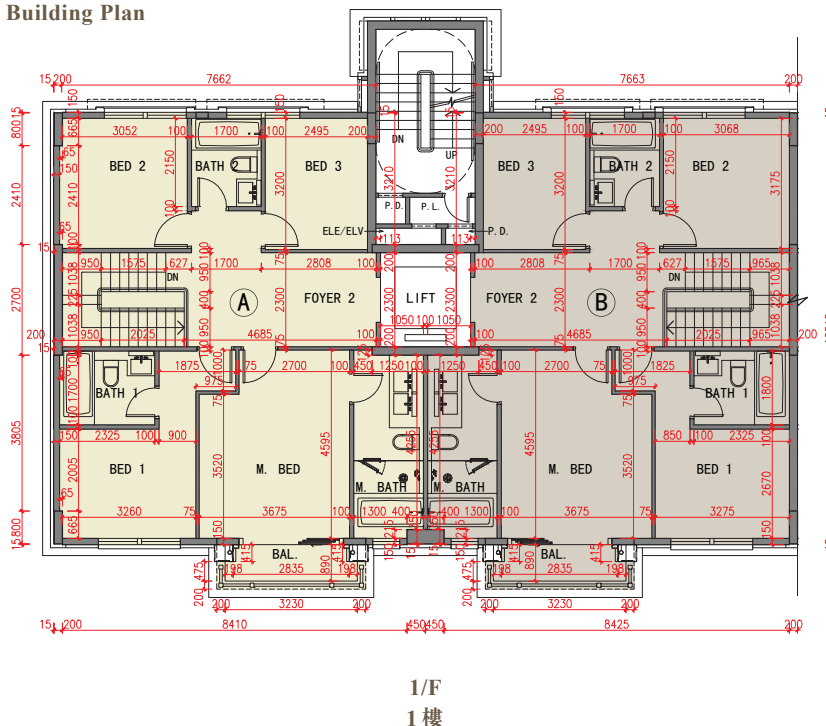
11. FLOOR PLANS OF RESIDENTIAL PROPERTIES IN THE DEVELOPMENT

發展項目的住宅物業的樓面平面圖

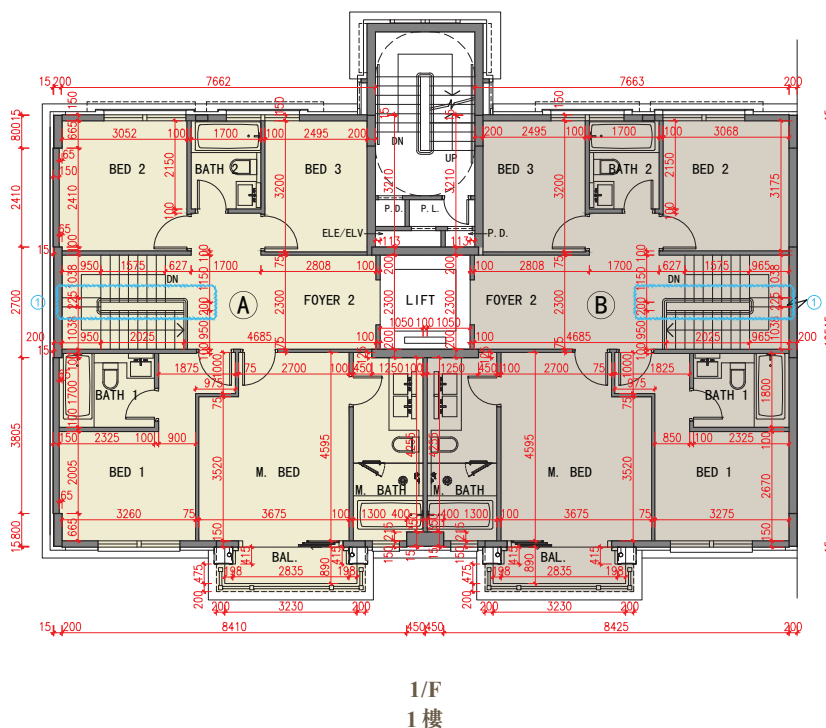
Block 1 第1座



As Per Approved General Building Plan 根據批准建築圖則



Latest Layout Plan 現狀間隔平面圖



Scale 比例: 0 5 (M米)

Notes:

- This part of Block 1 has been altered by way of minor works, designated exempted works, or exempted works under the Buildings Ordinance after completion of the Development, the latest condition of which is shown on the relevant latest layout plan. The alteration works are as follows:
 - Alteration of staircase width.
- Please refer to same page of this sales brochure in studying items of minor works, designated exempted works or exempted works under the Buildings Ordinance made in this unit as indicated with blue wavy line ().

備註:

- 第1座此部份因在發展項目落成後進行小型工程、指定豁免工程或獲《建築物條例》豁免的工程而有所改動，現狀請參閱有關現狀間隔平面圖。該等改動如下：
 - 改動樓梯的闊度。
- 請參閱本售樓說明書本頁以協助閱讀本單位以藍色曲線()顯示之有關已完成的小型工程、指定豁免工程或獲《建築物條例》豁免的工程。

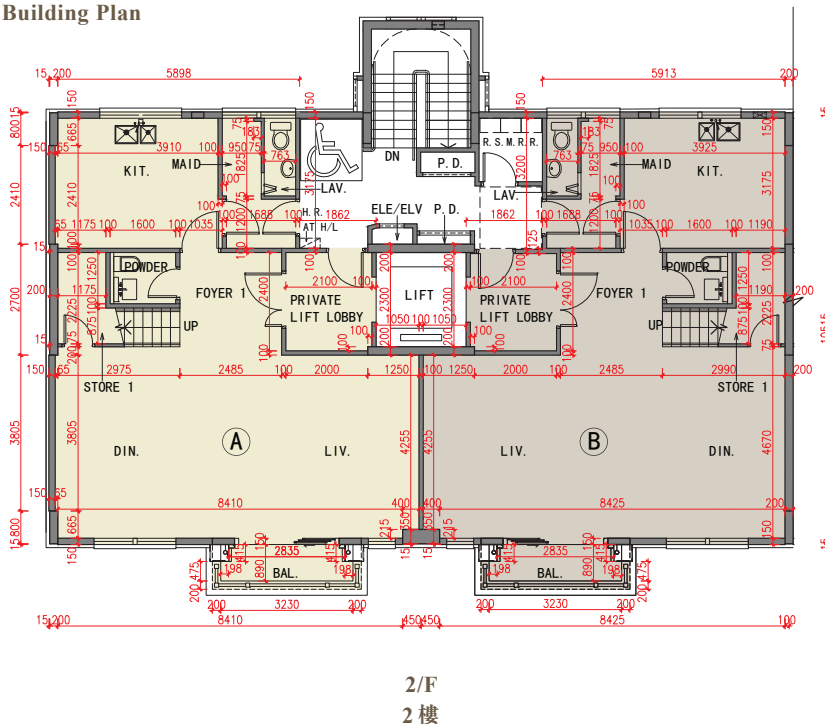
11. FLOOR PLANS OF RESIDENTIAL PROPERTIES IN THE DEVELOPMENT

發展項目的住宅物業的樓面平面圖

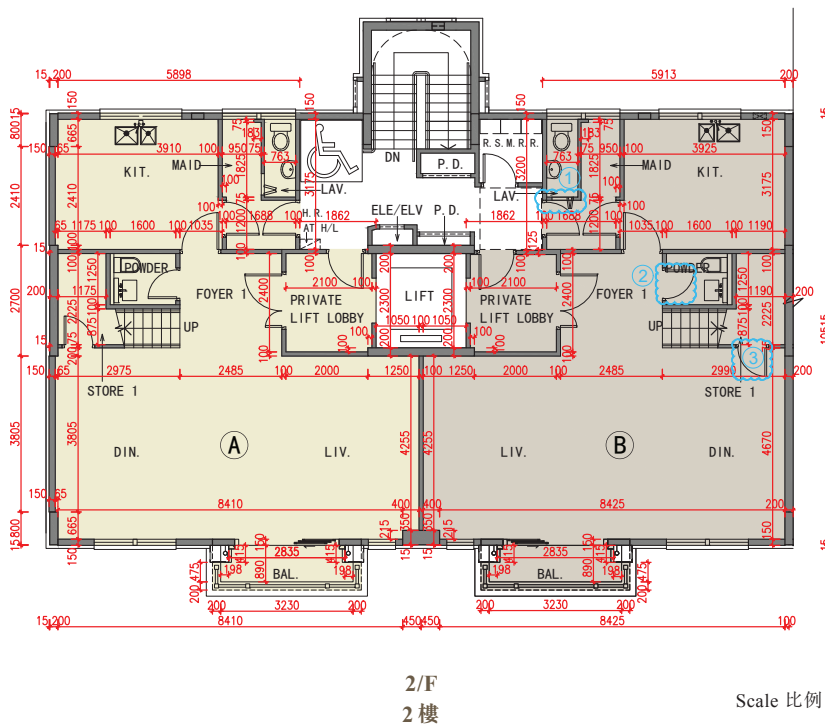
Block 1 第1座



As Per Approved General Building Plan 根據批准建築圖則



Latest Layout Plan 現狀間隔平面圖



Scale 比例: 0 5 (M米)

Notes:

- This part of Block 1 has been altered by way of minor works, designated exempted works, or exempted works under the Buildings Ordinance after completion of the Development, the latest condition of which is shown on the relevant latest layout plan. The alteration works are as follows:
 - Bi-fold door location has been modified.
 - Swing door direction has been modified.
 - Swing door location and swing direction have been modified.
- Please refer to same page of this sales brochure in studying items of minor works, designated exempted works or exempted works under the Buildings Ordinance made in this unit as indicated with blue wavy line ().

備註:

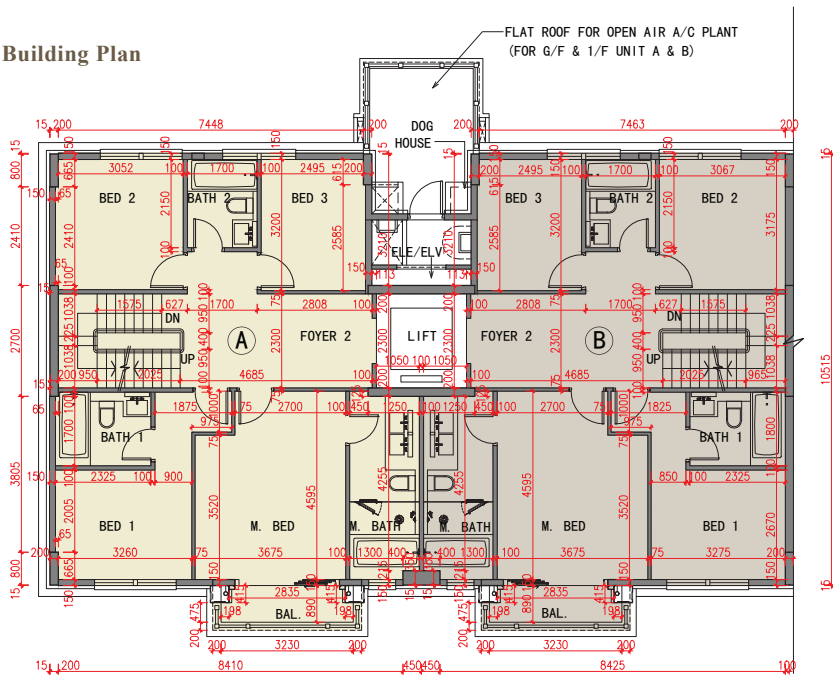
- 第1座此部份因在發展項目落成後進行小型工程、指定豁免工程或獲《建築物條例》豁免的工程而有所改動，現狀請參閱有關現狀間隔平面圖。該等改動如下：
 - 雙折門的位置已被修改。
 - 掩門的開門方向已被修改。
 - 掩門的位置及開門方向已被修改。
- 請參閱本售樓說明書本頁以協助閱讀本單位以藍色曲線 () 顯示之有關已完成的小型工程、指定豁免工程或獲《建築物條例》豁免的工程。

11. FLOOR PLANS OF RESIDENTIAL PROPERTIES IN THE DEVELOPMENT
 發展項目的住宅物業的樓面平面圖

Block 1
 第1座



As Per Approved General Building Plan
 根據批准建築圖則



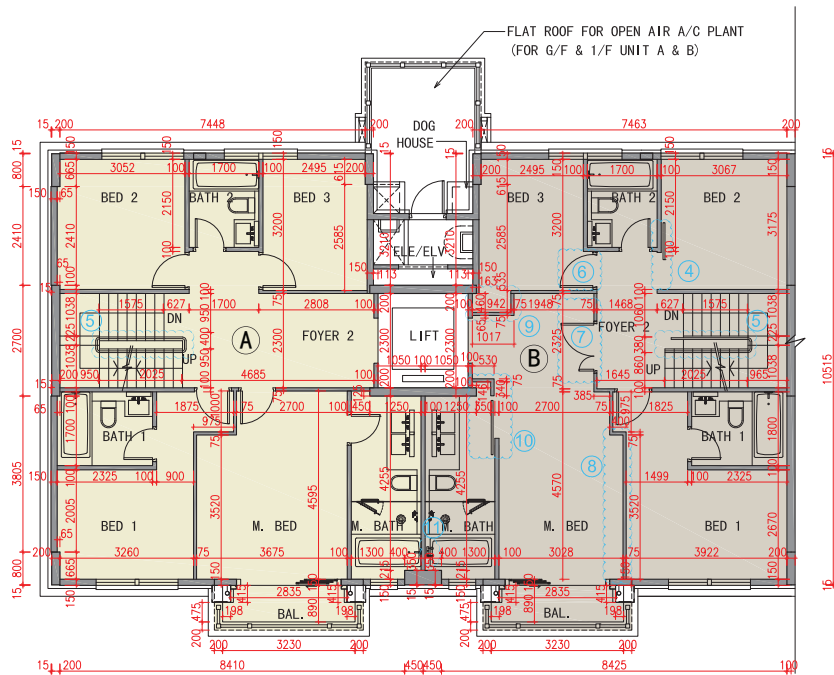
3/F
 3樓

11. FLOOR PLANS OF RESIDENTIAL PROPERTIES IN THE DEVELOPMENT

發展項目的住宅物業的樓面平面圖

Block 1 第1座

Latest Layout Plan 現狀間隔平面圖



3/F
3樓

Scale 比例: (M米)

Notes:

- This part of Block 1 has been altered by way of minor works, designated exempted works, or exempted works under the Buildings Ordinance after completion of the Development, the latest condition of which is shown on the relevant latest layout plan. The alteration works are as follows:
 - Swing door replaced with sliding door.
 - Alternation of staircase width.
 - Swing door location has been modified.
 - New block walls and swing doors have been added.
 - Block walls have been modified.
 - Block walls have been modified.
 - Block walls have been modified. Swing door replaced with sliding door.
 - Mixer location has been modified.
- Please refer to same page of this sales brochure in studying items of minor works, designated exempted works or exempted works under the Buildings Ordinance made in this unit as indicated with blue wavy line ().

備註:

- 第1座此部份因在發展項目落成後進行小型工程、指定豁免工程或獲《建築物條例》豁免的工程而有所改動，現狀請參閱有關現狀間隔平面圖。該等改動如下：
 - 掩門修改為趟門。
 - 改動樓梯的闊度。
 - 掩門的位置已被修改。
 - 加建新磚牆及掩門。
 - 磚牆已被修改。
 - 磚牆已被修改。
 - 磚牆已被修改。掩門修改為趟門。
 - 水龍頭的位置已被修改。
- 請參閱本售樓說明書本頁以協助閱讀本單位以藍色曲線 () 顯示之有關已完成的小型工程、指定豁免工程或獲《建築物條例》豁免的工程。

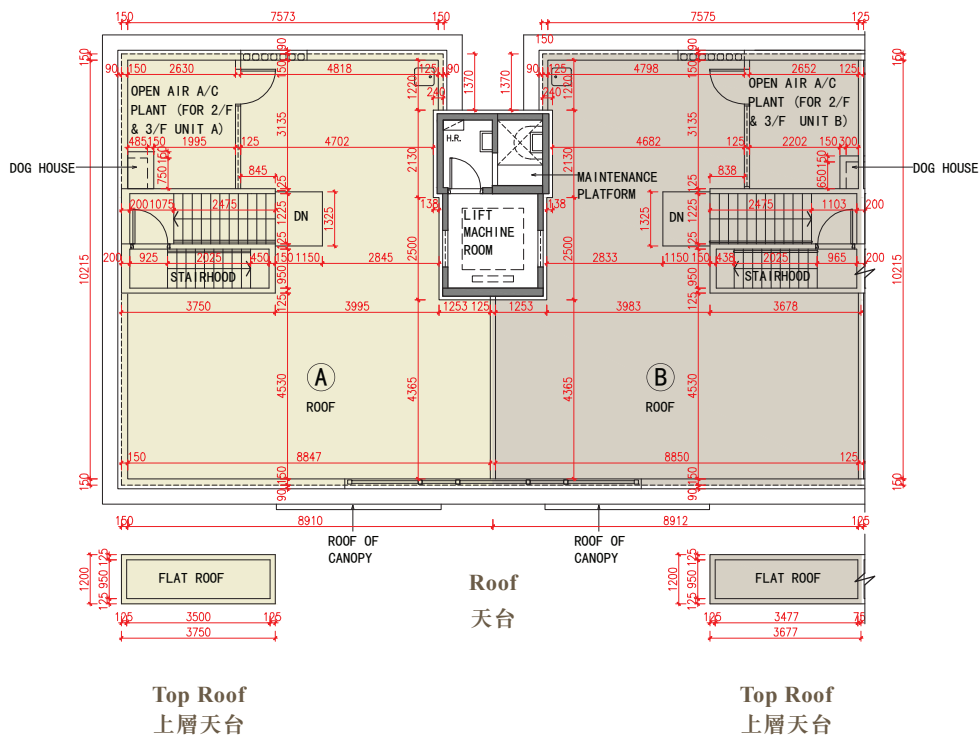
11. FLOOR PLANS OF RESIDENTIAL PROPERTIES IN THE DEVELOPMENT

發展項目的住宅物業的樓面平面圖

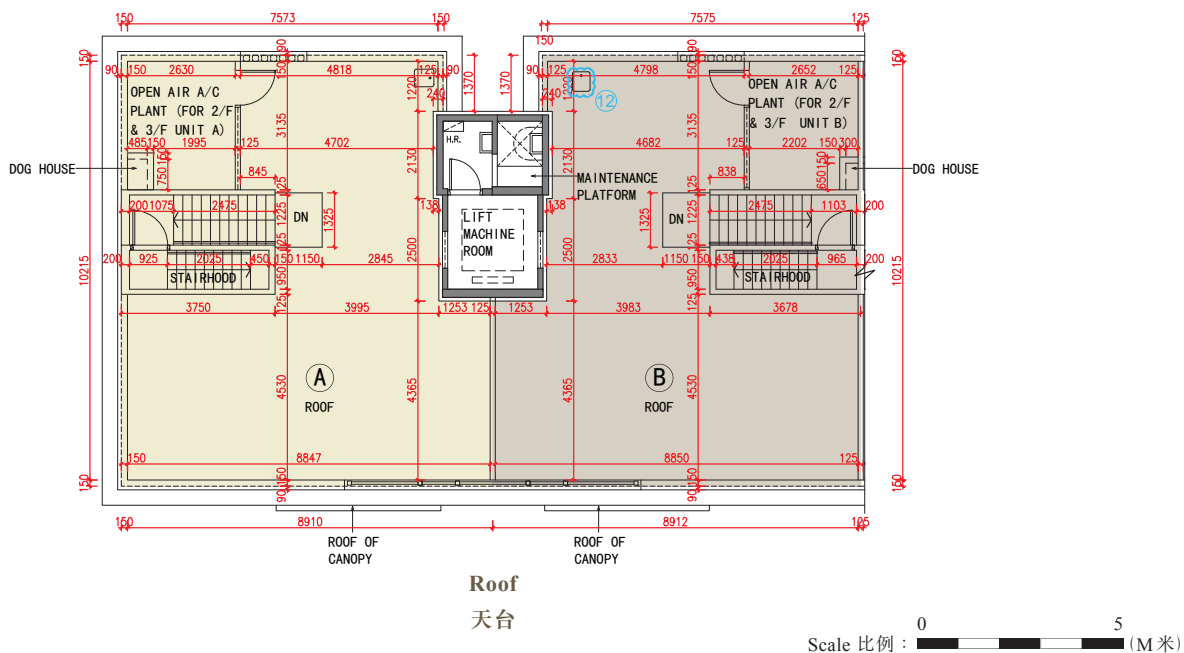
Block 1
第1座



As Per Approved General Building Plan
根據批准建築圖則



Latest Layout Plan
現狀間隔平面圖



Notes:

- This part of Block 1 has been altered by way of minor works, designated exempted works, or exempted works under the Buildings Ordinance after completion of the Development, the latest condition of which is shown on the relevant latest layout plan. The alteration works are as follows:
(12) Sink location has been modified.
- Please refer to same page of this sales brochure in studying items of minor works, designated exempted works or exempted works under the Buildings Ordinance made in this unit as indicated with blue wavy line ().

備註:

- 第1座此部份因在發展項目落成後進行小型工程、指定豁免工程或獲《建築物條例》豁免的工程而有所改動，現狀請參閱有關現狀間隔平面圖。該等改動如下：
(12) 洗滌盆的位置已被修改。
- 請參閱本售樓說明書本頁以協助閱讀本單位以藍色曲線()顯示之有關已完成的小型工程、指定豁免工程或獲《建築物條例》豁免的工程。

11. FLOOR PLANS OF RESIDENTIAL PROPERTIES IN THE DEVELOPMENT 發展項目的住宅物業的樓面平面圖

	Floor 樓層	Floor to floor height of each residential property (mm) 每個住宅物業的層與層之間的高度(毫米)		The thickness of the floor slabs (excluding plaster) of each residential property (mm) 每個住宅物業的樓板(不包括灰泥)的厚度(毫米)	
		Unit A A單位	Unit B B單位	Unit A A單位	Unit B B單位
BLOCK 1 第1座	G/F 地下	3500, 3850*	3500	150, 175	150, 175
	1/F 1樓	3050, 3150, 3500	3050, 3150, 3500	150, 175	150, 175
	2/F 2樓	3500, 3850*, 3950#	3500, 3850*, 3950#	150, 175	150, 175
	3/F 3樓	3500	3500	150, 175	150, 175
	Roof 天台	3125	3125	150	150
	Top Roof 上層天台	Not Applicable 不適用	Not Applicable 不適用	Not Applicable 不適用	Not Applicable 不適用

The internal areas of the residential properties on the upper floors will generally be slightly larger than those on the lower floors because of the reducing thickness of the structural walls on the upper floors. (Not applicable)

因住宅物業的較高樓層的結構牆的厚度遞減，較高樓層的內部面積，一般比較低樓層的內部面積稍大(不適用)。

Notes:

- The dimensions in the floor plan are all structural dimensions in millimeter.
- There may be architectural features and/or exposed pipes on external walls of some houses and/or blocks. For details, please refer to the latest approved building plans.
- There may be air-conditioners on designated open air area or air-conditioner platform or flat roof or roof of some houses and/or blocks. For details, please refer to the latest approved building plans.
- Common and/or private pipes exposal and/or enclosed in cladding are located at/adjacent to flat roof and/or external wall of some houses and/or blocks. For details, please refer to the latest approved building plans.
- There are ceiling bulkheads and/or sunken slabs and/or trenches of the above houses and/or blocks for the Mechanical and Electrical services.
- Please refer to pages 21 to 24 of this sales brochure for legend of the terms and abbreviations and guidance notes in studying the floor plans of this section.
- Floor to Floor height refers to the height between the top surface of the structure slab of a floor and the top surface of the structure slab of its immediate upper floor.

* Inclusive of the sunken depth of the sunken slab on the floor of this floor 350mm.

Inclusive of the sunken depth of the sunken slab on the floor of this floor 450mm.

備註：

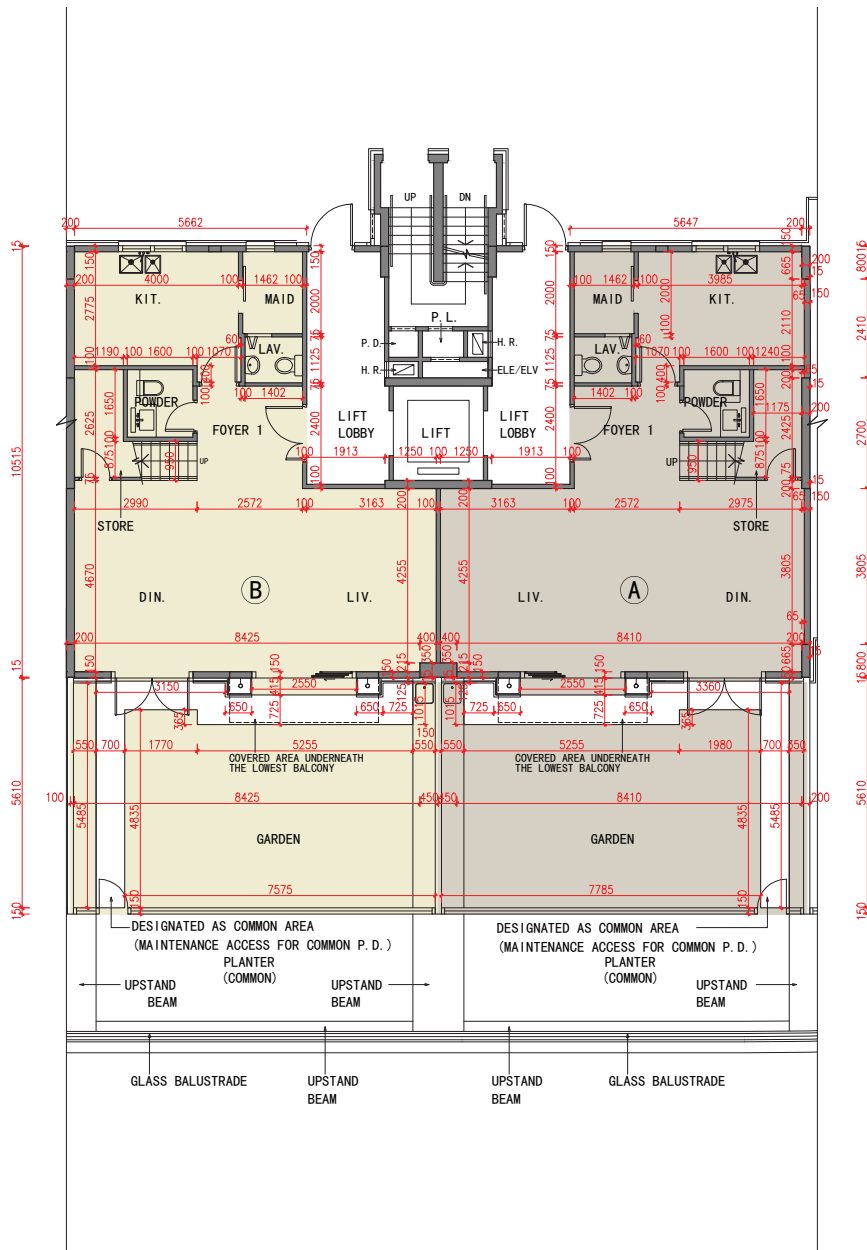
- 平面圖所列之數字為以毫米標示之建築結構尺寸。
- 部份洋房及/或多單位建築物的外牆設有建築裝飾及/或外露喉管。詳細資料請參考最新批准之建築圖則。
- 部份洋房及/或多單位建築物的指定露天地方或冷氣機平台或平台或天台設有冷氣機。詳細資料請參考最新批准之建築圖則。
- 部份洋房及/或多單位建築物的平台及/或外牆設有外露及/或外牆裝飾板內藏之公用及/或私人喉管。詳細資料請參考最新批准的建築圖則。
- 部份洋房及/或多單位建築物有天花假陣及/或有跌級樓板及/或坑道以內藏機電設備。
- 請參閱本售樓說明書第21至24頁之圖例及指引以協助解讀此部分的平面圖及其顯示之名稱及簡稱。
- 層與層之間的高度指該樓層之石屎地台上一層石屎地台之高度距離。

* 包括本層地台跌級樓板之跌級深度350毫米。

包括本層地台跌級樓板之跌級深度450毫米。

11. FLOOR PLANS OF RESIDENTIAL PROPERTIES IN THE DEVELOPMENT
 發展項目的住宅物業的樓面平面圖

Block 2
 第2座



G/F
 地下

Scale 比例 : 0 5 (M米)

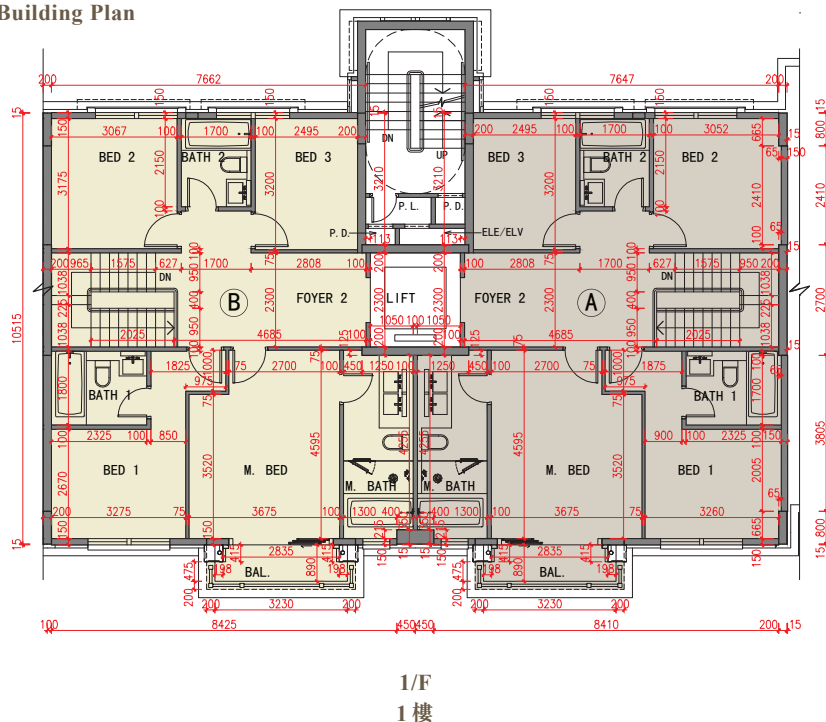
11. FLOOR PLANS OF RESIDENTIAL PROPERTIES IN THE DEVELOPMENT

發展項目的住宅物業的樓面平面圖

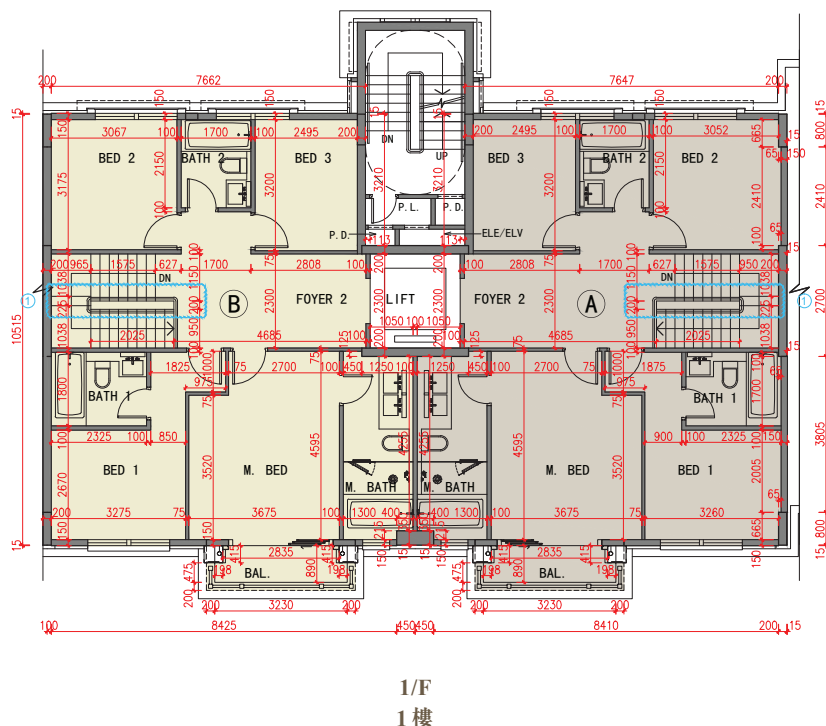
Block 2
第2座



As Per Approved General Building Plan
根據批准建築圖則



Latest Layout Plan
現狀間隔平面圖



Scale 比例: 0 5 (M米)

Notes:

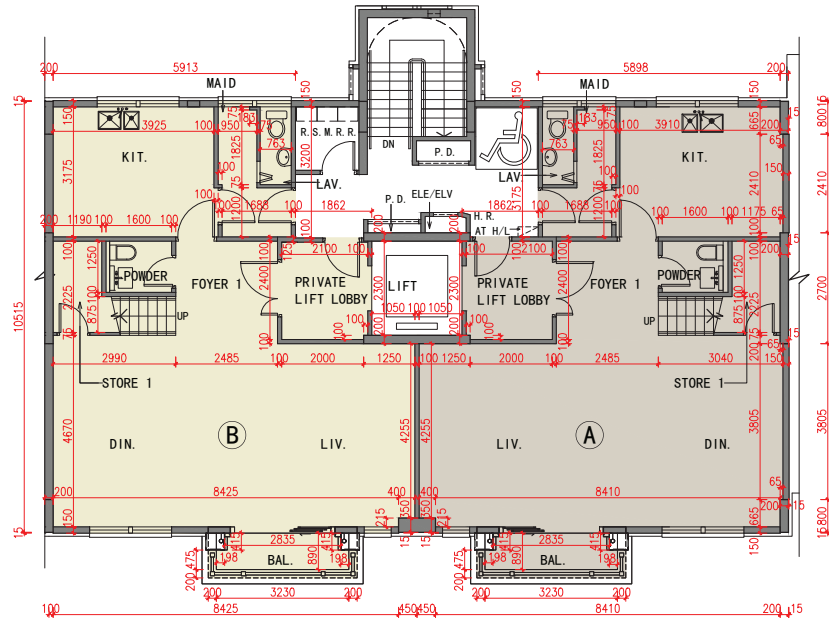
- This part of Block 2 has been altered by way of minor works, designated exempted works, or exempted works under the Buildings Ordinance after completion of the Development, the latest condition of which is shown on the relevant latest layout plan. The alteration works are as follows:
 - Alteration of staircase width.
- Please refer to same page of this sales brochure in studying items of minor works, designated exempted works or exempted works under the Buildings Ordinance made in this unit as indicated with blue wavy line ().

備註:

- 第2座此部份因在發展項目落成後進行小型工程、指定豁免工程或獲《建築物條例》豁免的工程而有所改動，現狀請參閱有關現狀間隔平面圖。該等改動如下：
 - 改動樓梯的闊度。
- 請參閱本售樓說明書本頁以協助閱讀本單位以藍色曲線 () 顯示之有關已完成的小型工程、指定豁免工程或獲《建築物條例》豁免的工程。

11. FLOOR PLANS OF RESIDENTIAL PROPERTIES IN THE DEVELOPMENT
 發展項目的住宅物業的樓面平面圖

Block 2
 第2座



2/F
 2樓

Scale 比例 : (M米)

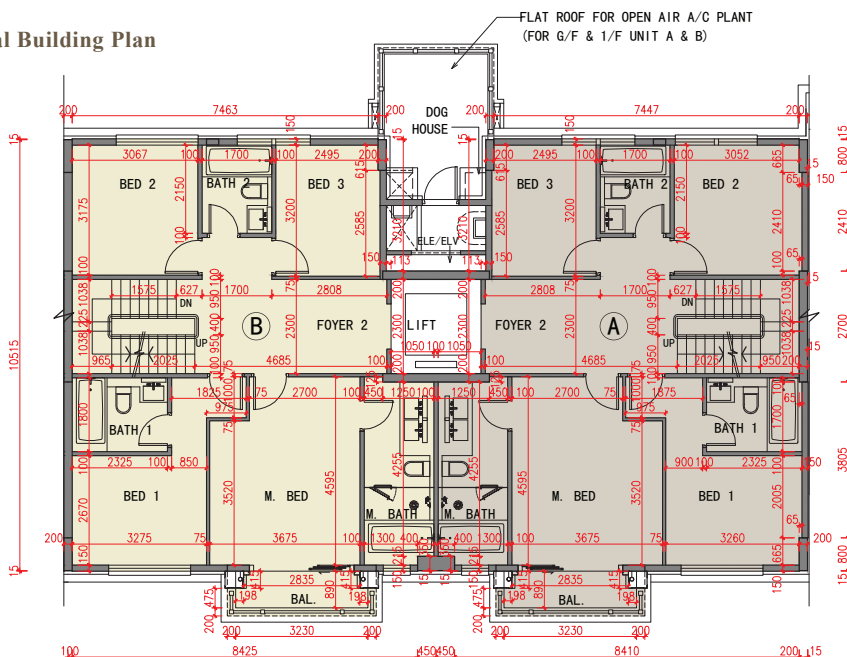
11. FLOOR PLANS OF RESIDENTIAL PROPERTIES IN THE DEVELOPMENT

發展項目的住宅物業的樓面平面圖

Block 2 第2座

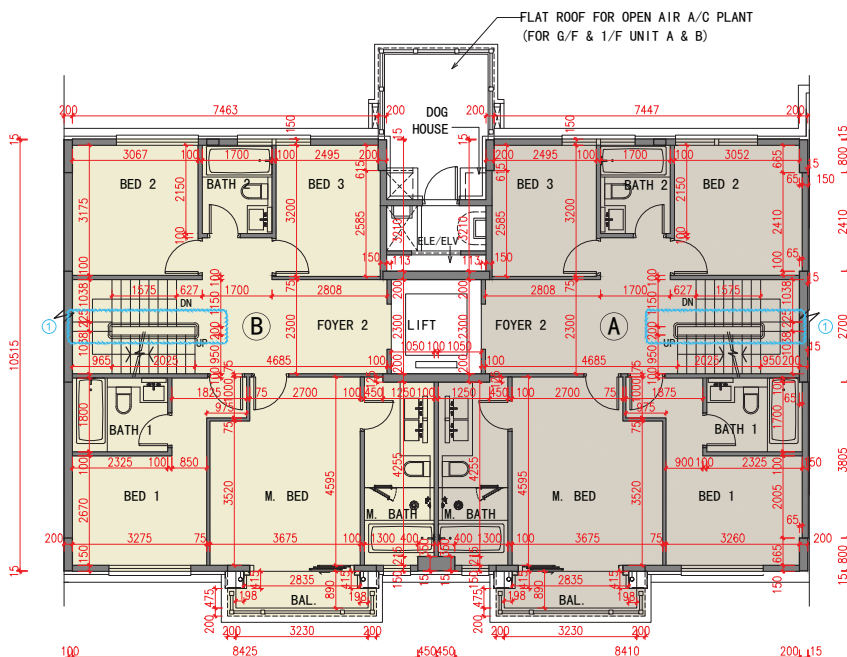


As Per Approved General Building Plan 根據批准建築圖則



3/F
3樓

Latest Layout Plan 現狀間隔平面圖



3/F
3樓

Scale 比例: 0 5 (M米)

Notes:

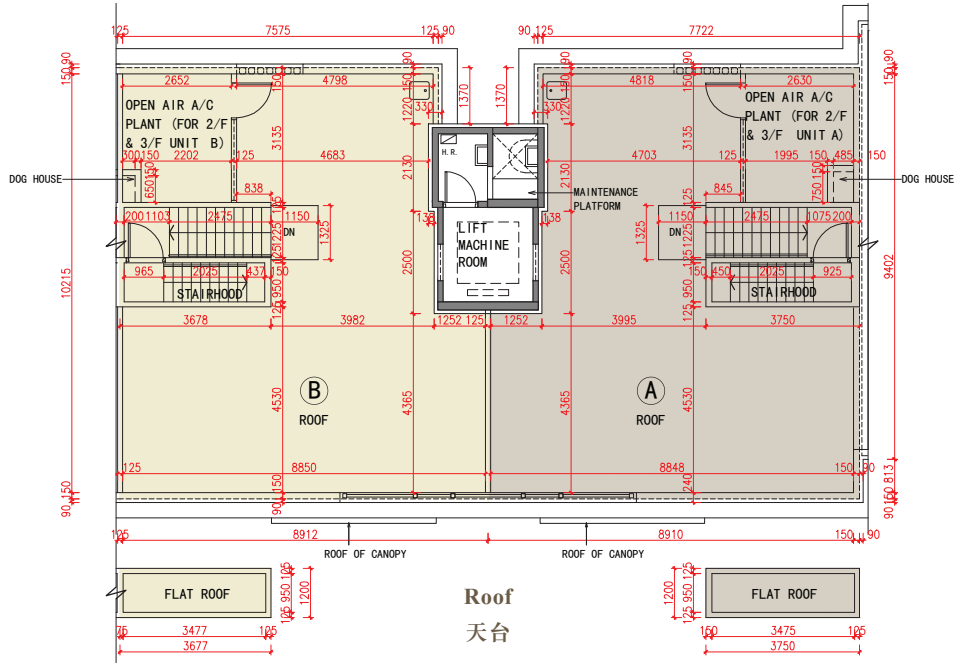
- This part of Block 2 has been altered by way of minor works, designated exempted works, or exempted works under the Buildings Ordinance after completion of the Development, the latest condition of which is shown on the relevant latest layout plan. The alteration works are as follows:
 - Alteration of staircase width.
- Please refer to same page of this sales brochure in studying items of minor works, designated exempted works or exempted works under the Buildings Ordinance made in this unit as indicated with blue wavy line ().

備註:

- 第2座此部份因在發展項目落成後進行小型工程、指定豁免工程或獲《建築物條例》豁免的工程而有所改動，現狀請參閱有關現狀間隔平面圖。該等改動如下：
 - 改動樓梯的闊度。
- 請參閱本售樓說明書本頁以協助閱讀本單位以藍色曲線 () 顯示之有關已完成的小型工程、指定豁免工程或獲《建築物條例》豁免的工程。

11. FLOOR PLANS OF RESIDENTIAL PROPERTIES IN THE DEVELOPMENT
 發展項目的住宅物業的樓面平面圖

Block 2
 第2座



Top Roof
 上層天台

Top Roof
 上層天台

11. FLOOR PLANS OF RESIDENTIAL PROPERTIES IN THE DEVELOPMENT 發展項目的住宅物業的樓面平面圖

	Floor 樓層	Floor to floor height of each residential property (mm) 每個住宅物業的層與層之間的高度(毫米)		The thickness of the floor slabs (excluding plaster) of each residential property (mm) 每個住宅物業的樓板(不包括灰泥)的厚度(毫米)	
		Unit A A單位	Unit B B單位	Unit A A單位	Unit B B單位
BLOCK 2 第2座	G/F 地下	3500, 3850*	3500	150, 175	150, 175
	1/F 1樓	3050, 3150, 3500	3050, 3150, 3500	150, 175	150, 175
	2/F 2樓	3500, 3850*, 3950#	3500, 3850*, 3950#	150, 175	150, 175
	3/F 3樓	3500	3500	150, 175	150, 175
	Roof 天台	3125	3125	150	150
	Top Roof 上層天台	Not Applicable 不適用	Not Applicable 不適用	Not Applicable 不適用	Not Applicable 不適用

The internal areas of the residential properties on the upper floors will generally be slightly larger than those on the lower floors because of the reducing thickness of the structural walls on the upper floors. (Not applicable)

因住宅物業的較高樓層的結構牆的厚度遞減，較高樓層的內部面積，一般比較低樓層的內部面積稍大(不適用)。

Notes:

- The dimensions in the floor plan are all structural dimensions in millimeter.
- There may be architectural features and/or exposed pipes on external walls of some houses and/or blocks. For details, please refer to the latest approved building plans.
- There may be air-conditioners on designated open air area or air-conditioner platform or flat roof or roof of some houses and/or blocks. For details, please refer to the latest approved building plans.
- Common and/or private pipes exposal and/or enclosed in cladding are located at/adjacent to flat roof and/or external wall of some houses and/or blocks. For details, please refer to the latest approved building plans.
- There are ceiling bulkheads and/or sunken slabs and/or trenches of the above houses and/or blocks for the Mechanical and Electrical services.
- Please refer to pages 21 to 24 of this sales brochure for legend of the terms and abbreviations and guidance notes in studying the floor plans of this section.
- Floor to Floor height refers to the height between the top surface of the structure slab of a floor and the top surface of the structure slab of its immediate upper floor.

* Inclusive of the sunken depth of the sunken slab on the floor of this floor 350mm.

Inclusive of the sunken depth of the sunken slab on the floor of this floor 450mm.

備註：

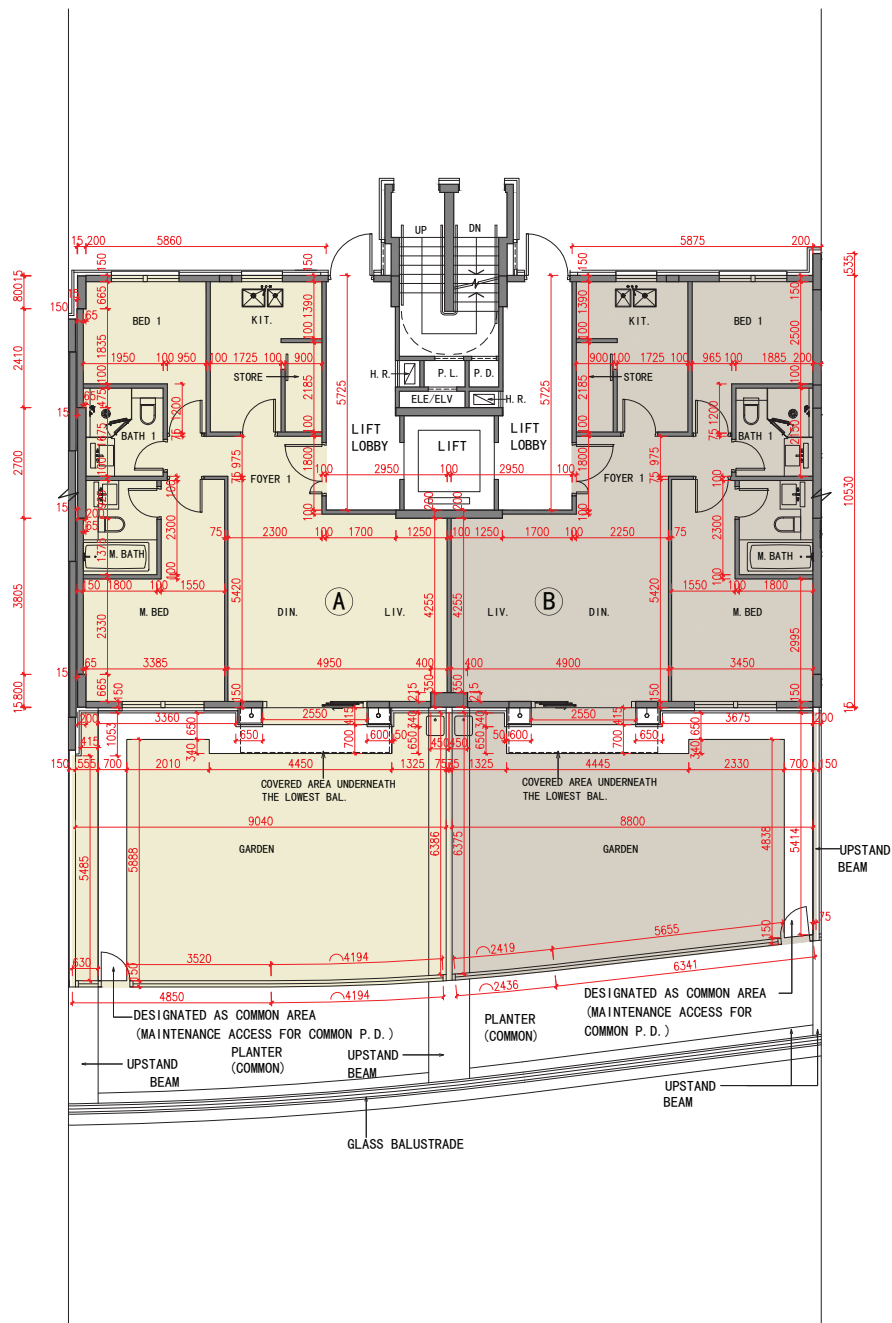
- 平面圖所列之數字為以毫米標示之建築結構尺寸。
- 部份洋房及/或多單位建築物的外牆設有建築裝飾及/或外露喉管。詳細資料請參考最新批准之建築圖則。
- 部份洋房及/或多單位建築物的指定露天地方或冷氣機平台或平台或天台設有冷氣機。詳細資料請參考最新批准之建築圖則。
- 部份洋房及/或多單位建築物的平台及/或外牆設有外露及/或外牆裝飾板內藏之公用及/或私人喉管。詳細資料請參考最新批准的建築圖則。
- 部份洋房及/或多單位建築物有天花假陣及/或有跌級樓板及/或坑道以內藏機電設備。
- 請參閱本售樓說明書第21至24頁之圖例及指引以協助解讀此部分的平面圖及其顯示之名稱及簡稱。
- 層與層之間的高度指該樓層之石屎地台上一層石屎地台之高度距離。

* 包括本層地台跌級樓板之跌級深度350毫米。

包括本層地台跌級樓板之跌級深度450毫米。

11. FLOOR PLANS OF RESIDENTIAL PROPERTIES IN THE DEVELOPMENT
 發展項目的住宅物業的樓面平面圖

Block 3
 第3座

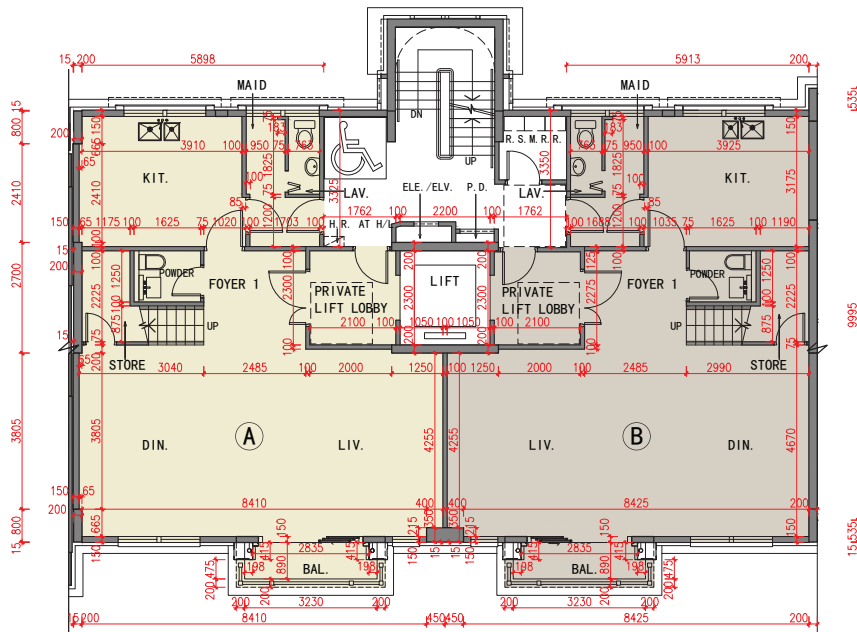


G/F
 地下

Scale 比例 : 0 5 (M米)

11. FLOOR PLANS OF RESIDENTIAL PROPERTIES IN THE DEVELOPMENT
 發展項目的住宅物業的樓面平面圖

Block 3
 第3座



1/F
 1樓

Scale 比例 : 0 5 (M米)

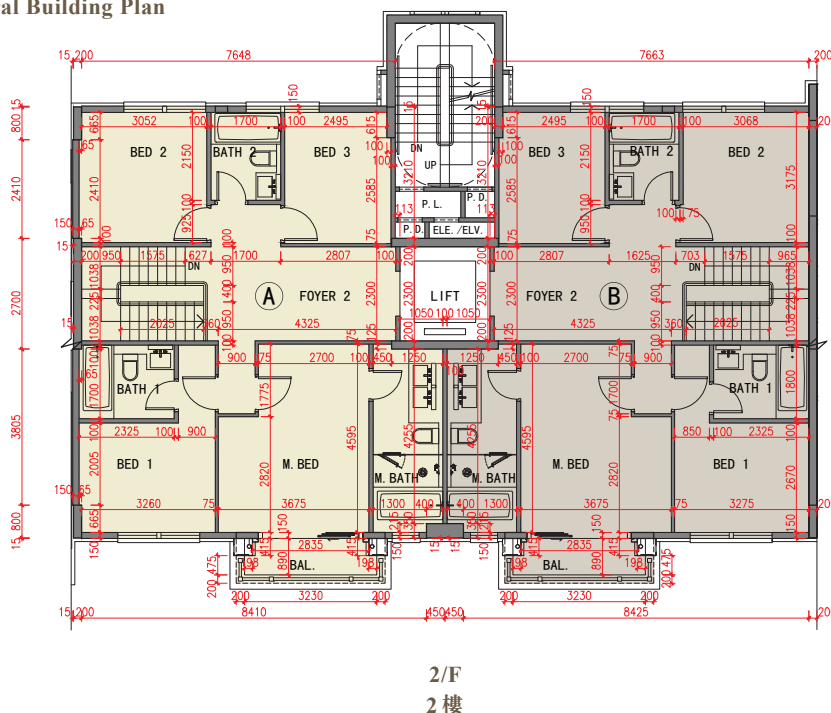
11. FLOOR PLANS OF RESIDENTIAL PROPERTIES IN THE DEVELOPMENT

發展項目的住宅物業的樓面平面圖

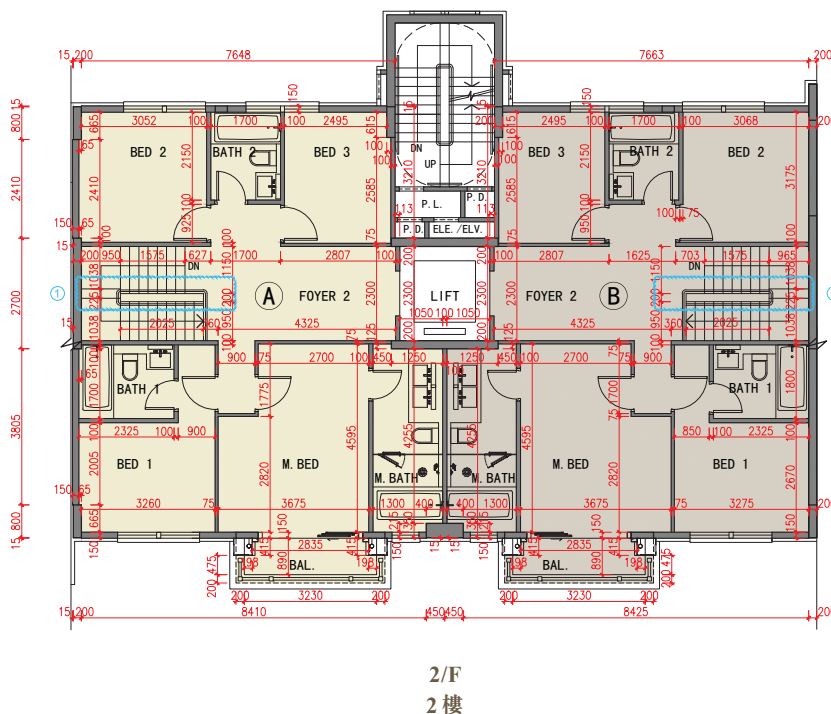
Block 3 第3座



As Per Approved General Building Plan 根據批准建築圖則



Latest Layout Plan 現狀間隔平面圖



Scale 比例: 0 5 (M米)

Notes:

- This part of Block 3 has been altered by way of minor works, designated exempted works, or exempted works under the Buildings Ordinance after completion of the Development, the latest condition of which is shown on the relevant latest layout plan. The alteration works are as follows:
 - Alteration of staircase width.
- Please refer to same page of this sales brochure in studying items of minor works, designated exempted works or exempted works under the Buildings Ordinance made in this unit as indicated with blue wavy line ().

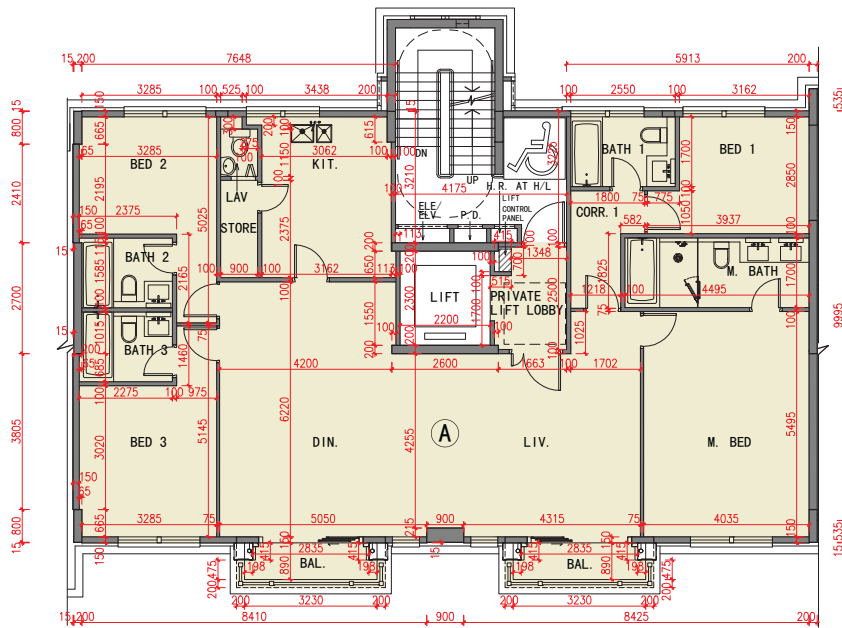
備註:

- 第3座此部份因在發展項目落成後進行小型工程、指定豁免工程或獲《建築物條例》豁免的工程而有所改動，現狀請參閱有關現狀間隔平面圖。該等改動如下：
 - 改動樓梯的闊度。
- 請參閱本售樓說明書本頁以協助閱讀本單位以藍色曲線 () 顯示之有關已完成的小型工程、指定豁免工程或獲《建築物條例》豁免的工程。

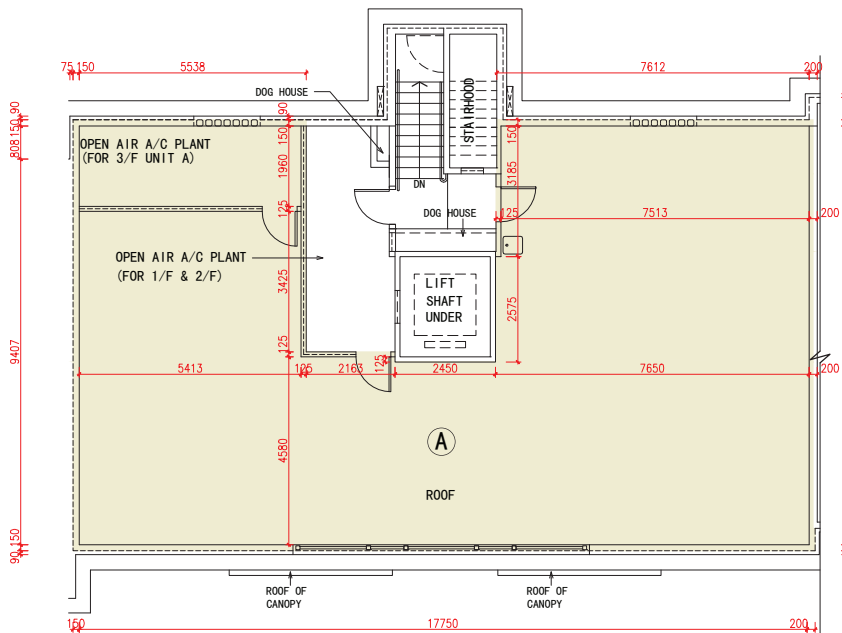
11. FLOOR PLANS OF RESIDENTIAL PROPERTIES IN THE DEVELOPMENT

發展項目的住宅物業的樓面平面圖

Block 3
第3座



3/F
3樓



Roof
天台

Scale 比例 : 5 (M米)

11. FLOOR PLANS OF RESIDENTIAL PROPERTIES IN THE DEVELOPMENT 發展項目的住宅物業的樓面平面圖

	Floor 樓層	Floor to floor height of each residential property (mm) 每個住宅物業的層與層之間的高度(毫米)		The thickness of the floor slabs (excluding plaster) of each residential property (mm) 每個住宅物業的樓板(不包括灰泥)的厚度(毫米)	
		Unit A A單位	Unit B B單位	Unit A A單位	Unit B B單位
BLOCK 3 第3座	G/F 地下	3150, 3500	3150, 3500, 3600 [#] , 3750 [^] , 3950 [#]	150, 175	150, 175
	1/F 1樓	3500, 3850*	3500, 3850*	150, 175	150, 175
	2/F 2樓	3050, 3150, 3500	3150, 3500	150, 175	150, 175
		Unit A A單位			
	3/F 3樓	3500, 3850*, 3950 [#]		150, 175	
	Roof 天台	Not Applicable 不適用		Not Applicable 不適用	

The internal areas of the residential properties on the upper floors will generally be slightly larger than those on the lower floors because of the reducing thickness of the structural walls on the upper floors. (Not applicable)

因住宅物業的較高樓層的結構牆的厚度遞減，較高樓層的內部面積，一般比較低樓層的內部面積稍大(不適用)。

Notes:

- The dimensions in the floor plan are all structural dimensions in millimeter.
- There may be architectural features and/or exposed pipes on external walls of some houses and/or blocks. For details, please refer to the latest approved building plans.
- There may be air-conditioners on designated open air area or air-conditioner platform or flat roof or roof of some houses and/or blocks. For details, please refer to the latest approved building plans.
- Common and/or private pipes exposed and/or enclosed in cladding are located at/adjacent to flat roof and/or external wall of some houses and/or blocks. For details, please refer to the latest approved building plans.
- There are ceiling bulkheads and/or sunken slabs and/or trenches of the above houses and/or blocks for the Mechanical and Electrical services.
- Please refer to pages 21 to 24 of this sales brochure for legend of the terms and abbreviations and guidance notes in studying the floor plans of this section.
- Floor to Floor height refers to the height between the top surface of the structure slab of a floor and the top surface of the structure slab of its immediate upper floor.

[^] Inclusive of the sunken depth of the sunken slab on the floor of this floor 250mm.

* Inclusive of the sunken depth of the sunken slab on the floor of this floor 350mm.

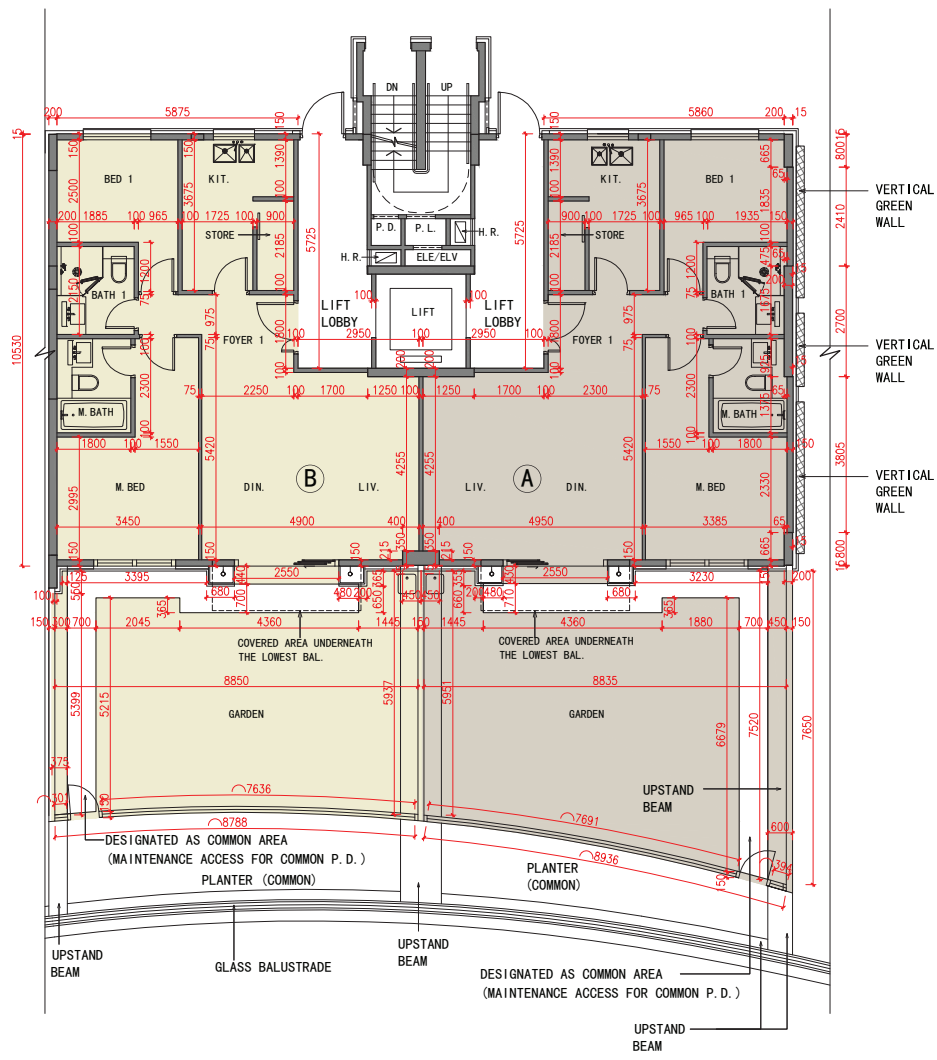
Inclusive of the sunken depth of the sunken slab on the floor of this floor 450mm.

備註：

- 平面圖所列之數字為以毫米標示之建築結構尺寸。
- 部份洋房及/或多單位建築物的外牆設有建築裝飾及/或外露喉管。詳細資料請參考最新批准之建築圖則。
- 部份洋房及/或多單位建築物的指定露天地方或冷氣機平台或平台或天台設有冷氣機。詳細資料請參考最新批准之建築圖則。
- 部份洋房及/或多單位建築物的平台及/或外牆設有外露及/或外牆裝飾內藏之公用及/或私人喉管。詳細資料請參考最新批准的建築圖則。
- 部份洋房及/或多單位建築物有天花假陣及/或有跌級樓板及/或坑道以內藏機電設備。
- 請參閱本售樓說明書第21至24頁之圖例及指引以協助解讀此部分的平面圖及其顯示之名稱及簡稱。
- 層與層之間的高度指該樓層之石屎地台上一層石屎地台之高度距離。
- [^] 包括本層地台跌級樓板之跌級深度250毫米。
- * 包括本層地台跌級樓板之跌級深度350毫米。
- # 包括本層地台跌級樓板之跌級深度450毫米。

11. FLOOR PLANS OF RESIDENTIAL PROPERTIES IN THE DEVELOPMENT
 發展項目的住宅物業的樓面平面圖

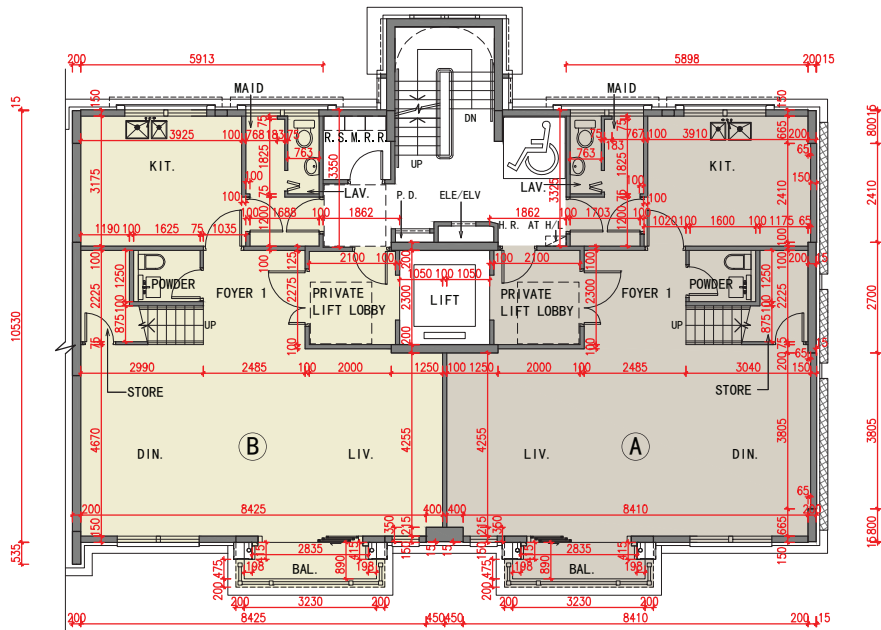
Block 5
 第5座



G/F
 地下

11. FLOOR PLANS OF RESIDENTIAL PROPERTIES IN THE DEVELOPMENT
 發展項目的住宅物業的樓面平面圖

Block 5
 第5座



1/F
 1樓

Scale 比例 : 0 5 (M米)

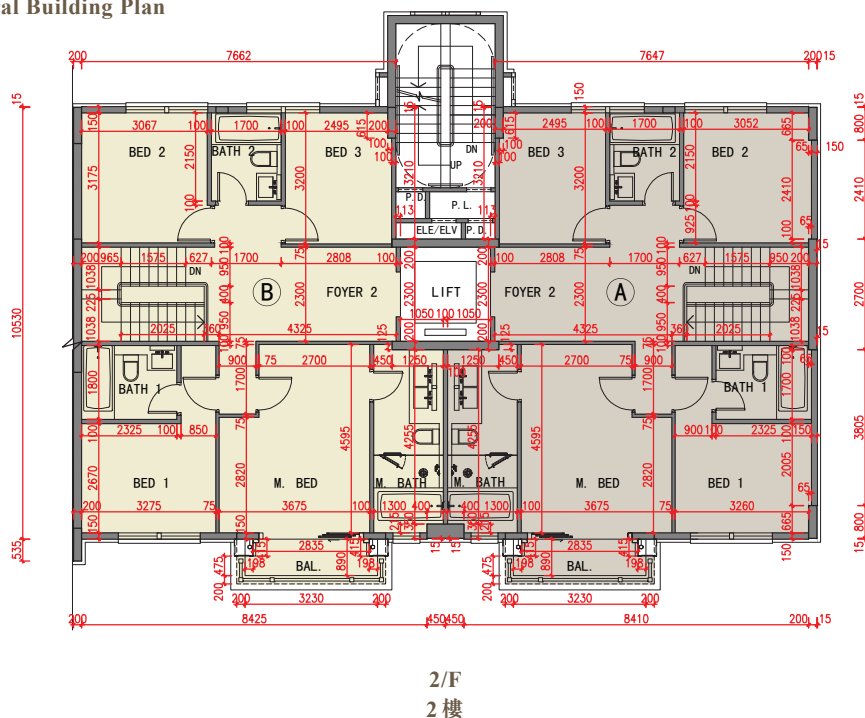
11. FLOOR PLANS OF RESIDENTIAL PROPERTIES IN THE DEVELOPMENT

發展項目的住宅物業的樓面平面圖

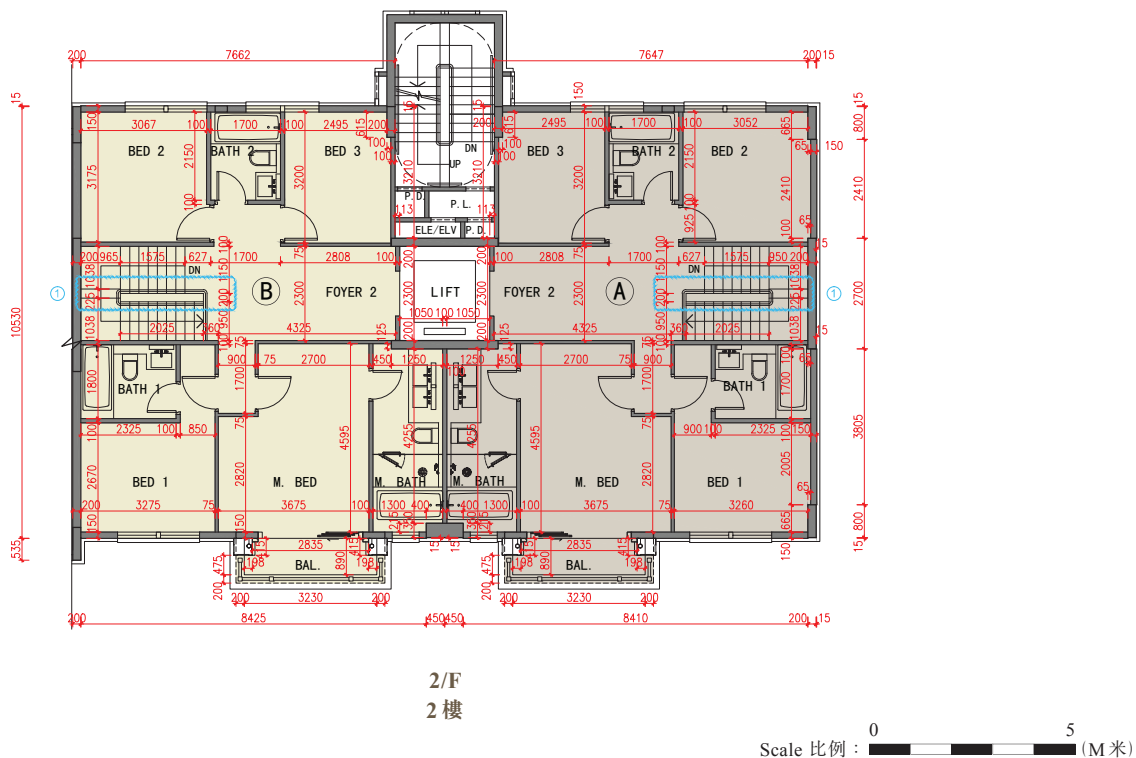
Block 5
第5座



As Per Approved General Building Plan
根據批准建築圖則



Latest Layout Plan
現狀間隔平面圖



Notes:

- This part of Block 5 has been altered by way of minor works, designated exempted works, or exempted works under the Buildings Ordinance after completion of the Development, the latest condition of which is shown on the relevant latest layout plan. The alteration works are as follows:
 - Alteration of staircase width.
- Please refer to same page of this sales brochure in studying items of minor works, designated exempted works or exempted works under the Buildings Ordinance made in this unit as indicated with blue wavy line ().

備註:

- 第5座此部份因在發展項目落成後進行小型工程、指定豁免工程或獲《建築物條例》豁免的工程而有所改動，現狀請參閱有關現狀間隔平面圖。該等改動如下：
 - 改動樓梯的闊度。
- 請參閱本售樓說明書本頁以協助閱讀本單位以藍色曲線 () 顯示之有關已完成的小型工程、指定豁免工程或獲《建築物條例》豁免的工程。

11. FLOOR PLANS OF RESIDENTIAL PROPERTIES IN THE DEVELOPMENT 發展項目的住宅物業的樓面平面圖

	Floor 樓層	Floor to floor height of each residential property (mm) 每個住宅物業的層與層之間的高度(毫米)		The thickness of the floor slabs (excluding plaster) of each residential property (mm) 每個住宅物業的樓板(不包括灰泥)的厚度(毫米)	
		Unit A A單位	Unit B B單位	Unit A A單位	Unit B B單位
BLOCK 5 第5座	G/F 地下	3150, 3500, 3850*	3150, 3500, 3600#, 3750^, 3950#	150, 175	150, 175
	1/F 1樓	3500, 3850*	3500, 3850*	150, 175	150, 175
	2/F 2樓	3050, 3150, 3500	3150, 3500	150, 175	150, 175
		Unit B B單位			
	3/F 3樓	3500, 3850*, 3950#		150, 175	
	Roof 天台	Not Applicable 不適用		Not Applicable 不適用	

The internal areas of the residential properties on the upper floors will generally be slightly larger than those on the lower floors because of the reducing thickness of the structural walls on the upper floors. (Not applicable)

因住宅物業的較高樓層的結構牆的厚度遞減，較高樓層的內部面積，一般比較低樓層的內部面積稍大(不適用)。

Notes:

- The dimensions in the floor plan are all structural dimensions in millimeter.
- There may be architectural features and/or exposed pipes on external walls of some houses and/or blocks. For details, please refer to the latest approved building plans.
- There may be air-conditioners on designated open air area or air-conditioner platform or flat roof or roof of some houses and/or blocks. For details, please refer to the latest approved building plans.
- Common and/or private pipes exposed and/or enclosed in cladding are located at/adjacent to flat roof and/or external wall of some houses and/or blocks. For details, please refer to the latest approved building plans.
- There are ceiling bulkheads and/or sunken slabs and/or trenches of the above houses and/or blocks for the Mechanical and Electrical services.
- Please refer to pages 21 to 24 of this sales brochure for legend of the terms and abbreviations and guidance notes in studying the floor plans of this section.
- Floor to Floor height refers to the height between the top surface of the structure slab of a floor and the top surface of the structure slab of its immediate upper floor.

^ Inclusive of the sunken depth of the sunken slab on the floor of this floor 250mm.

* Inclusive of the sunken depth of the sunken slab on the floor of this floor 350mm.

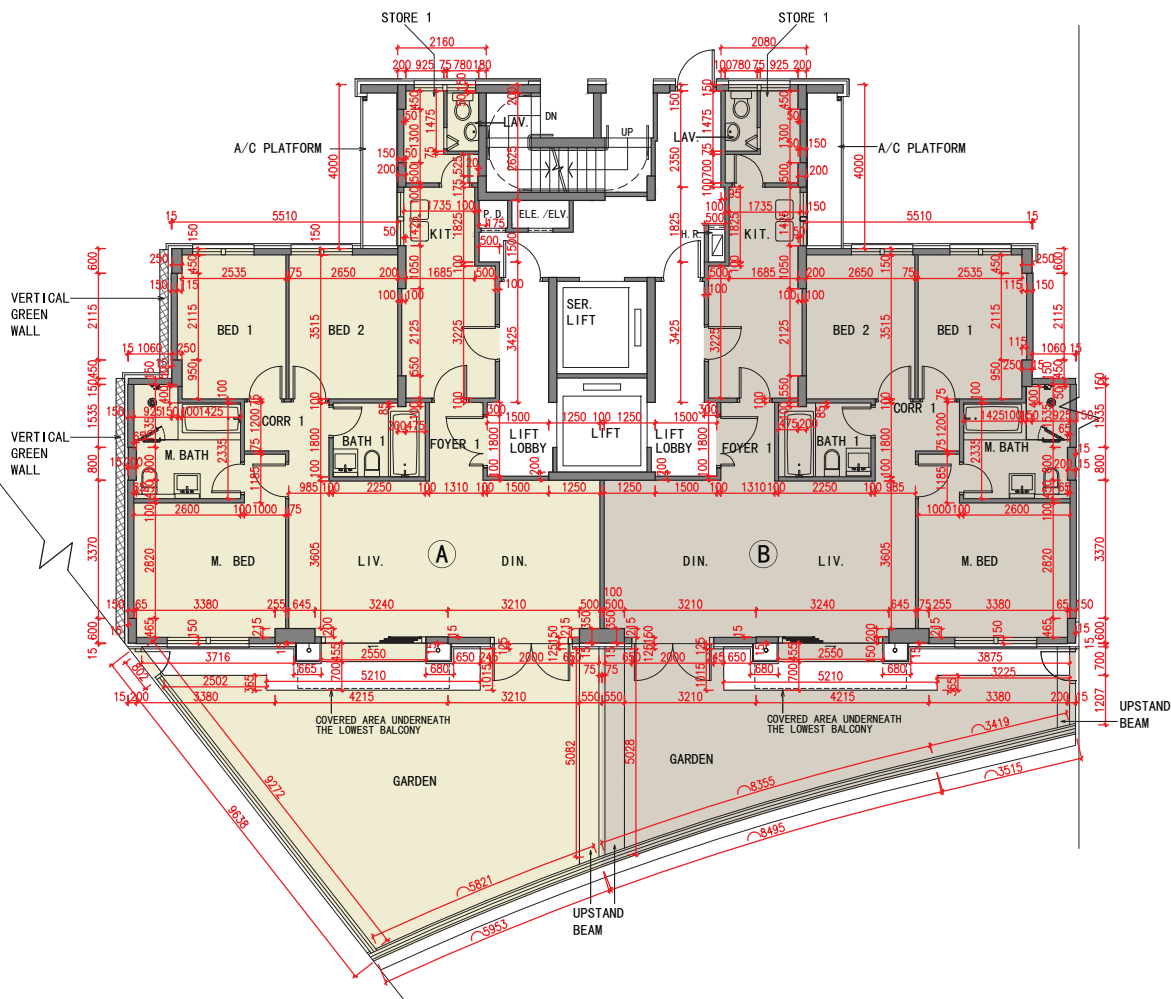
Inclusive of the sunken depth of the sunken slab on the floor of this floor 450mm.

備註：

- 平面圖所列之數字為以毫米標示之建築結構尺寸。
- 部份洋房及/或多單位建築物的外牆設有建築裝飾及/或外露喉管。詳細資料請參考最新批准之建築圖則。
- 部份洋房及/或多單位建築物的指定露天地方或冷氣機平台或平台或天台設有冷氣機。詳細資料請參考最新批准之建築圖則。
- 部份洋房及/或多單位建築物的平台及/或外牆設有外露及/或外牆裝飾內藏之公用及/或私人喉管。詳細資料請參考最新批准的建築圖則。
- 部份洋房及/或多單位建築物有天花假陣及/或有跌級樓板及/或坑道以內藏機電設備。
- 請參閱本售樓說明書第21至24頁之圖例及指引以協助解讀此部分的平面圖及其顯示之名稱及簡稱。
- 層與層之間的高度指該樓層之石屎地台上一層石屎地台之高度距離。
- ^ 包括本層地台跌級樓板之跌級深度250毫米。
- * 包括本層地台跌級樓板之跌級深度350毫米。
- # 包括本層地台跌級樓板之跌級深度450毫米。

11. FLOOR PLANS OF RESIDENTIAL PROPERTIES IN THE DEVELOPMENT
 發展項目的住宅物業的樓面平面圖

Block 6
 第6座



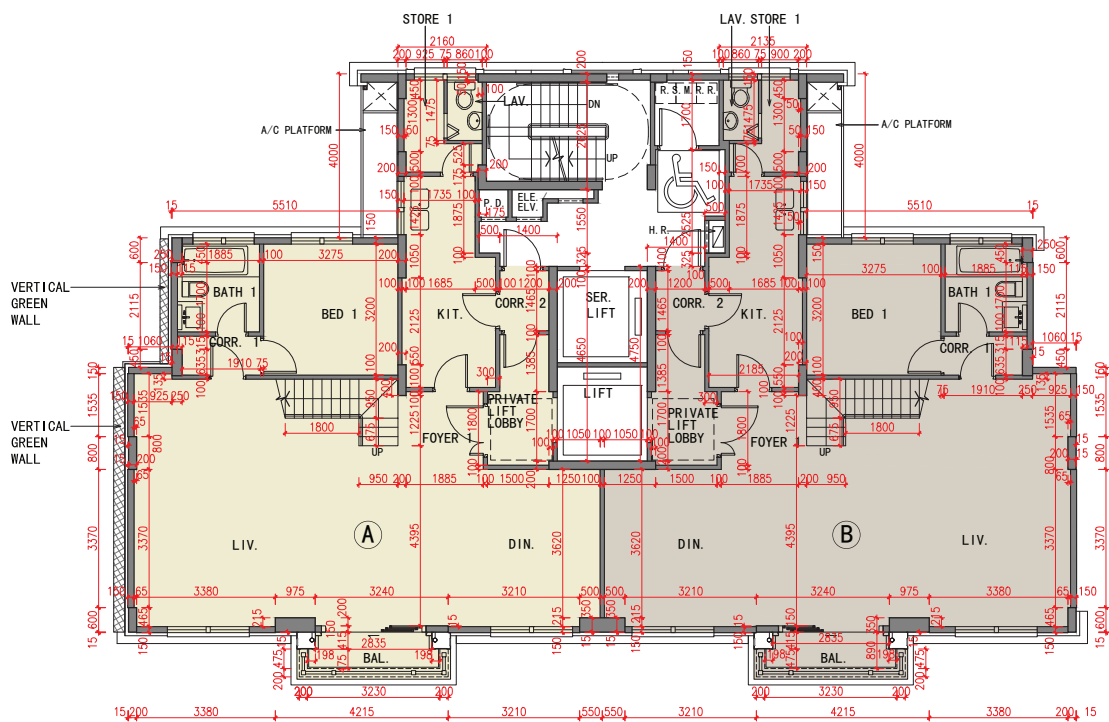
G/F
 地下



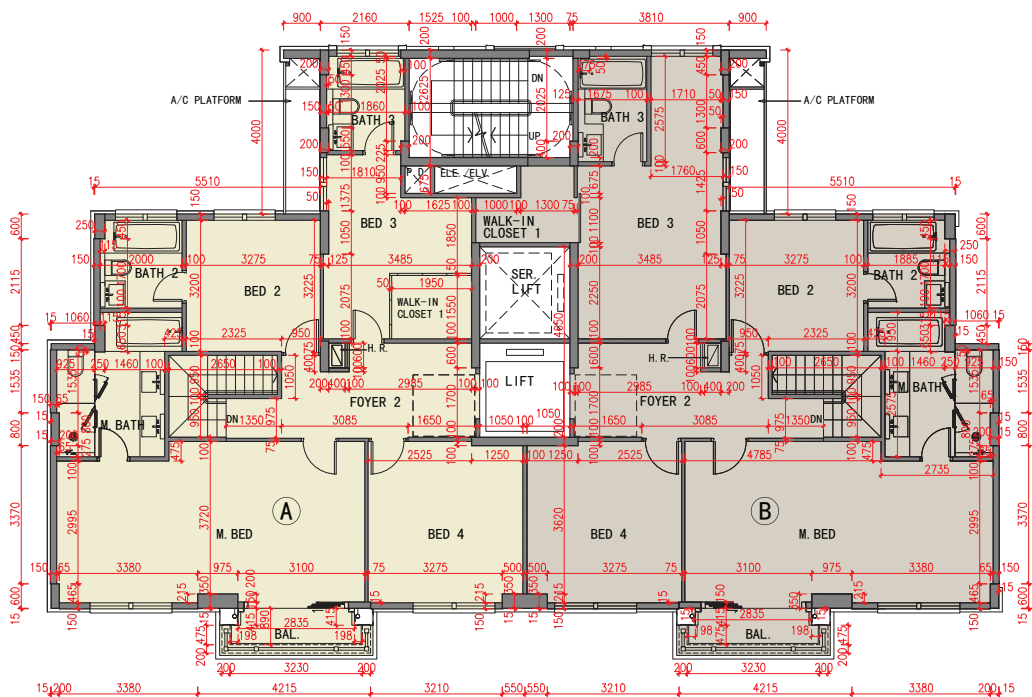
11. FLOOR PLANS OF RESIDENTIAL PROPERTIES IN THE DEVELOPMENT

發展項目的住宅物業的樓面平面圖

Block 6
第6座



1/F
1樓



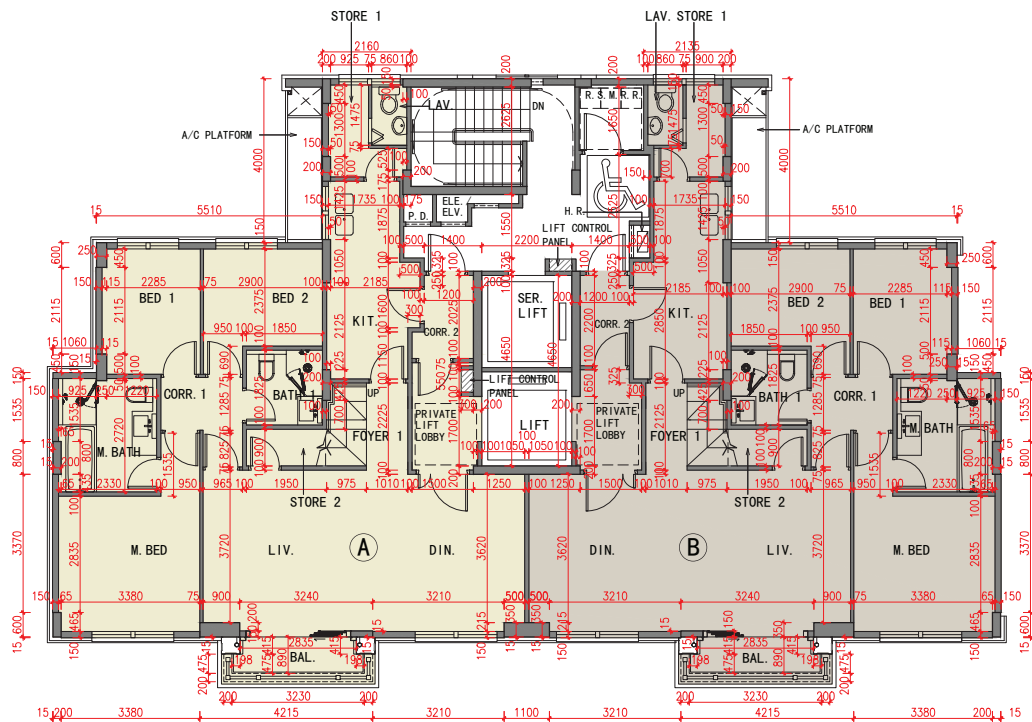
2/F
2樓

Scale 比例 : 0 5 (M米)

11. FLOOR PLANS OF RESIDENTIAL PROPERTIES IN THE DEVELOPMENT

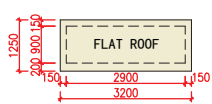
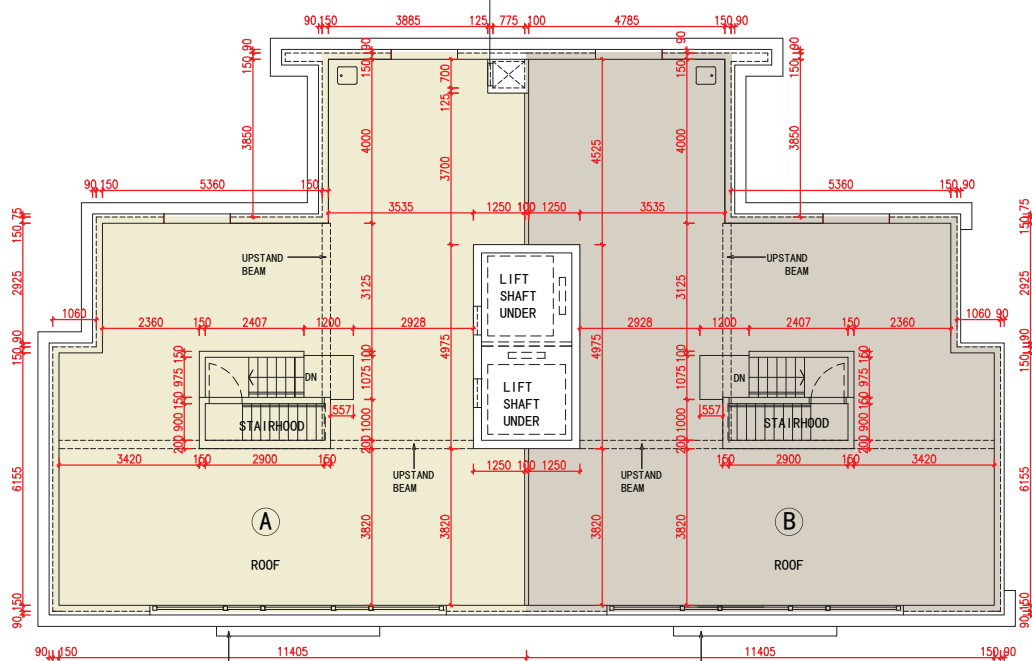
發展項目的住宅物業的樓面平面圖

Block 6
第6座



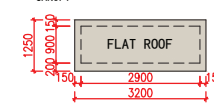
3/F
3樓

STAIRCASE TOP VENT



Top Roof
上層天台

Roof
天台



Top Roof
上層天台



11. FLOOR PLANS OF RESIDENTIAL PROPERTIES IN THE DEVELOPMENT 發展項目的住宅物業的樓面平面圖

	Floor 樓層	Floor to floor height of each residential property (mm) 每個住宅物業的層與層之間的高度(毫米)		The thickness of the floor slabs (excluding plaster) of each residential property (mm) 每個住宅物業的樓板(不包括灰泥)的厚度(毫米)	
		Unit A A單位	Unit B B單位	Unit A A單位	Unit B B單位
BLOCK 6 第6座	G/F 地下	3050, 3500	3050, 3500	200, 650	200, 650
	1/F 1樓	3050, 3500, 3950*	3050, 3500, 3950*	150, 175	150, 175
	2/F 2樓	3050, 3500, 3950*	3050, 3500, 3950*	150, 175	150, 175
	3/F 3樓	2150, 3500, 3950*	2150, 3500, 3950*	150, 175	150, 175
	Roof 天台	2417	2417	150	150
	Top Roof 上層天台	Not Applicable 不適用	Not Applicable 不適用	Not Applicable 不適用	Not Applicable 不適用

The internal areas of the residential properties on the upper floors will generally be slightly larger than those on the lower floors because of the reducing thickness of the structural walls on the upper floors. (Not applicable)

因住宅物業的較高樓層的結構牆的厚度遞減，較高樓層的內部面積，一般比較低樓層的內部面積稍大(不適用)。

Notes:

- The dimensions in the floor plan are all structural dimensions in millimeter.
- There may be architectural features and/or exposed pipes on external walls of some houses and/or blocks. For details, please refer to the latest approved building plans.
- There may be air-conditioners on designated open air area or air-conditioner platform or flat roof or roof of some houses and/or blocks. For details, please refer to the latest approved building plans.
- Common and/or private pipes exposure and/or enclosed in cladding are located at/adjacent to flat roof and/or external wall of some houses and/or blocks. For details, please refer to the latest approved building plans.
- There are ceiling bulkheads and/or sunken slabs and/or trenches of the above houses and/or blocks for the Mechanical and Electrical services.
- Please refer to pages 21 to 24 of this sales brochure for legend of the terms and abbreviations and guidance notes in studying the floor plans of this section.
- Floor to Floor height refers to the height between the top surface of the structure slab of a floor and the top surface of the structure slab of its immediate upper floor.

* Inclusive of the sunken depth of the sunken slab on the floor of this floor 450mm.

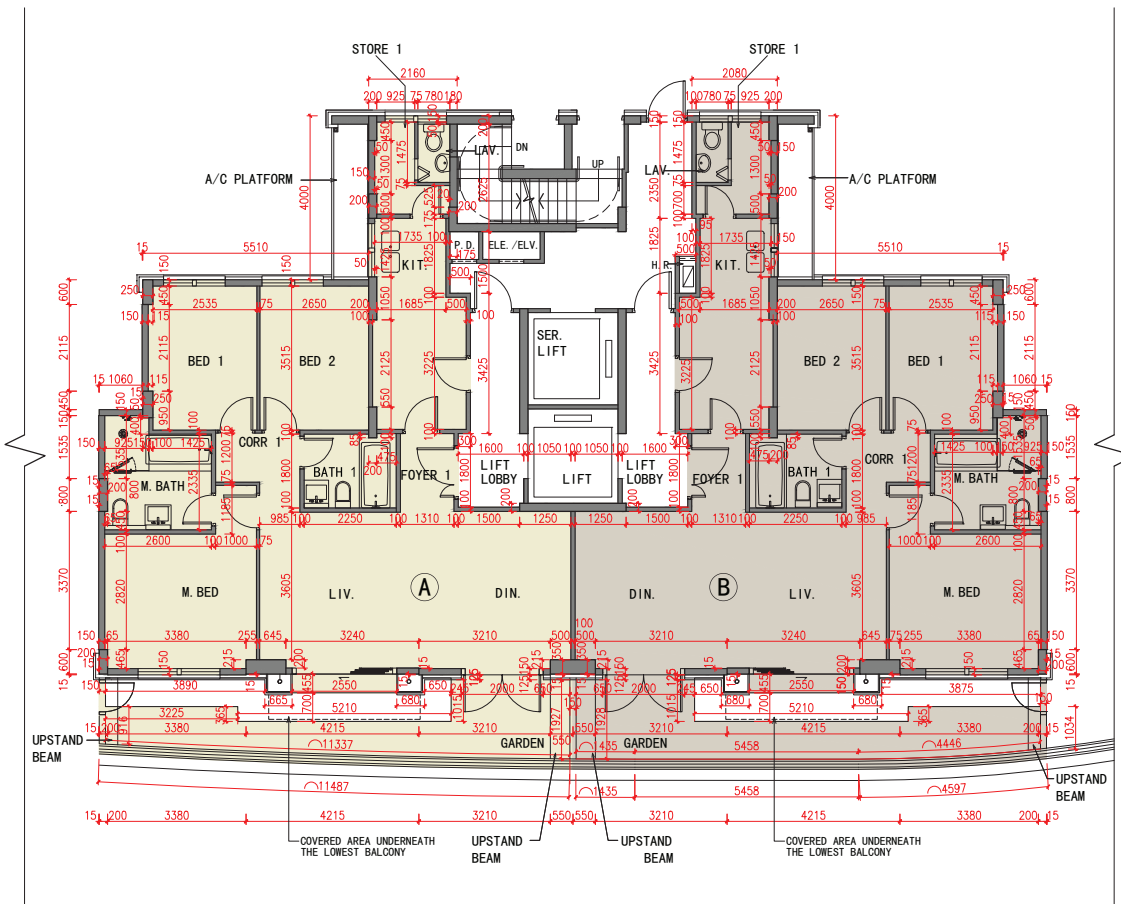
備註：

- 平面圖所列之數字為以毫米標示之建築結構尺寸。
- 部份洋房及/或多單位建築物的外牆設有建築裝飾及/或外露喉管。詳細資料請參考最新批准之建築圖則。
- 部份洋房及/或多單位建築物的指定露天地方或冷氣機平台或平台或天台設有冷氣機。詳細資料請參考最新批准之建築圖則。
- 部份洋房及/或多單位建築物的平台及/或外牆設有外露及/或外牆裝飾板內藏之公用及/或私人喉管。詳細資料請參考最新批准的建築圖則。
- 部份洋房及/或多單位建築物有天花假陣及/或有跌級樓板及/或坑道以內藏機電設備。
- 請參閱本售樓說明書第21至24頁之圖例及指引以協助解讀此部分的平面圖及其顯示之名稱及簡稱。
- 層與層之間的高度指該樓層之石屎地台上一層石屎地台之高度距離。

* 包括本層地台跌級樓板之跌級深度450毫米。

11. FLOOR PLANS OF RESIDENTIAL PROPERTIES IN THE DEVELOPMENT
 發展項目的住宅物業的樓面平面圖

Block 7
 第7座



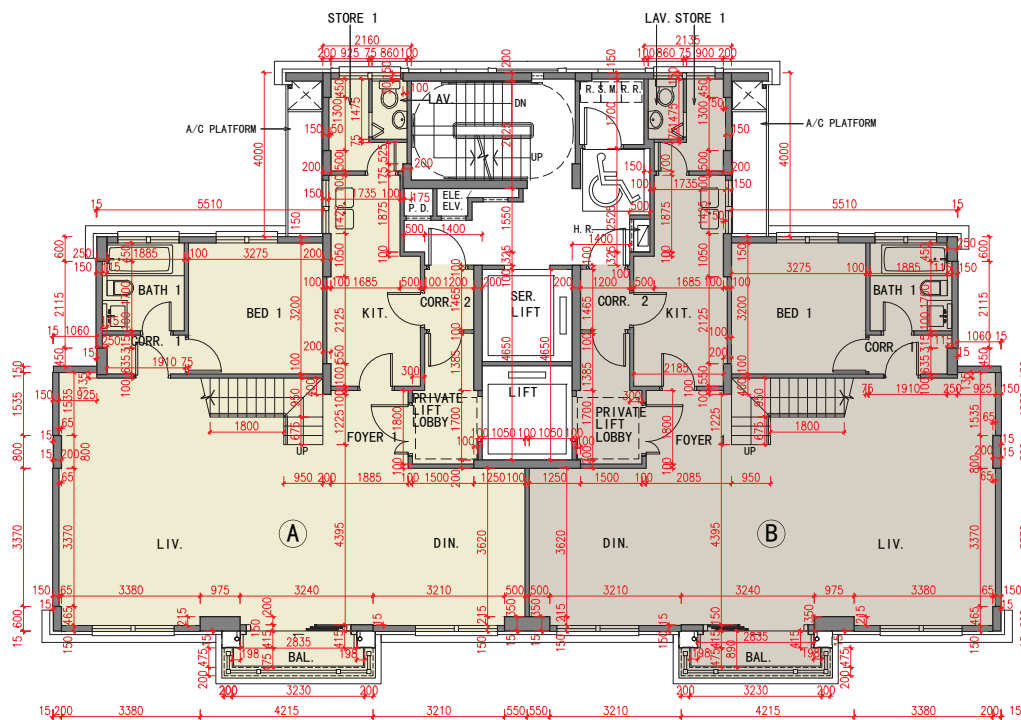
G/F
 地下



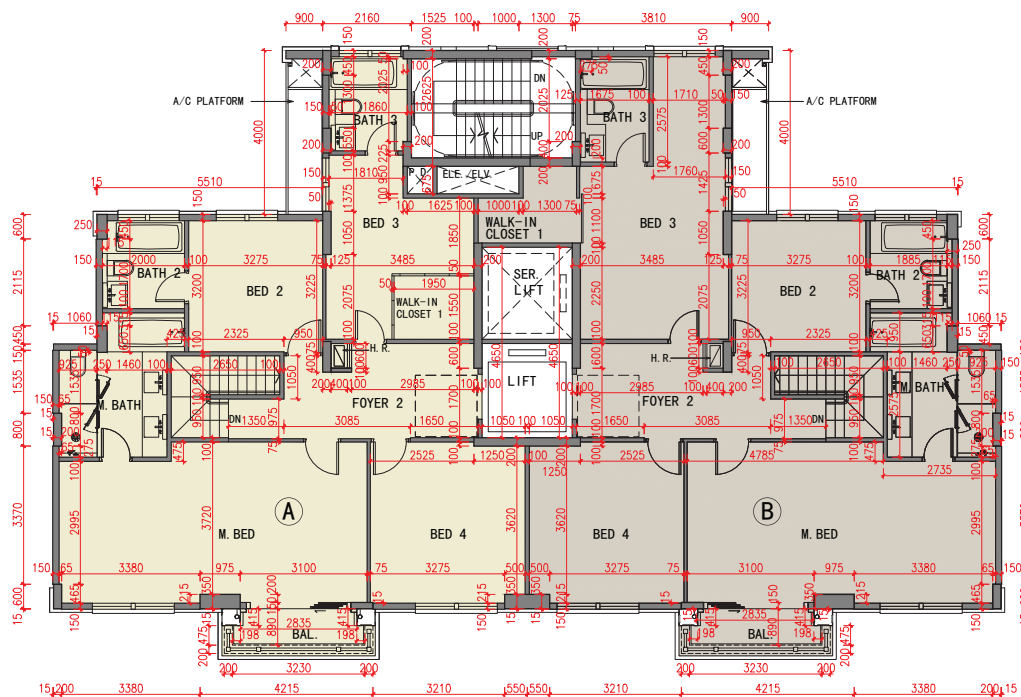
11. FLOOR PLANS OF RESIDENTIAL PROPERTIES IN THE DEVELOPMENT

發展項目的住宅物業的樓面平面圖

Block 7
第7座



1/F
1樓



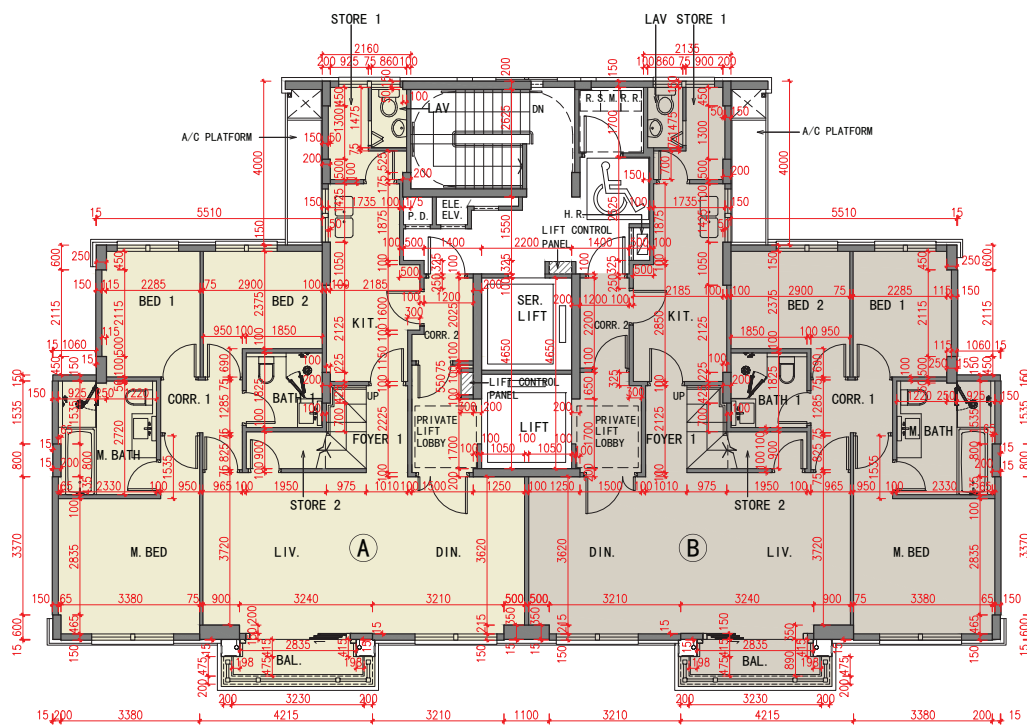
2/F
2樓

Scale 比例: 0 5 (M米)

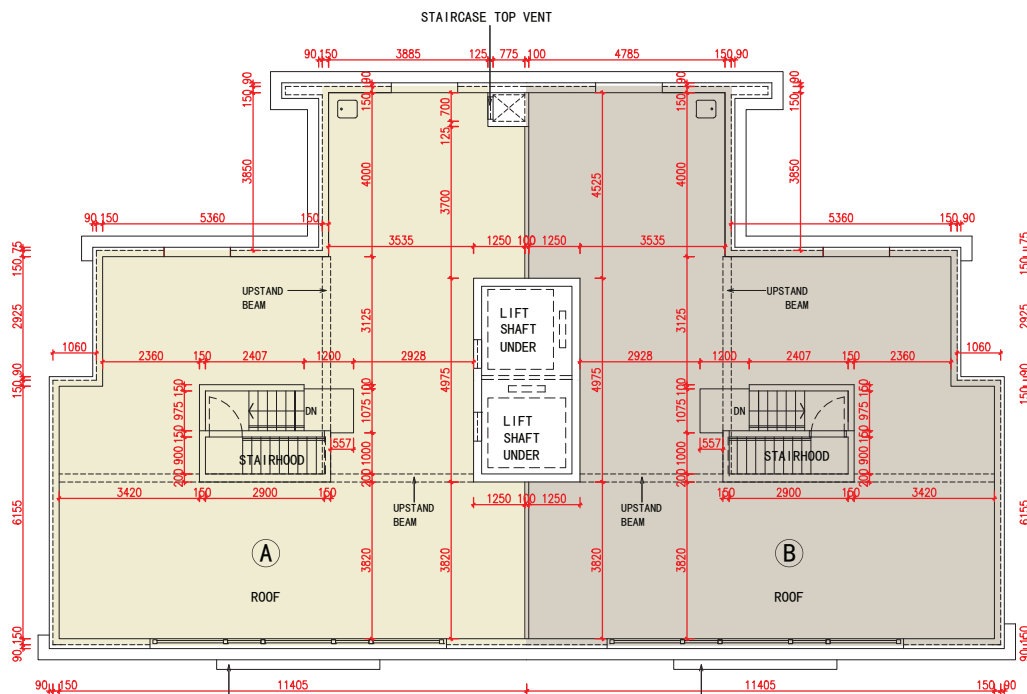
11. FLOOR PLANS OF RESIDENTIAL PROPERTIES IN THE DEVELOPMENT

發展項目的住宅物業的樓面平面圖

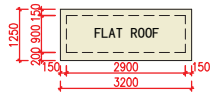
Block 7
第7座



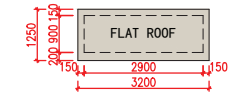
3/F
3樓



Roof
天台



Top Roof
上層天台



Top Roof
上層天台



11. FLOOR PLANS OF RESIDENTIAL PROPERTIES IN THE DEVELOPMENT 發展項目的住宅物業的樓面平面圖

	Floor 樓層	Floor to floor height of each residential property (mm) 每個住宅物業的層與層之間的高度(毫米)		The thickness of the floor slabs (excluding plaster) of each residential property (mm) 每個住宅物業的樓板(不包括灰泥)的厚度(毫米)	
		Unit A A單位	Unit B B單位	Unit A A單位	Unit B B單位
BLOCK 7 第7座	G/F 地下	3050, 3500	3050, 3500	150, 175	150, 175
	1/F 1樓	3050, 3500, 3950*	3050, 3500, 3950*	150, 175	150, 175
	2/F 2樓	3050, 3500, 3950*	3050, 3500, 3950*	150, 175	150, 175
	3/F 3樓	2150, 3500, 3950*	2150, 3500, 3950*	150, 175	150, 175
	Roof 天台	2417	2417	150	150
	Top Roof 上層天台	Not Applicable 不適用	Not Applicable 不適用	Not Applicable 不適用	Not Applicable 不適用

The internal areas of the residential properties on the upper floors will generally be slightly larger than those on the lower floors because of the reducing thickness of the structural walls on the upper floors. (Not applicable)

因住宅物業的較高樓層的結構牆的厚度遞減，較高樓層的內部面積，一般比較低樓層的內部面積稍大(不適用)。

Notes:

- The dimensions in the floor plan are all structural dimensions in millimeter.
- There may be architectural features and/or exposed pipes on external walls of some houses and/or blocks. For details, please refer to the latest approved building plans.
- There may be air-conditioners on designated open air area or air-conditioner platform or flat roof or roof of some houses and/or blocks. For details, please refer to the latest approved building plans.
- Common and/or private pipes exposure and/or enclosed in cladding are located at/adjacent to flat roof and/or external wall of some houses and/or blocks. For details, please refer to the latest approved building plans.
- There are ceiling bulkheads and/or sunken slabs and/or trenches of the above houses and/or blocks for the Mechanical and Electrical services.
- Please refer to pages 21 to 24 of this sales brochure for legend of the terms and abbreviations and guidance notes in studying the floor plans of this section.
- Floor to Floor height refers to the height between the top surface of the structure slab of a floor and the top surface of the structure slab of its immediate upper floor.

* Inclusive of the sunken depth of the sunken slab on the floor of this floor 450mm.

備註：

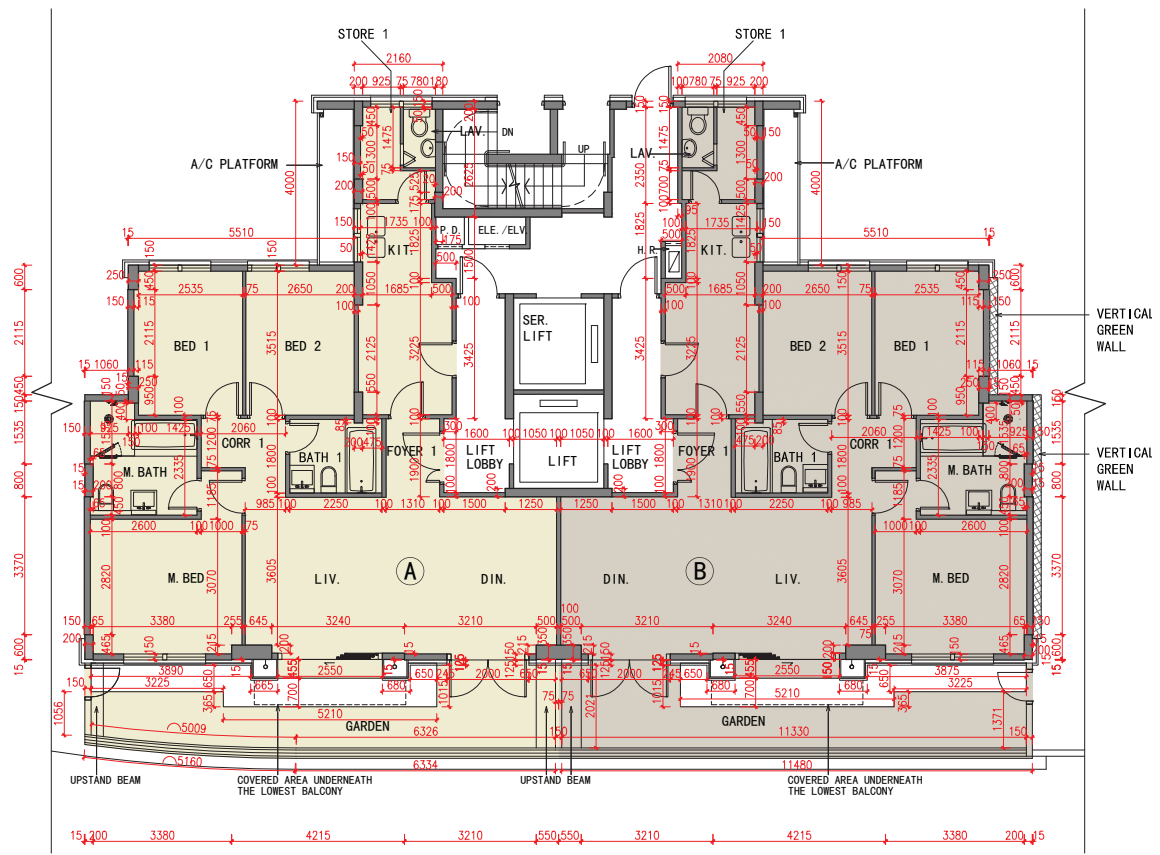
- 平面圖所列之數字為以毫米標示之建築結構尺寸。
- 部份洋房及/或多單位建築物的外牆設有建築裝飾及/或外露喉管。詳細資料請參考最新批准之建築圖則。
- 部份洋房及/或多單位建築物的指定露天地方或冷氣機平台或平台或天台設有冷氣機。詳細資料請參考最新批准之建築圖則。
- 部份洋房及/或多單位建築物的平台及/或外牆設有外露及/或外牆裝飾板內藏之公用及/或私人喉管。詳細資料請參考最新批准的建築圖則。
- 部份洋房及/或多單位建築物有天花假陣及/或有跌級樓板及/或坑道以內藏機電設備。
- 請參閱本售樓說明書第21至24頁之圖例及指引以協助解讀此部分的平面圖及其顯示之名稱及簡稱。
- 層與層之間的高度指該樓層之石屎地台上一層石屎地台之高度距離。

* 包括本層地台跌級樓板之跌級深度450毫米。

11. FLOOR PLANS OF RESIDENTIAL PROPERTIES IN THE DEVELOPMENT

發展項目的住宅物業的樓面平面圖

Block 8
第8座



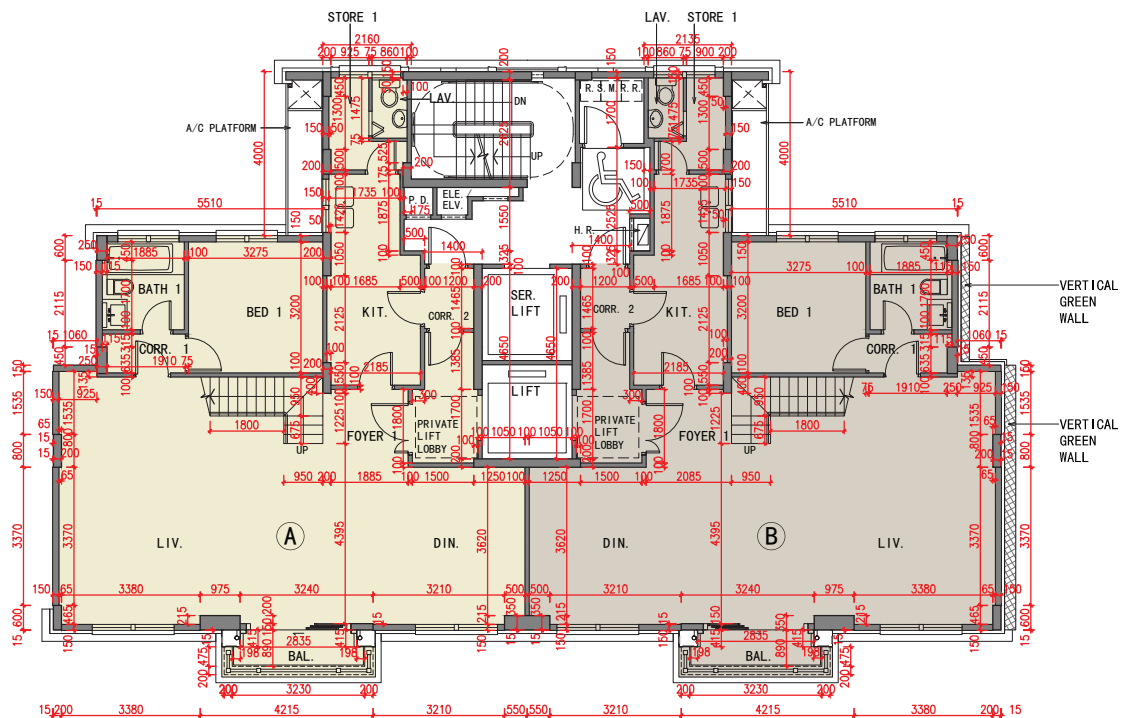
G/F
地下

Scale 比例 : 0 5 (M米)

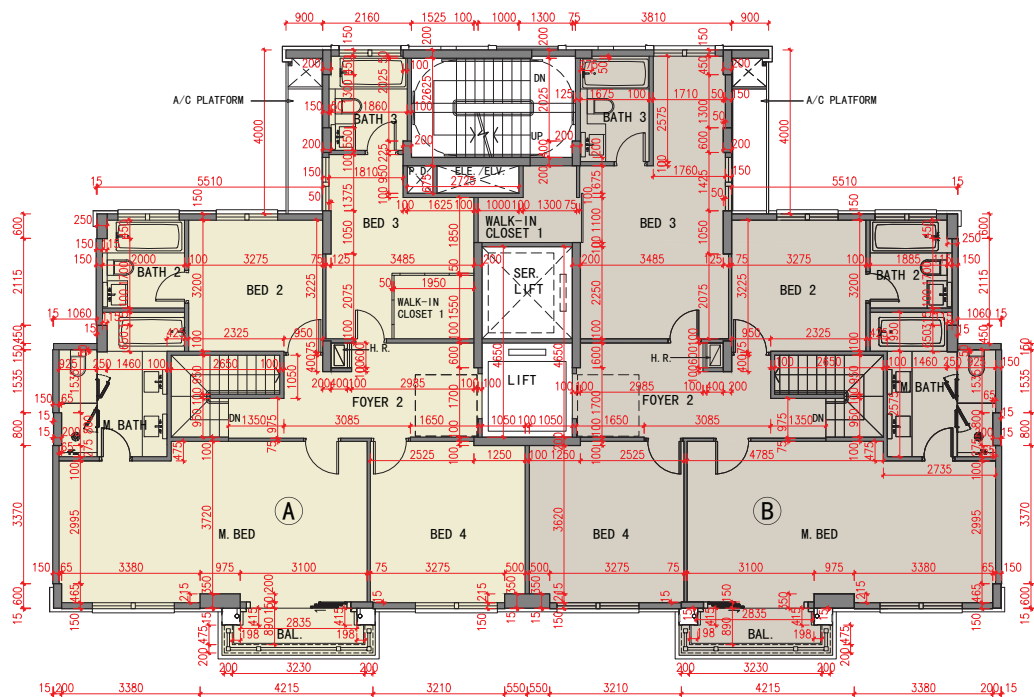
11. FLOOR PLANS OF RESIDENTIAL PROPERTIES IN THE DEVELOPMENT

發展項目的住宅物業的樓面平面圖

Block 8
第8座



1/F
1樓



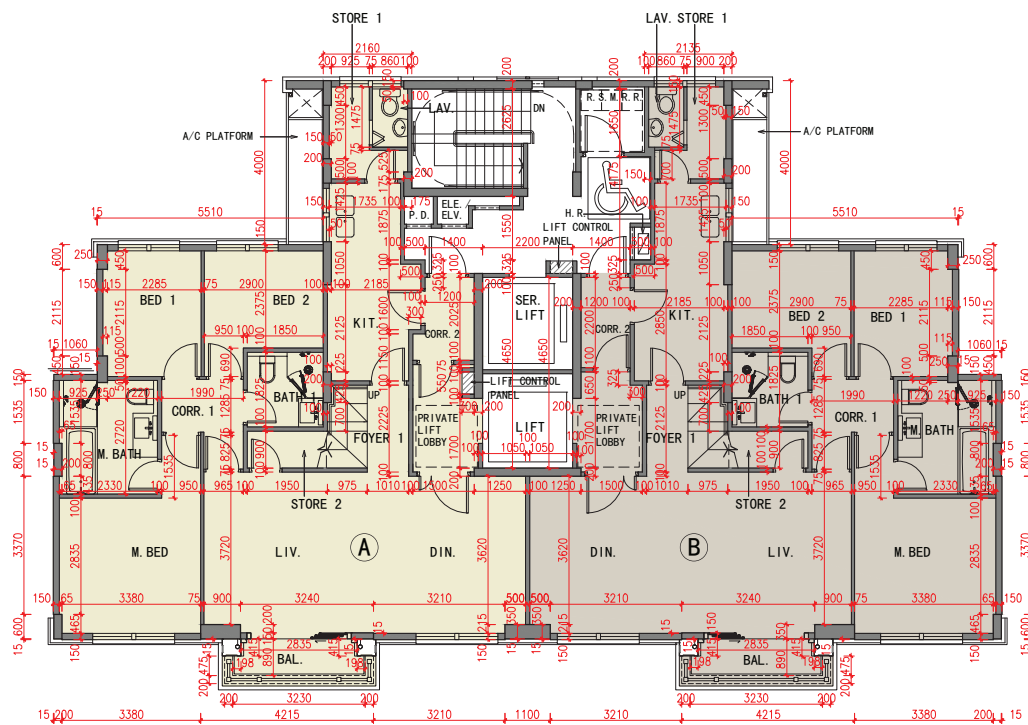
2/F
2樓

Scale 比例 : 0 5 (M米)

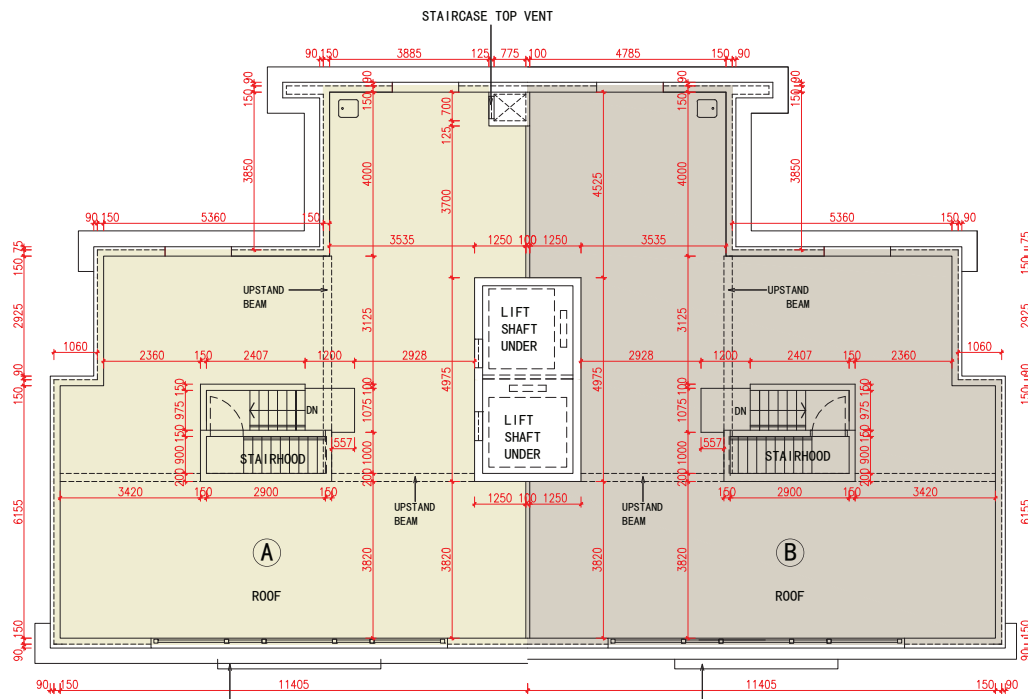
11. FLOOR PLANS OF RESIDENTIAL PROPERTIES IN THE DEVELOPMENT

發展項目的住宅物業的樓面平面圖

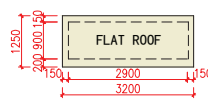
Block 8
第8座



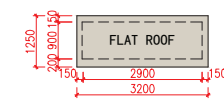
3/F
3樓



Roof
天台



Top Roof
上層天台



Top Roof
上層天台



11. FLOOR PLANS OF RESIDENTIAL PROPERTIES IN THE DEVELOPMENT 發展項目的住宅物業的樓面平面圖

	Floor 樓層	Floor to floor height of each residential property (mm) 每個住宅物業的層與層之間的高度(毫米)		The thickness of the floor slabs (excluding plaster) of each residential property (mm) 每個住宅物業的樓板(不包括灰泥)的厚度(毫米)	
		Unit A A單位	Unit B B單位	Unit A A單位	Unit B B單位
BLOCK 8 第8座	G/F 地下	3050, 3500	3050, 3500	150, 175	150, 175
	1/F 1樓	3050, 3500, 3950*	3050, 3500, 3950*	150, 175	150, 175
	2/F 2樓	3050, 3500, 3950*	3050, 3500, 3950*	150, 175	150, 175
	3/F 3樓	2150, 3500, 3950*	2150, 3500, 3950*	150, 175	150, 175
	Roof 天台	2417	2417	150	150
	Top Roof 上層天台	Not Applicable 不適用	Not Applicable 不適用	Not Applicable 不適用	Not Applicable 不適用

The internal areas of the residential properties on the upper floors will generally be slightly larger than those on the lower floors because of the reducing thickness of the structural walls on the upper floors. (Not applicable)

因住宅物業的較高樓層的結構牆的厚度遞減，較高樓層的內部面積，一般比較低樓層的內部面積稍大(不適用)。

Notes:

- The dimensions in the floor plan are all structural dimensions in millimeter.
- There may be architectural features and/or exposed pipes on external walls of some houses and/or blocks. For details, please refer to the latest approved building plans.
- There may be air-conditioners on designated open air area or air-conditioner platform or flat roof or roof of some houses and/or blocks. For details, please refer to the latest approved building plans.
- Common and/or private pipes exposure and/or enclosed in cladding are located at/adjacent to flat roof and/or external wall of some houses and/or blocks. For details, please refer to the latest approved building plans.
- There are ceiling bulkheads and/or sunken slabs and/or trenches of the above houses and/or blocks for the Mechanical and Electrical services.
- Please refer to pages 21 to 24 of this sales brochure for legend of the terms and abbreviations and guidance notes in studying the floor plans of this section.
- Floor to Floor height refers to the height between the top surface of the structure slab of a floor and the top surface of the structure slab of its immediate upper floor.

* Inclusive of the sunken depth of the sunken slab on the floor of this floor 450mm.

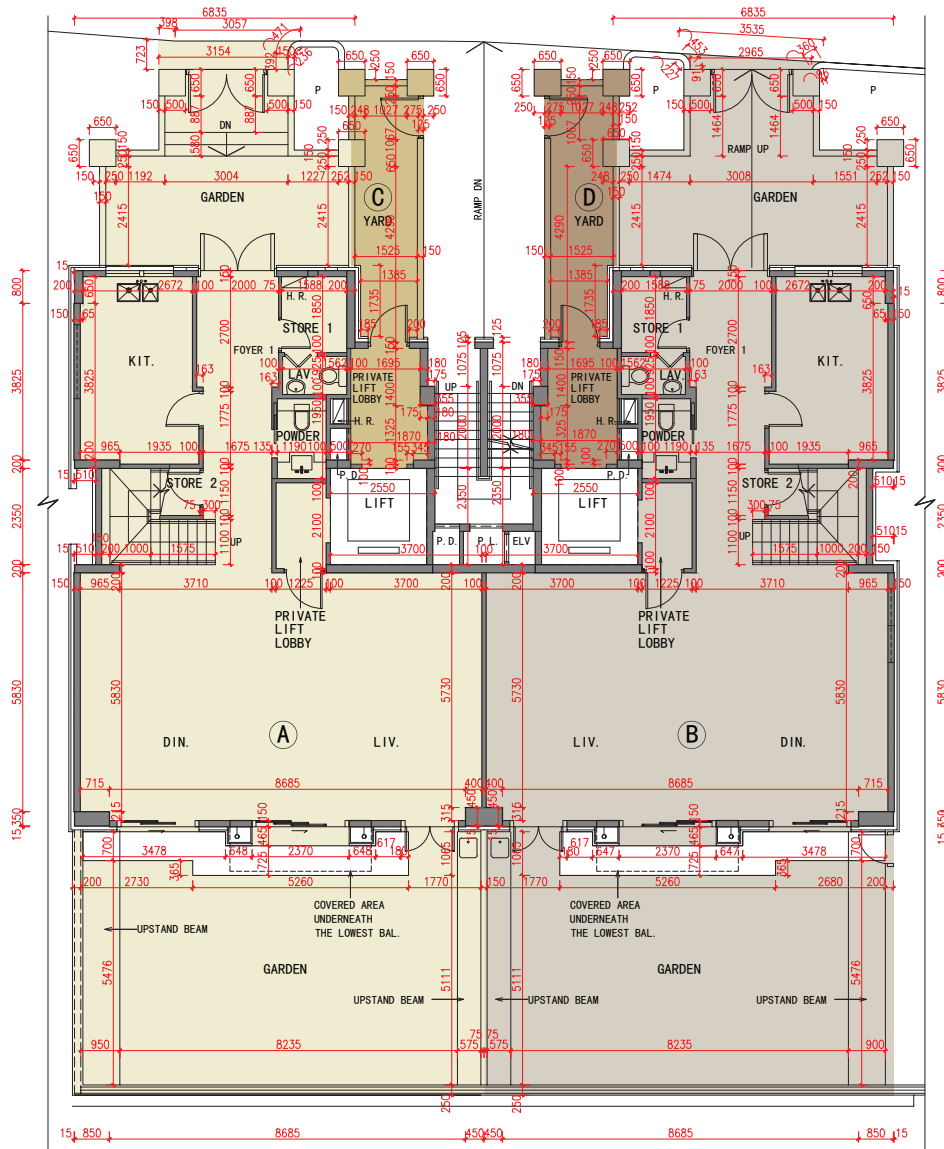
備註：

- 平面圖所列之數字為以毫米標示之建築結構尺寸。
- 部份洋房及/或多單位建築物的外牆設有建築裝飾及/或外露喉管。詳細資料請參考最新批准之建築圖則。
- 部份洋房及/或多單位建築物的指定露天地方或冷氣機平台或平台或天台設有冷氣機。詳細資料請參考最新批准之建築圖則。
- 部份洋房及/或多單位建築物的平台及/或外牆設有外露及/或外牆裝飾板內藏之公用及/或私人喉管。詳細資料請參考最新批准的建築圖則。
- 部份洋房及/或多單位建築物有天花假陣及/或有跌級樓板及/或坑道以內藏機電設備。
- 請參閱本售樓說明書第21至24頁之圖例及指引以協助解讀此部分的平面圖及其顯示之名稱及簡稱。
- 層與層之間的高度指該樓層之石屎地台上一層石屎地台之高度距離。

* 包括本層地台跌級樓板之跌級深度450毫米。

11. FLOOR PLANS OF RESIDENTIAL PROPERTIES IN THE DEVELOPMENT
 發展項目的住宅物業的樓面平面圖

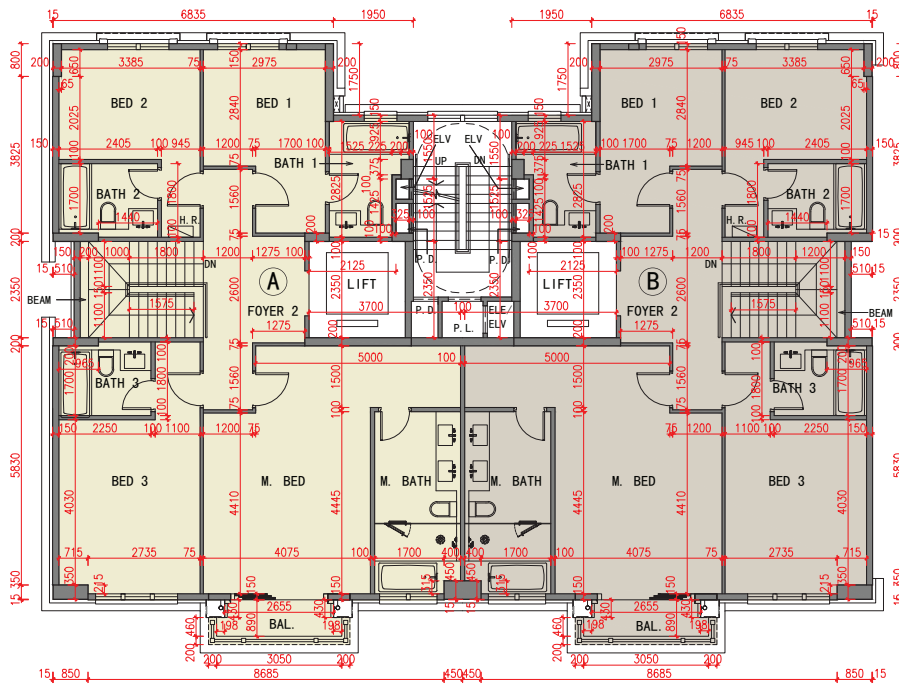
Block 9
 第9座



G/F
 地下

11. FLOOR PLANS OF RESIDENTIAL PROPERTIES IN THE DEVELOPMENT
 發展項目的住宅物業的樓面平面圖

Block 9
 第9座

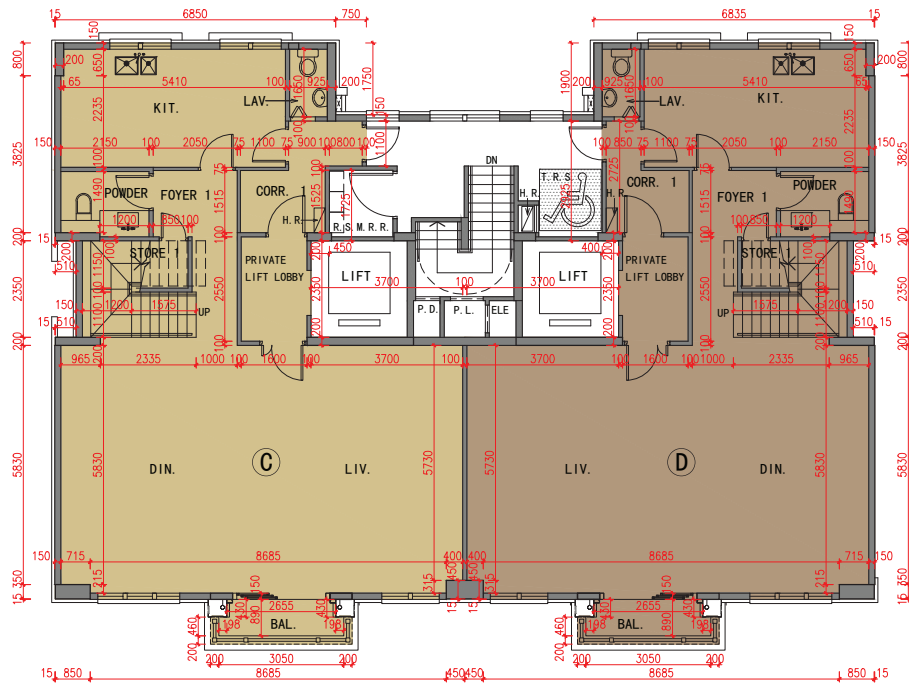


1/F
 1樓

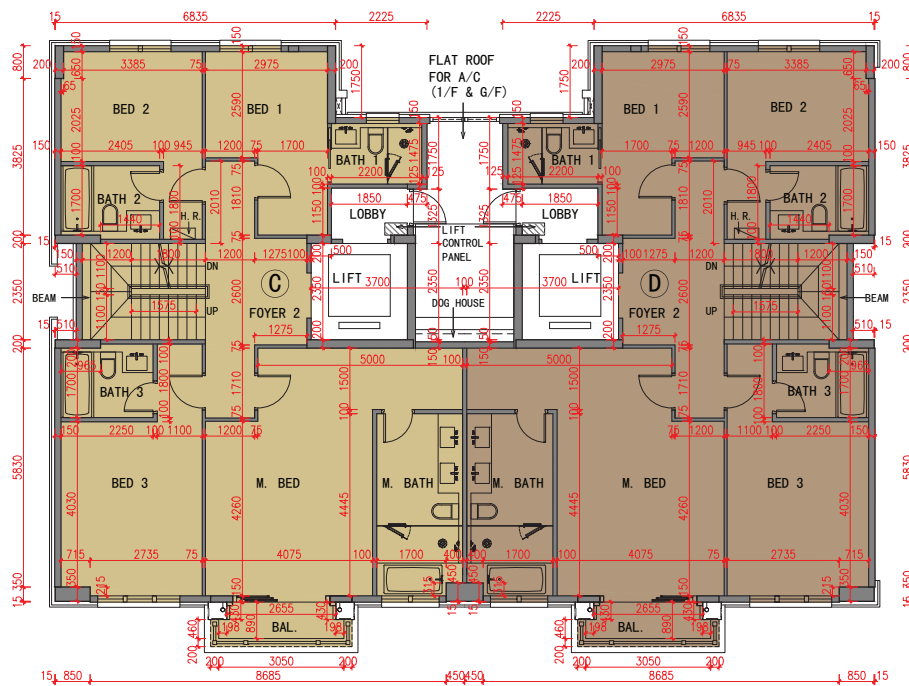
Scale 比例 : 0 5 (M米)

11. FLOOR PLANS OF RESIDENTIAL PROPERTIES IN THE DEVELOPMENT
發展項目的住宅物業的樓面平面圖

Block 9
第9座



2/F
2樓



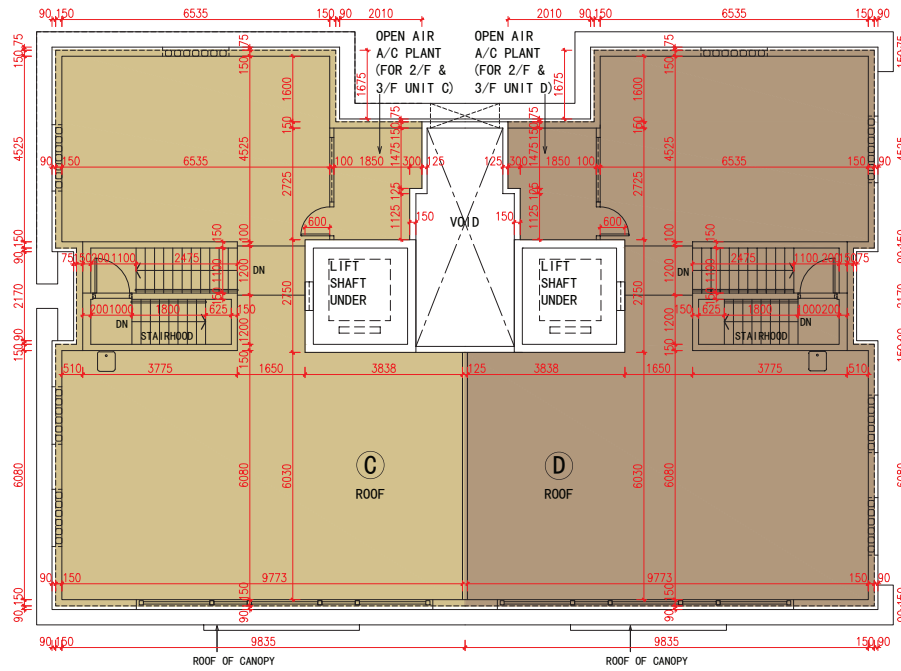
3/F
3樓

Scale 比例: 0 5 (M米)

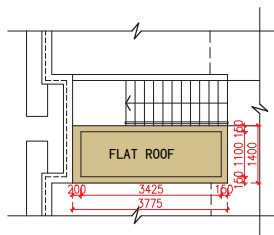
11. FLOOR PLANS OF RESIDENTIAL PROPERTIES IN THE DEVELOPMENT

發展項目的住宅物業的樓面平面圖

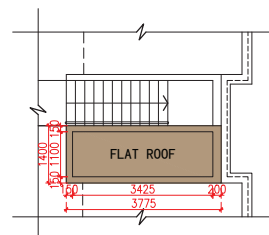
Block 9
第 9 座



Roof
天台



Top Roof
上層天台



Top Roof
上層天台

11. FLOOR PLANS OF RESIDENTIAL PROPERTIES IN THE DEVELOPMENT 發展項目的住宅物業的樓面平面圖

	Floor 樓層	Floor to floor height of each residential property (mm) 每個住宅物業的層與層之間的高度(毫米)				The thickness of the floor slabs (excluding plaster) of each residential property (mm) 每個住宅物業的樓板(不包括灰泥)的厚度(毫米)			
		Unit A A單位	Unit B B單位	Unit C C單位	Unit D D單位	Unit A A單位	Unit B B單位	Unit C C單位	Unit D D單位
BLOCK 9 第9座	G/F 地下	3500, 3850*	3500	3150, 3500	3150, 3500	150, 175, 200	150, 175, 200	150	150
	1/F 1樓	2950, 3300, 3650*	2950, 3300, 3650*	Not Applicable 不適用	Not Applicable 不適用	150, 175, 200	150, 175, 200	Not Applicable 不適用	Not Applicable 不適用
	2/F 2樓	Not Applicable 不適用	Not Applicable 不適用	3500, 3850*	3500, 3850*	Not Applicable 不適用	Not Applicable 不適用	150, 175, 200	150, 175, 200
	3/F 3樓	Not Applicable 不適用	Not Applicable 不適用	3300	3300	Not Applicable 不適用	Not Applicable 不適用	150, 175, 200	150, 175, 200
	Roof 天台	Not Applicable 不適用	Not Applicable 不適用	3097	3097	Not Applicable 不適用	Not Applicable 不適用	150	150
	Top Roof 上層天台	Not Applicable 不適用	Not Applicable 不適用	Not Applicable 不適用	Not Applicable 不適用	Not Applicable 不適用	Not Applicable 不適用	Not Applicable 不適用	Not Applicable 不適用

The internal areas of the residential properties on the upper floors will generally be slightly larger than those on the lower floors because of the reducing thickness of the structural walls on the upper floors. (Not applicable)

因住宅物業的較高樓層的結構牆的厚度遞減，較高樓層的內部面積，一般比較低樓層的內部面積稍大(不適用)。

Notes:

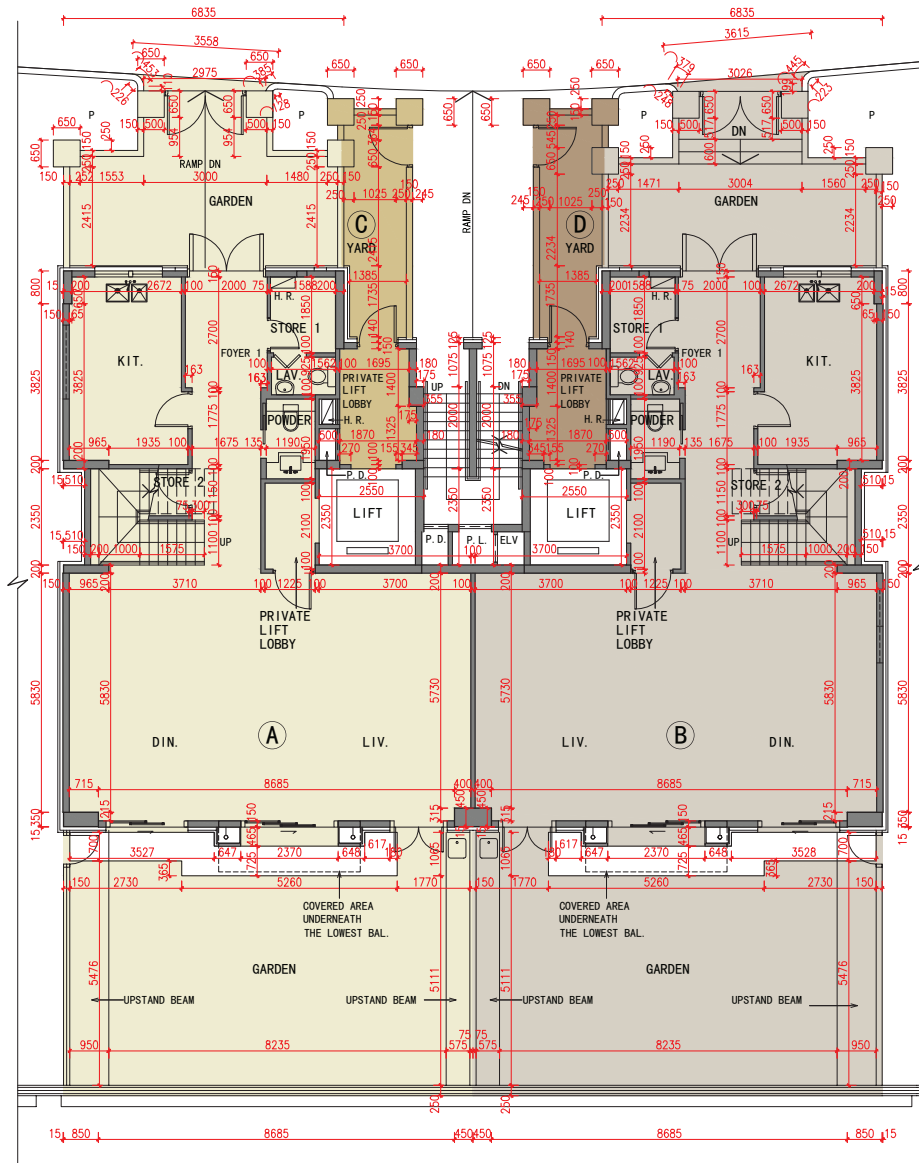
- The dimensions in the floor plan are all structural dimensions in millimeter.
 - There may be architectural features and/or exposed pipes on external walls of some houses and/or blocks. For details, please refer to the latest approved building plans.
 - There may be air-conditioners on designated open air area or air-conditioner platform or flat roof or roof of some houses and/or blocks. For details, please refer to the latest approved building plans.
 - Common and/or private pipes exposal and/or enclosed in cladding are located at/adjacent to flat roof and/or external wall of some houses and/or blocks. For details, please refer to the latest approved building plans.
 - There are ceiling bulkheads and/or sunken slabs and/or trenches of the above houses and/or blocks for the Mechanical and Electrical services.
 - Please refer to pages 21 to 24 of this sales brochure for legend of the terms and abbreviations and guidance notes in studying the floor plans of this section.
 - Floor to Floor height refers to the height between the top surface of the structure slab of a floor and the top surface of the structure slab of its immediate upper floor.
- * Inclusive of the sunken depth of the sunken slab on the floor of this floor 350mm.

備註：

- 平面圖所列之數字為以毫米標示之建築結構尺寸。
 - 部份洋房及/或多單位建築物的外牆設有建築裝飾及/或外露喉管。詳細資料請參考最新批准之建築圖則。
 - 部份洋房及/或多單位建築物的指定露天地方或冷氣機平台或平台或天台設有冷氣機。詳細資料請參考最新批准之建築圖則。
 - 部份洋房及/或多單位建築物的平台及/或外牆設有外露及/或外牆裝飾板內藏之公用及/或私人喉管。詳細資料請參考最新批准的建築圖則。
 - 部份洋房及/或多單位建築物有天花假陣及/或有跌級樓板及/或坑道以內藏機電設備。
 - 請參閱本售樓說明書第21至24頁之圖例及指引以協助解讀此部分的平面圖及其顯示之名稱及簡稱。
 - 層與層之間的高度指該樓層之石屎地台上一層石屎地台之高度距離。
- * 包括本層地台跌級樓板之跌級深度350毫米。

11. FLOOR PLANS OF RESIDENTIAL PROPERTIES IN THE DEVELOPMENT
 發展項目的住宅物業的樓面平面圖

Block 10
 第10座

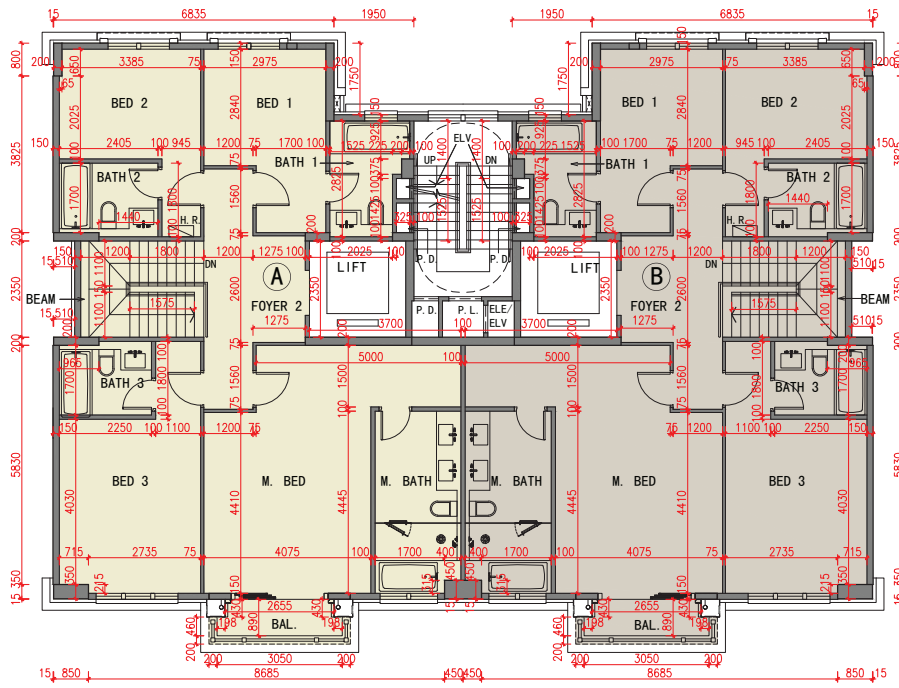


G/F
 地下

Scale 比例: 0 5 (M米)

11. FLOOR PLANS OF RESIDENTIAL PROPERTIES IN THE DEVELOPMENT
 發展項目的住宅物業的樓面平面圖

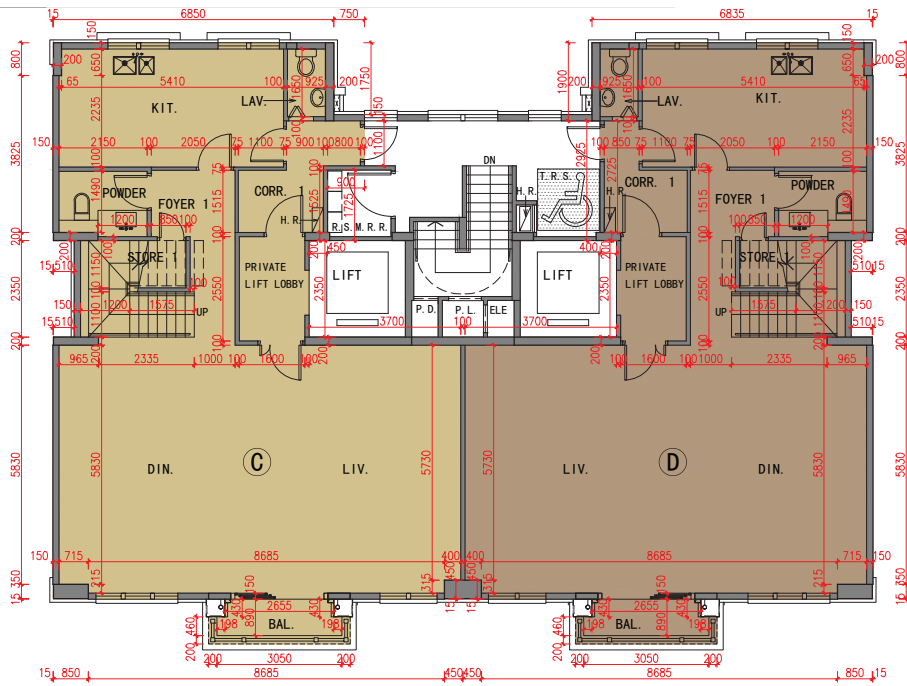
Block 10
 第10座



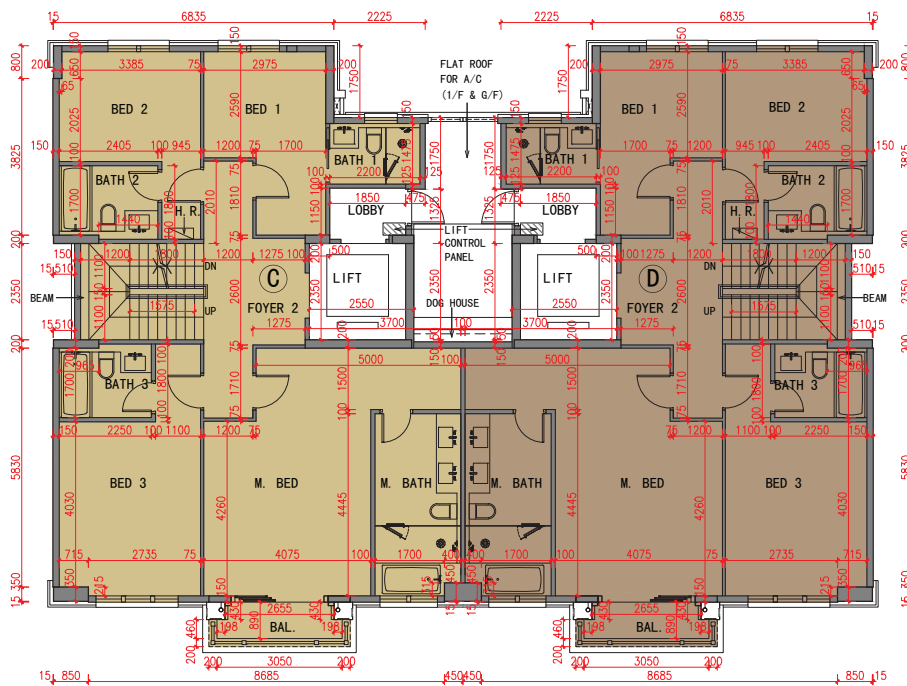
1/F
 1樓

11. FLOOR PLANS OF RESIDENTIAL PROPERTIES IN THE DEVELOPMENT
 發展項目的住宅物業的樓面平面圖

Block 10
 第10座



2/F
 2樓

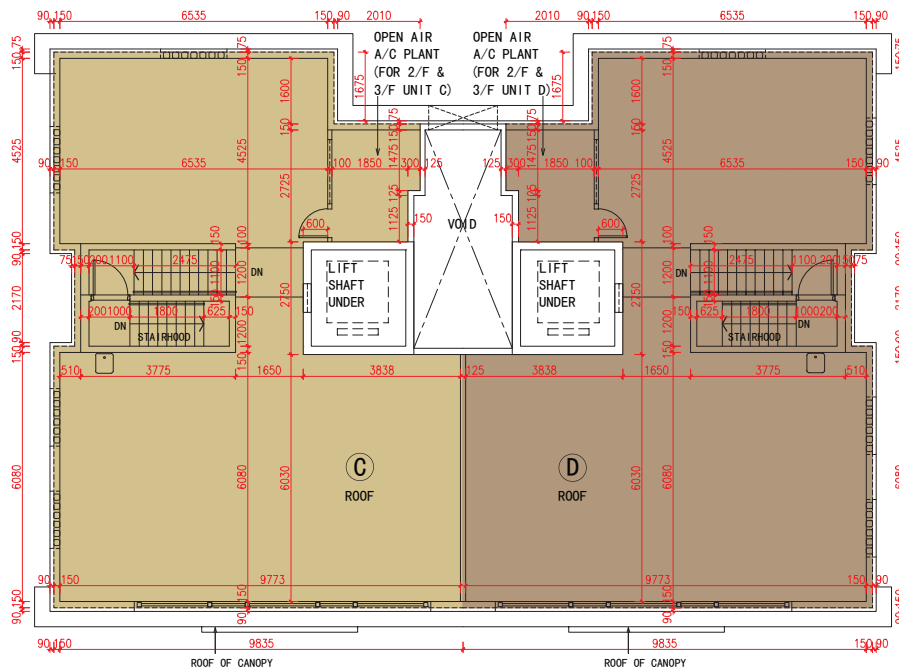


3/F
 3樓

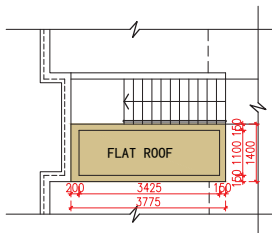
Scale 比例: 0 5 (M米)

11. FLOOR PLANS OF RESIDENTIAL PROPERTIES IN THE DEVELOPMENT
 發展項目的住宅物業的樓面平面圖

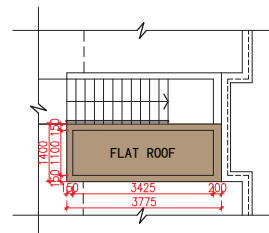
Block 10
 第 10 座



Roof
 天台



Top Roof
 上層天台



Top Roof
 上層天台

11. FLOOR PLANS OF RESIDENTIAL PROPERTIES IN THE DEVELOPMENT 發展項目的住宅物業的樓面平面圖

	Floor 樓層	Floor to floor height of each residential property (mm) 每個住宅物業的層與層之間的高度(毫米)				The thickness of the floor slabs (excluding plaster) of each residential property (mm) 每個住宅物業的樓板(不包括灰泥)的厚度(毫米)			
		Unit A A單位	Unit B B單位	Unit C C單位	Unit D D單位	Unit A A單位	Unit B B單位	Unit C C單位	Unit D D單位
BLOCK 10 第10座	G/F 地下	3500	3500	3150, 3500	3150, 3500	150, 175, 200	150, 175, 200	150	150
	1/F 1樓	2950, 3300, 3650*	2950, 3300, 3650*	Not Applicable 不適用	Not Applicable 不適用	150, 175, 200	150, 175, 200	Not Applicable 不適用	Not Applicable 不適用
	2/F 2樓	Not Applicable 不適用	Not Applicable 不適用	3500, 3850*	3500, 3850*	Not Applicable 不適用	Not Applicable 不適用	150, 175, 200	150, 175, 200
	3/F 3樓	Not Applicable 不適用	Not Applicable 不適用	3300	3300	Not Applicable 不適用	Not Applicable 不適用	150, 175, 200	150, 175, 200
	Roof 天台	Not Applicable 不適用	Not Applicable 不適用	3097	3097	Not Applicable 不適用	Not Applicable 不適用	150	150
	Top Roof 上層天台	Not Applicable 不適用	Not Applicable 不適用	Not Applicable 不適用	Not Applicable 不適用	Not Applicable 不適用	Not Applicable 不適用	Not Applicable 不適用	Not Applicable 不適用

The internal areas of the residential properties on the upper floors will generally be slightly larger than those on the lower floors because of the reducing thickness of the structural walls on the upper floors. (Not applicable)

因住宅物業的較高樓層的結構牆的厚度遞減，較高樓層的內部面積，一般比較低樓層的內部面積稍大(不適用)。

Notes:

- The dimensions in the floor plan are all structural dimensions in millimeter.
 - There may be architectural features and/or exposed pipes on external walls of some houses and/or blocks. For details, please refer to the latest approved building plans.
 - There may be air-conditioners on designated open air area or air-conditioner platform or flat roof or roof of some houses and/or blocks. For details, please refer to the latest approved building plans.
 - Common and/or private pipes exposure and/or enclosed in cladding are located at/adjacent to flat roof and/or external wall of some houses and/or blocks. For details, please refer to the latest approved building plans.
 - There are ceiling bulkheads and/or sunken slabs and/or trenches of the above houses and/or blocks for the Mechanical and Electrical services.
 - Please refer to pages 21 to 24 of this sales brochure for legend of the terms and abbreviations and guidance notes in studying the floor plans of this section.
 - Floor to Floor height refers to the height between the top surface of the structure slab of a floor and the top surface of the structure slab of its immediate upper floor.
- * Inclusive of the sunken depth of the sunken slab on the floor of this floor 350mm.

備註：

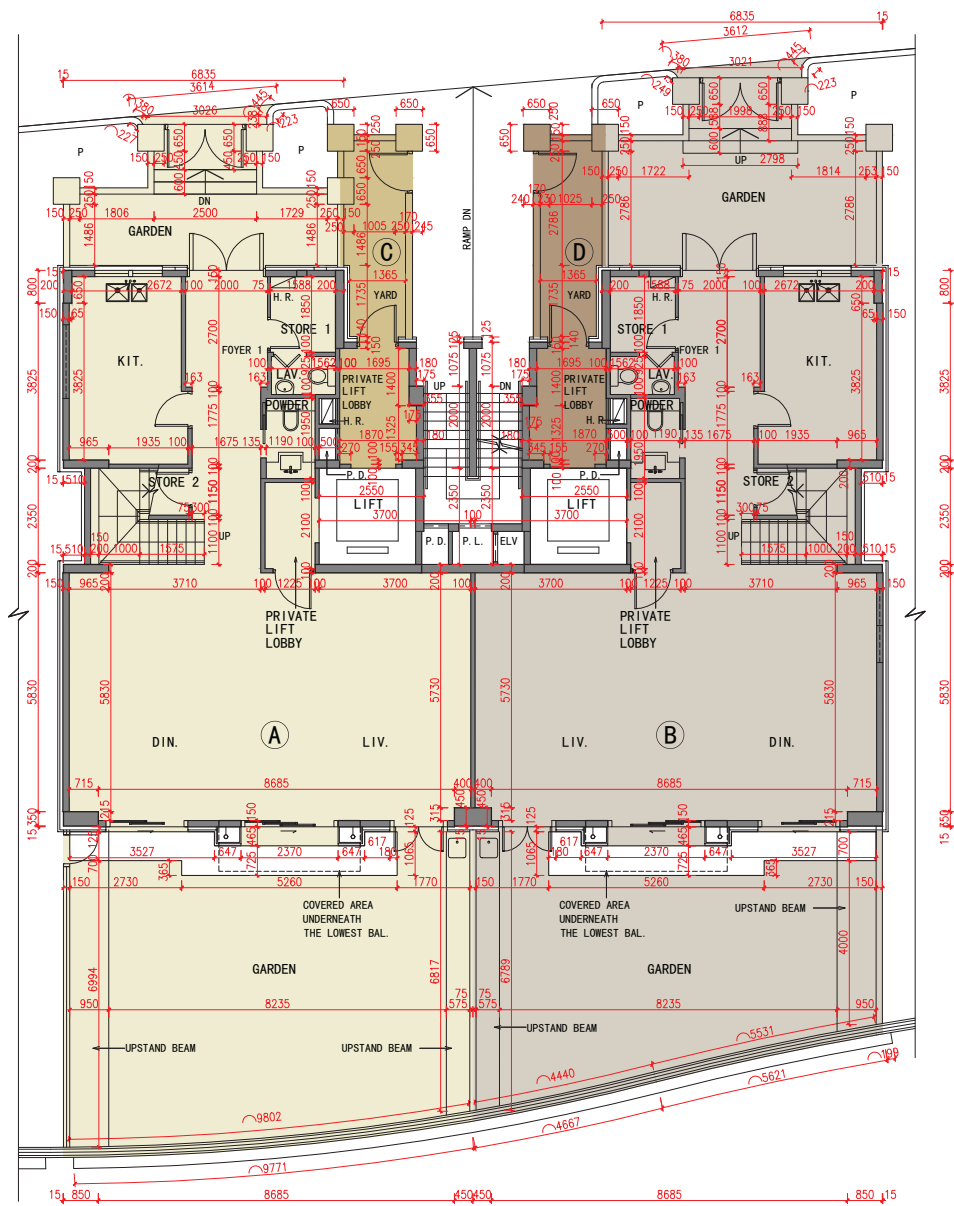
- 平面圖所列之數字為以毫米標示之建築結構尺寸。
 - 部份洋房及/或多單位建築物的外牆設有建築裝飾及/或外露喉管。詳細資料請參考最新批准之建築圖則。
 - 部份洋房及/或多單位建築物的指定露天地方或冷氣機平台或平台或天台設有冷氣機。詳細資料請參考最新批准之建築圖則。
 - 部份洋房及/或多單位建築物的平台及/或外牆設有外露及/或外牆裝飾板內藏之公用及/或私人喉管。詳細資料請參考最新批准的建築圖則。
 - 部份洋房及/或多單位建築物有天花假陣及/或有跌級樓板及/或坑道以內藏機電設備。
 - 請參閱本售樓說明書第21至24頁之圖例及指引以協助解讀此部分的平面圖及其顯示之名稱及簡稱。
 - 層與層之間的高度指該樓層之石屎地台上一層石屎地台之高度距離。
- * 包括本層地台跌級樓板之跌級深度350毫米。

This page left blank intentionally
本頁故意留白

11. FLOOR PLANS OF RESIDENTIAL PROPERTIES IN THE DEVELOPMENT

發展項目的住宅物業的樓面平面圖

Block 11
第11座

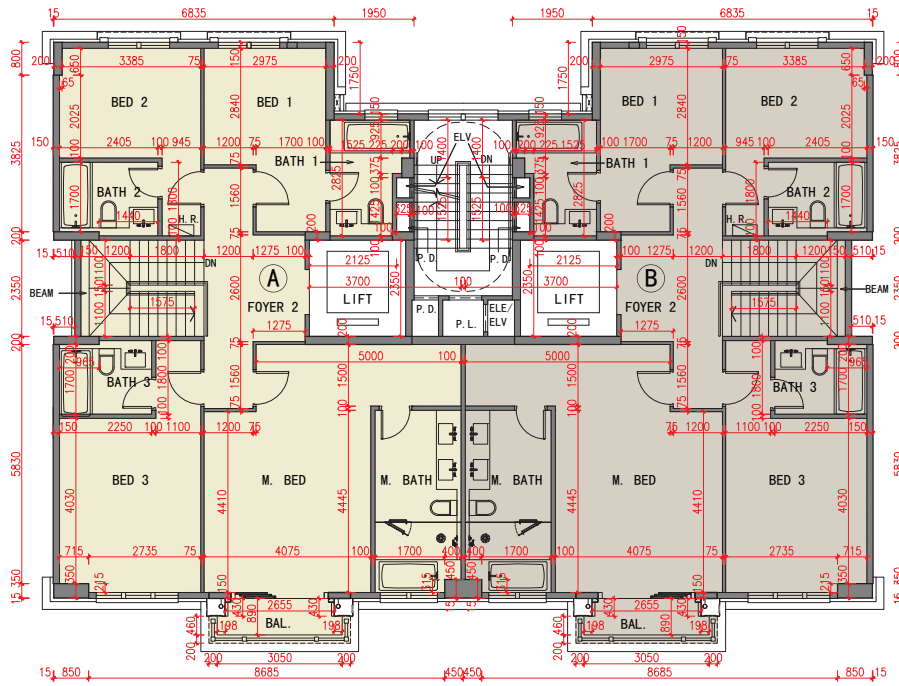


G/F
地下

Scale 比例: 0 5 (M米)

11. FLOOR PLANS OF RESIDENTIAL PROPERTIES IN THE DEVELOPMENT
 發展項目的住宅物業的樓面平面圖

Block 11
 第11座



1/F
 1樓

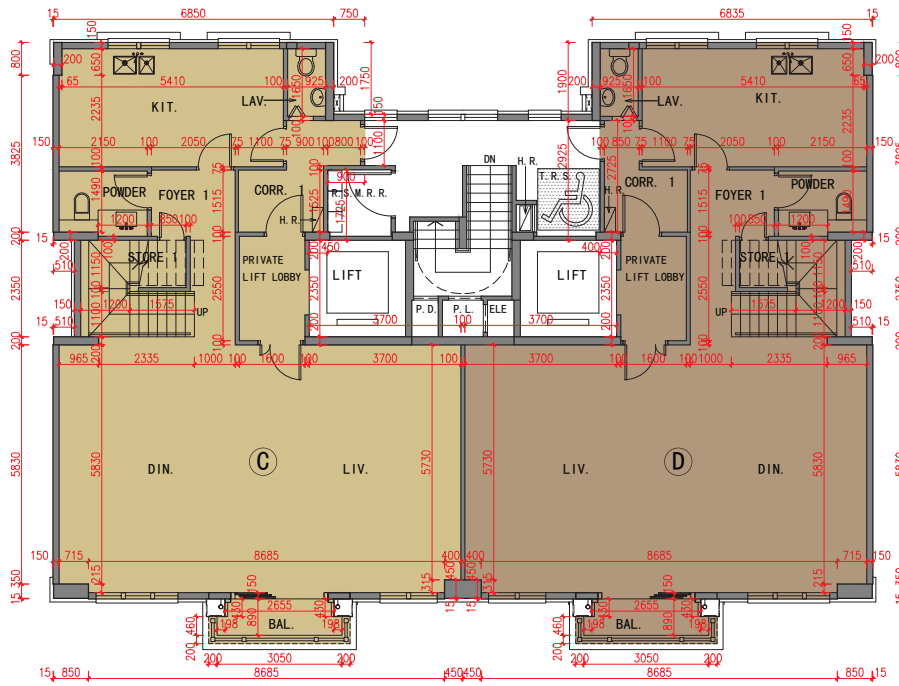
Scale 比例 : 0 5 (M米)

11. FLOOR PLANS OF RESIDENTIAL PROPERTIES IN THE DEVELOPMENT
 發展項目的住宅物業的樓面平面圖

Block 11
 第11座



As Per Approved General Building Plan
 根據批准建築圖則



2/F
 2樓

Scale 比例 : 0 5 (M米)

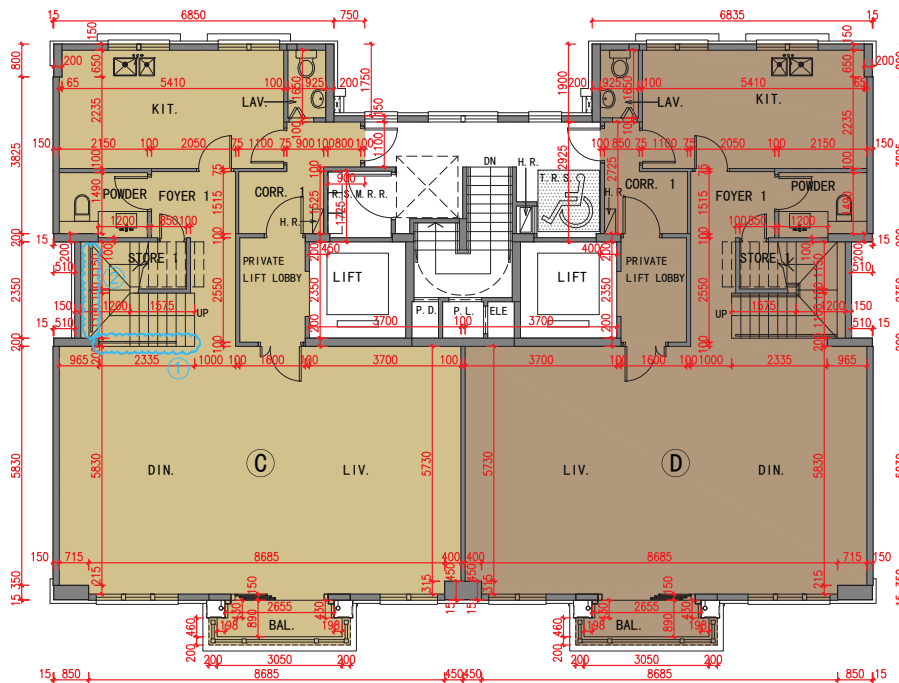
11. FLOOR PLANS OF RESIDENTIAL PROPERTIES IN THE DEVELOPMENT

發展項目的住宅物業的樓面平面圖

Block 11 第11座



Latest Layout Plan 現狀間隔平面圖



2/F
2樓

Scale 比例: (M米)

Notes:

- This part of Block 11 has been altered by way of minor works, designated exempted works, or exempted works under the Buildings Ordinance after completion of the Development, the latest condition of which is shown on the relevant latest layout plan. The alteration works are as follows:
 - The width of the staircase has been modified. Balustrade has been modified.
 - Balustrade location has been modified and added.
- Please refer to same page of this sales brochure in studying items of minor works, designated exempted works or exempted works under the Buildings Ordinance made in this unit as indicated with blue wavy line ().

備註:

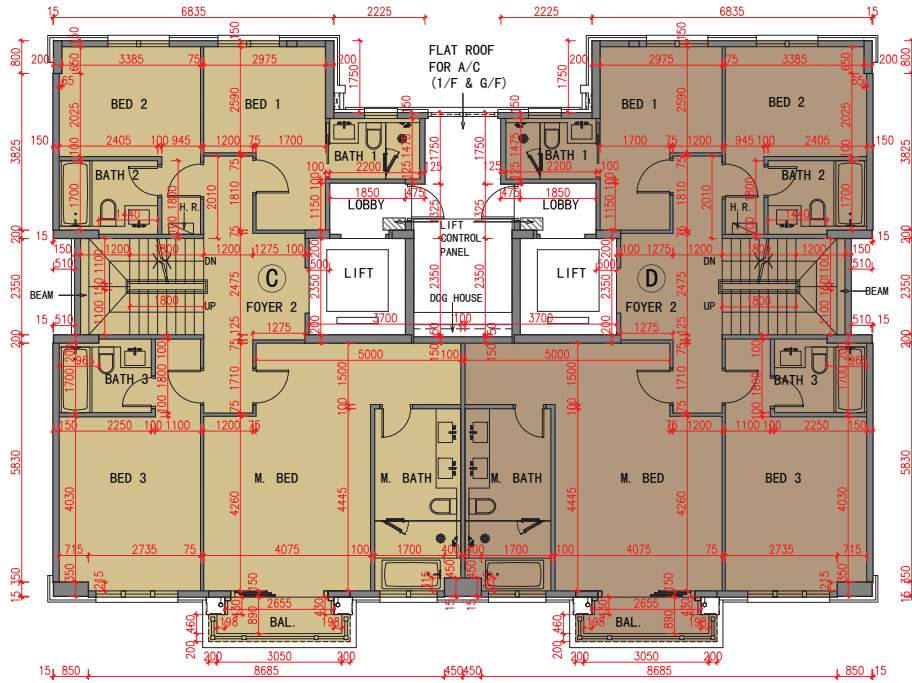
- 第11座此部份因在發展項目落成後進行小型工程、指定豁免工程或獲《建築物條例》豁免的工程而有所改動，現狀請參閱有關現狀間隔平面圖。該等改動如下：
 - 樓梯的寬度已被修改。扶手已被修改。
 - 扶手的位置已被修改及加建。
- 請參閱本售樓說明書本頁以協助閱讀本單位以藍色曲線 () 顯示之有關已完成的小型工程、指定豁免工程或獲《建築物條例》豁免的工程。

11. FLOOR PLANS OF RESIDENTIAL PROPERTIES IN THE DEVELOPMENT
 發展項目的住宅物業的樓面平面圖

Block 11
 第 11 座



As Per Approved General Building Plan
 根據批准建築圖則



3/F
 3樓

Scale 比例 : 0 5 (M米)

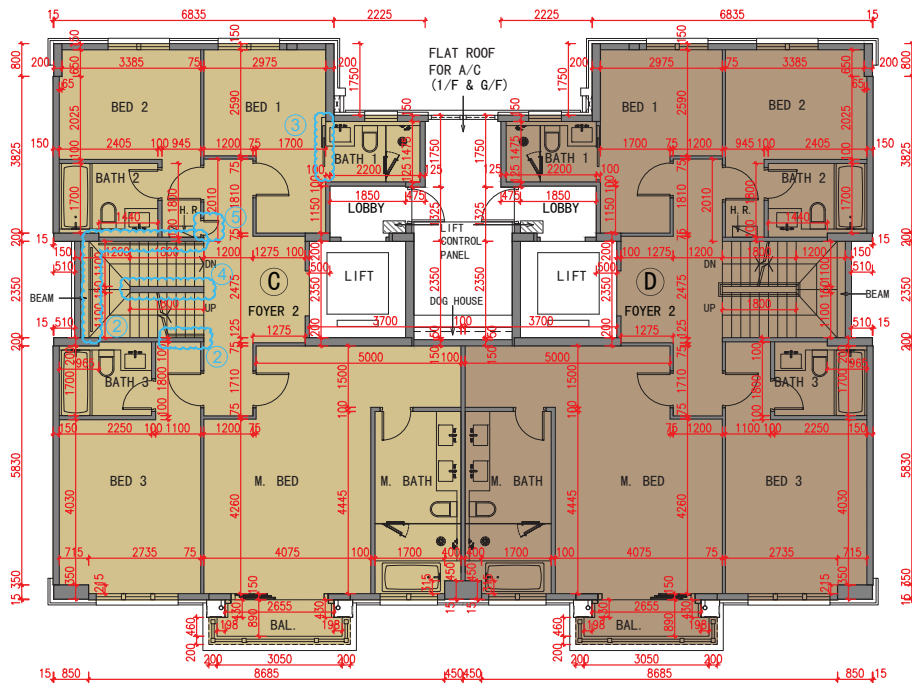
11. FLOOR PLANS OF RESIDENTIAL PROPERTIES IN THE DEVELOPMENT

發展項目的住宅物業的樓面平面圖

Block 11
第11座



Latest Layout Plan
現狀間隔平面圖



3/F
3樓

Scale 比例: (M米)

Notes:

- This part of Block 11 has been altered by way of minor works, designated exempted works, or exempted works under the Buildings Ordinance after completion of the Development, the latest condition of which is shown on the relevant latest layout plan. The alteration works are as follows:
 - Balustrade location has been modified and added.
 - Sliding door location has been modified.
 - New block wall has been added.
 - New swing door has been added.
- Please refer to same page of this sales brochure in studying items of minor works, designated exempted works or exempted works under the Buildings Ordinance made in this unit as indicated with blue wavy line ().

備註:

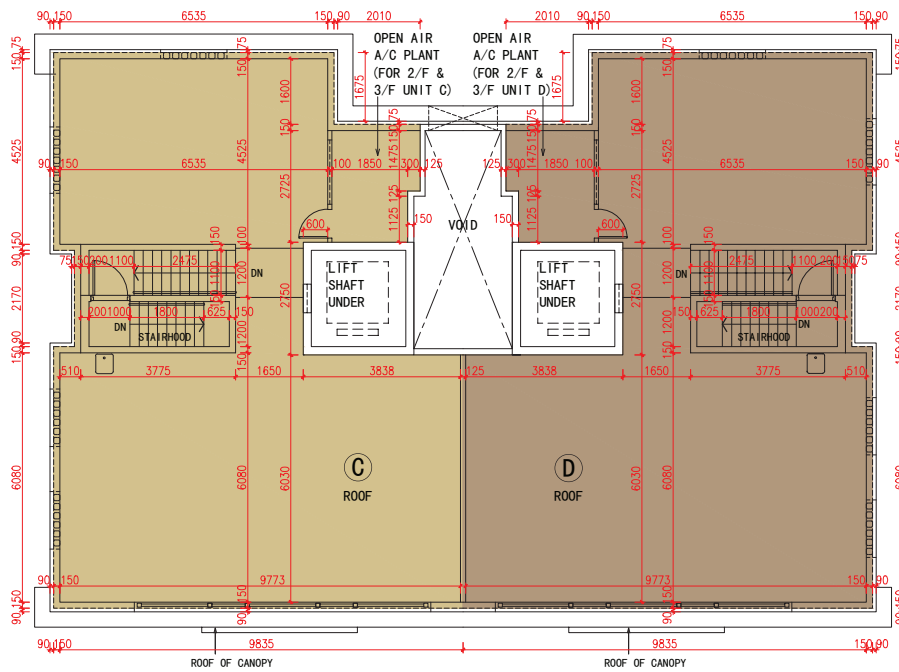
- 第11座此部份因在發展項目落成後進行小型工程、指定豁免工程或獲《建築物條例》豁免的工程而有所改動，現狀請參閱有關現狀間隔平面圖。該等改動如下：
 - 扶手的位置已被修改及加建。
 - 趟門的位置已被修改。
 - 加建新磚牆。
 - 加建新掩門。
- 請參閱本售樓說明書本頁以協助閱讀本單位以藍色曲線()顯示之有關已完成的小型工程、指定豁免工程或獲《建築物條例》豁免的工程。

11. FLOOR PLANS OF RESIDENTIAL PROPERTIES IN THE DEVELOPMENT
 發展項目的住宅物業的樓面平面圖

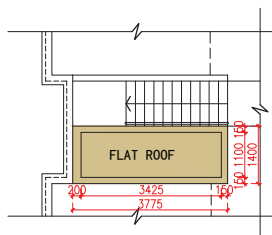
Block 11
 第11座



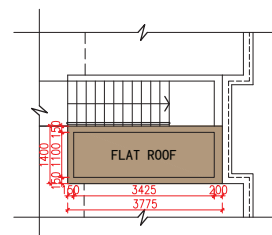
As Per Approved General Building Plan
 根據批准建築圖則



Roof
 天台



Top Roof
 上層天台



Top Roof
 上層天台

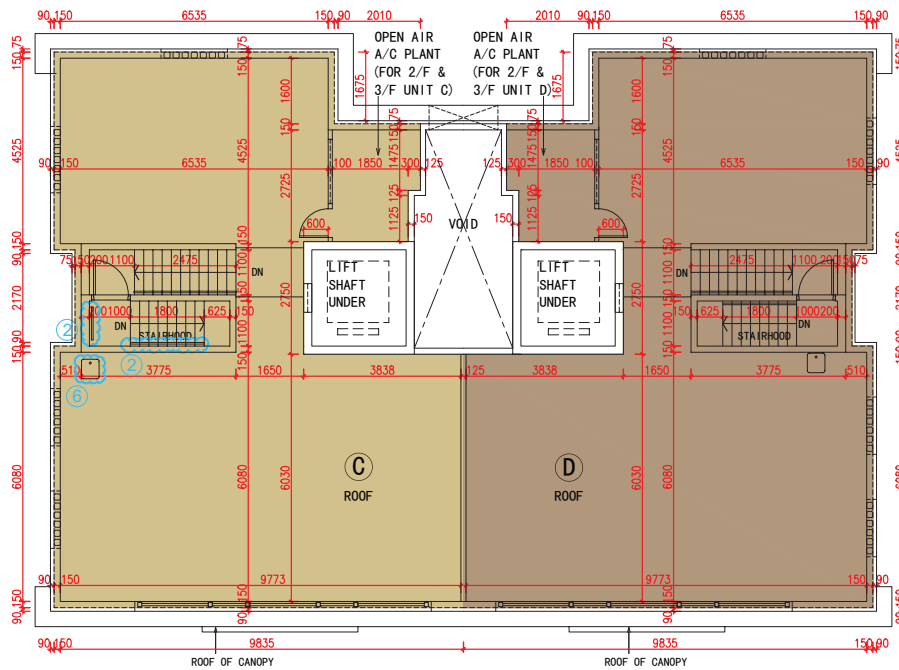
11. FLOOR PLANS OF RESIDENTIAL PROPERTIES IN THE DEVELOPMENT

發展項目的住宅物業的樓面平面圖

Block 11 第11座



Latest Layout Plan 現狀間隔平面圖



Roof
天台

Scale 比例: 5 (M米)

Notes:

- This part of Block 11 has been altered by way of minor works, designated exempted works, or exempted works under the Buildings Ordinance after completion of the Development, the latest condition of which is shown on the relevant latest layout plan. The alteration works are as follows:
 - Balustrade location has been modified and added.
 - Sink location has been modified.
- Please refer to same page of this sales brochure in studying items of minor works, designated exempted works or exempted works under the Buildings Ordinance made in this unit as indicated with blue wavy line ().

備註:

- 第11座此部份因在發展項目落成後進行小型工程、指定豁免工程或獲《建築物條例》豁免的工程而有所改動，現狀請參閱有關現狀間隔平面圖。該等改動如下：
 - 扶手的位置已被修改及加建。
 - 洗滌盆的位置已被修改。
- 請參閱本售樓說明書本頁以協助閱讀本單位以藍色曲線 () 顯示之有關已完成的小型工程、指定豁免工程或獲《建築物條例》豁免的工程。

11. FLOOR PLANS OF RESIDENTIAL PROPERTIES IN THE DEVELOPMENT 發展項目的住宅物業的樓面平面圖

	Floor 樓層	Floor to floor height of each residential property (mm) 每個住宅物業的層與層之間的高度(毫米)				The thickness of the floor slabs (excluding plaster) of each residential property (mm) 每個住宅物業的樓板(不包括灰泥)的厚度(毫米)			
		Unit A A單位	Unit B B單位	Unit C C單位	Unit D D單位	Unit A A單位	Unit B B單位	Unit C C單位	Unit D D單位
BLOCK 11 第11座	G/F 地下	3500	3500	3150, 3500	3150, 3500	150, 175, 200	150, 175, 200	150	150
	1/F 1樓	2950, 3300, 3650*	2950, 3300, 3650*	Not Applicable 不適用	Not Applicable 不適用	150, 175, 200	150, 175, 200	Not Applicable 不適用	Not Applicable 不適用
	2/F 2樓	Not Applicable 不適用	Not Applicable 不適用	3500, 3850*	3500, 3850*	Not Applicable 不適用	Not Applicable 不適用	150, 175, 200	150, 175, 200
	3/F 3樓	Not Applicable 不適用	Not Applicable 不適用	3300	3300	Not Applicable 不適用	Not Applicable 不適用	150, 175, 200	150, 175, 200
	Roof 天台	Not Applicable 不適用	Not Applicable 不適用	3097	3097	Not Applicable 不適用	Not Applicable 不適用	150	150
	Top Roof 上層天台	Not Applicable 不適用	Not Applicable 不適用	Not Applicable 不適用	Not Applicable 不適用	Not Applicable 不適用	Not Applicable 不適用	Not Applicable 不適用	Not Applicable 不適用

The internal areas of the residential properties on the upper floors will generally be slightly larger than those on the lower floors because of the reducing thickness of the structural walls on the upper floors. (Not applicable)

因住宅物業的較高樓層的結構牆的厚度遞減，較高樓層的內部面積，一般比較低樓層的內部面積稍大(不適用)。

Notes:

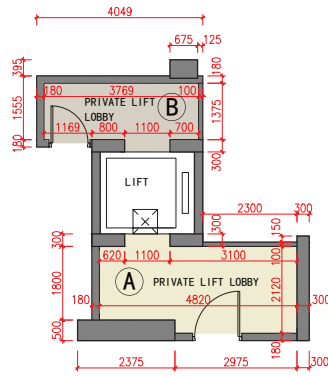
- The dimensions in the floor plan are all structural dimensions in millimeter.
 - There may be architectural features and/or exposed pipes on external walls of some houses and/or blocks. For details, please refer to the latest approved building plans.
 - There may be air-conditioners on designated open air area or air-conditioner platform or flat roof or roof of some houses and/or blocks. For details, please refer to the latest approved building plans.
 - Common and/or private pipes exposure and/or enclosed in cladding are located at/adjacent to flat roof and/or external wall of some houses and/or blocks. For details, please refer to the latest approved building plans.
 - There are ceiling bulkheads and/or sunken slabs and/or trenches of the above houses and/or blocks for the Mechanical and Electrical services.
 - Please refer to pages 21 to 24 of this sales brochure for legend of the terms and abbreviations and guidance notes in studying the floor plans of this section.
 - Floor to Floor height refers to the height between the top surface of the structure slab of a floor and the top surface of the structure slab of its immediate upper floor.
- * Inclusive of the sunken depth of the sunken slab on the floor of this floor 350mm.

備註：

- 平面圖所列之數字為以毫米標示之建築結構尺寸。
 - 部份洋房及/或多單位建築物的外牆設有建築裝飾及/或外露喉管。詳細資料請參考最新批准之建築圖則。
 - 部份洋房及/或多單位建築物的指定露天地方或冷氣機平台或平台或天台設有冷氣機。詳細資料請參考最新批准之建築圖則。
 - 部份洋房及/或多單位建築物的平台及/或外牆設有外露及/或外牆裝飾板內藏之公用及/或私人喉管。詳細資料請參考最新批准的建築圖則。
 - 部份洋房及/或多單位建築物有天花假陣及/或有跌級樓板及/或坑道以內藏機電設備。
 - 請參閱本售樓說明書第21至24頁之圖例及指引以協助解讀此部分的平面圖及其顯示之名稱及簡稱。
 - 層與層之間的高度指該樓層之石屎地台上一層石屎地台之高度距離。
- * 包括本層地台跌級樓板之跌級深度350毫米。

11. FLOOR PLANS OF RESIDENTIAL PROPERTIES IN THE DEVELOPMENT
發展項目的住宅物業的樓面平面圖

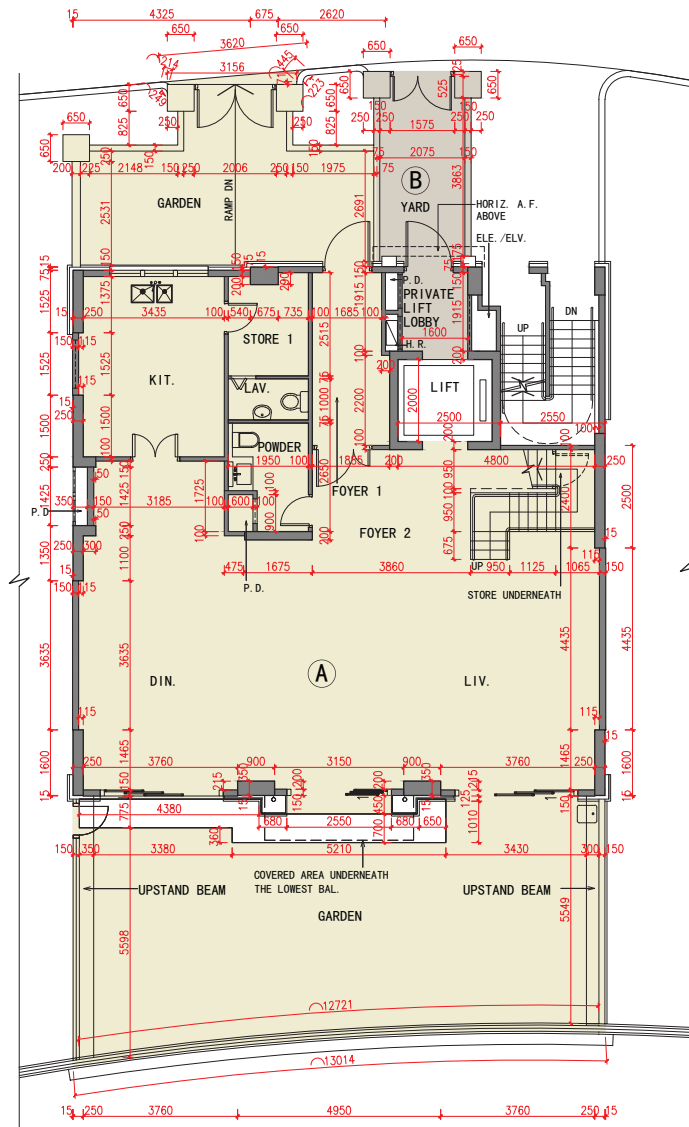
Block 12
第12座



LG/F
地下低層

11. FLOOR PLANS OF RESIDENTIAL PROPERTIES IN THE DEVELOPMENT
 發展項目的住宅物業的樓面平面圖

Block 12
 第12座

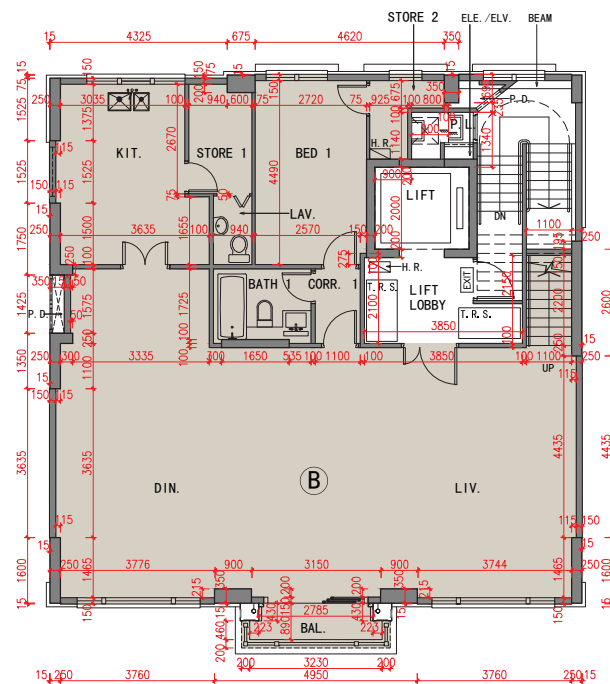
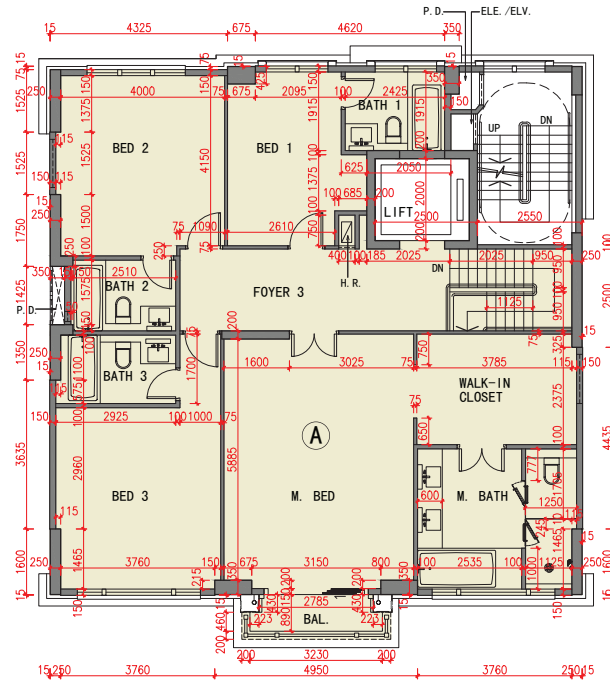


G/F
 地下

Scale 比例 : 0 5 (M米)

11. FLOOR PLANS OF RESIDENTIAL PROPERTIES IN THE DEVELOPMENT
 發展項目的住宅物業的樓面平面圖

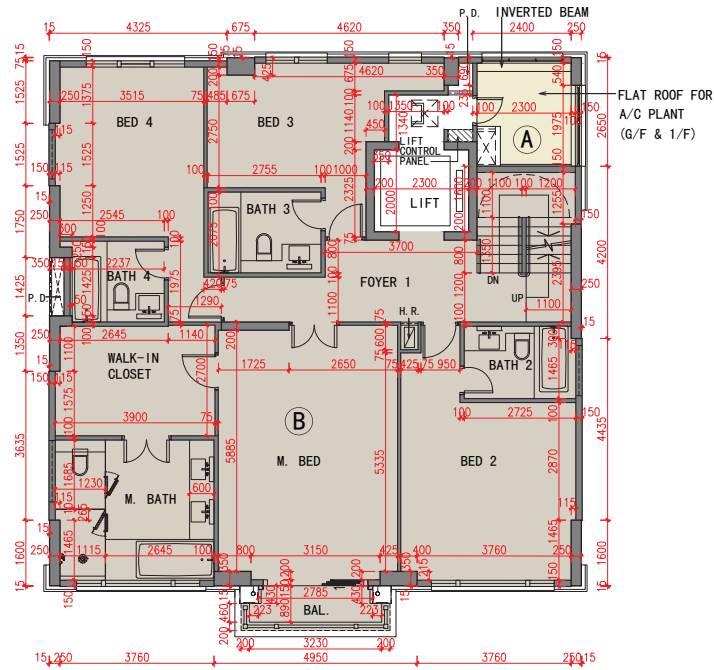
Block 12
 第 12 座



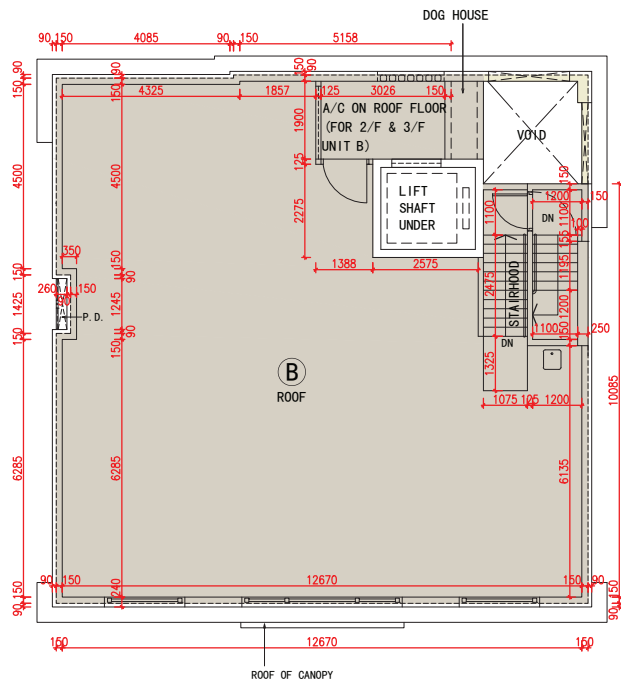
Scale 比例 : 0 5 (M米)

11. FLOOR PLANS OF RESIDENTIAL PROPERTIES IN THE DEVELOPMENT
 發展項目的住宅物業的樓面平面圖

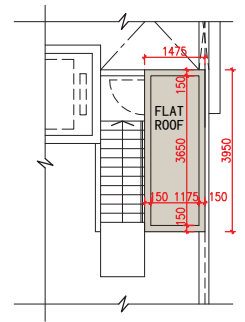
Block 12
 第12座



3/F
 3樓



Roof
 天台



Top Roof
 上層天台

Scale 比例: 0 5 (M米)

11. FLOOR PLANS OF RESIDENTIAL PROPERTIES IN THE DEVELOPMENT 發展項目的住宅物業的樓面平面圖

	Floor 樓層	Floor to floor height of each residential property (mm) 每個住宅物業的層與層之間的高度(毫米)		The thickness of the floor slabs (excluding plaster) of each residential property (mm) 每個住宅物業的樓板(不包括灰泥)的厚度(毫米)	
		Unit A A單位	Unit B B單位	Unit A A單位	Unit B B單位
BLOCK 12 第12座	LG/F 地下低層	5090	5090	200	200
	G/F 地下	3500	3500	150, 200	150, 200
	1/F 1樓	2950, 3300	Not Applicable 不適用	150, 200	Not Applicable 不適用
	2/F 2樓	Not Applicable 不適用	3500, 3850*	Not Applicable 不適用	150, 200
	3/F 3樓	Not Applicable 不適用	3300	Not Applicable 不適用	150, 200
	Roof 天台	Not Applicable 不適用	3345	Not Applicable 不適用	150
	Top Roof 上層天台	Not Applicable 不適用	Not Applicable 不適用	Not Applicable 不適用	Not Applicable 不適用

The internal areas of the residential properties on the upper floors will generally be slightly larger than those on the lower floors because of the reducing thickness of the structural walls on the upper floors. (Not applicable)

因住宅物業的較高樓層的結構牆的厚度遞減，較高樓層的內部面積，一般比較低樓層的內部面積稍大(不適用)。

Notes:

- The dimensions in the floor plan are all structural dimensions in millimeter.
- There may be architectural features and/or exposed pipes on external walls of some houses and/or blocks. For details, please refer to the latest approved building plans.
- There may be air-conditioners on designated open air area or air-conditioner platform or flat roof or roof of some houses and/or blocks. For details, please refer to the latest approved building plans.
- Common and/or private pipes exposure and/or enclosed in cladding are located at/adjacent to flat roof and/or external wall of some houses and/or blocks. For details, please refer to the latest approved building plans.
- There are ceiling bulkheads and/or sunken slabs and/or trenches of the above houses and/or blocks for the Mechanical and Electrical services.
- Please refer to pages 21 to 24 of this sales brochure for legend of the terms and abbreviations and guidance notes in studying the floor plans of this section.
- Floor to Floor height refers to the height between the top surface of the structure slab of a floor and the top surface of the structure slab of its immediate upper floor.

* Inclusive of the sunken depth of the sunken slab on the floor of this floor 350mm.

備註：

- 平面圖所列之數字為以毫米標示之建築結構尺寸。
- 部份洋房及/或多單位建築物的外牆設有建築裝飾及/或外露喉管。詳細資料請參考最新批准之建築圖則。
- 部份洋房及/或多單位建築物的指定露天地方或冷氣機平台或平台或天台設有冷氣機。詳細資料請參考最新批准之建築圖則。
- 部份洋房及/或多單位建築物的平台及/或外牆設有外露及/或外牆裝飾板內藏之公用及/或私人喉管。詳細資料請參考最新批准的建築圖則。
- 部份洋房及/或多單位建築物有天花假陣及/或有跌級樓板及/或坑道以內藏機電設備。
- 請參閱本售樓說明書第21至24頁之圖例及指引以協助解讀此部分的平面圖及其顯示之名稱及簡稱。
- 層與層之間的高度指該樓層之石屎地台上一層石屎地台之高度距離。

* 包括本層地台跌級樓板之跌級深度350毫米。

12. AREA OF RESIDENTIAL PROPERTIES IN THE DEVELOPMENT 發展項目中的住宅物業的面積

Description of Residential Property 住宅物業的描述	Saleable Area (including balcony, utility platform and verandah, if any) sq. metre (sq. ft.) 實用面積 (包括露台、工作平台及陽台(如有)) 平方米(平方呎)	Area of other specified items (Not included in the Saleable Area) sq. metre (sq. ft.) 其他指明項目的面積(不計入實用面積)平方米(平方呎)									
		Air-conditioning plant room 空調機房	Bay window 窗台	Cockloft 閣樓	Flat roof 平台	Garden 花園	Parking space 停車位	Roof 天台	Stairhood 梯屋	Terrace 前庭	Yard 庭院
HOUSE 1 1號洋房	657.688 (7,079) Balcony 露台: 7.406 (80) Utility Platform 工作平台: - (-) Verandah 陽台: - (-)	-	-	-	10.035 (108)	725.611 (7,810)	-	151.437 (1,630)	-	26.455 (285)	-
HOUSE 2 2號洋房	439.648 (4,732) Balcony 露台: 9.984 (107) Utility Platform 工作平台: - (-) Verandah 陽台: - (-)	-	-	-	8.424 (91)	149.422 (1,608)	-	98.176 (1,057)	3.300 (36)	-	-
HOUSE 3 3號洋房	435.660 (4,689) Balcony 露台: 9.984 (107) Utility Platform 工作平台: - (-) Verandah 陽台: - (-)	-	-	-	8.424 (91)	150.857 (1,624)	-	97.113 (1,045)	3.321 (36)	-	-
HOUSE 5 5號洋房	435.969 (4,693) Balcony 露台: 9.984 (107) Utility Platform 工作平台: - (-) Verandah 陽台: - (-)	-	-	-	8.424 (91)	150.898 (1,624)	-	97.113 (1,045)	3.321 (36)	-	-
HOUSE 6 6號洋房	440.059 (4,737) Balcony 露台: 9.984 (107) Utility Platform 工作平台: - (-) Verandah 陽台: - (-)	-	-	-	8.424 (91)	149.406 (1,608)	-	98.176 (1,057)	3.300 (36)	-	-
HOUSE 7 7號洋房	439.203 (4,728) Balcony 露台: 9.984 (107) Utility Platform 工作平台: - (-) Verandah 陽台: - (-)	-	-	-	8.424 (91)	136.924 (1,474)	-	97.113 (1,045)	3.321 (36)	-	-
HOUSE 8 8號洋房	624.552 (6,723) Balcony 露台: 8.622 (93) Utility Platform 工作平台: - (-) Verandah 陽台: - (-)	-	-	-	10.800 (116)	335.226 (3,608)	-	136.022 (1,464)	-	28.734 (309)	-
HOUSE 9 9號洋房	334.576 (3,601) Balcony 露台: 8.280 (89) Utility Platform 工作平台: - (-) Verandah 陽台: - (-)	-	-	-	6.311 (68)	125.510 (1,351)	-	68.653 (739)	2.475 (27)	-	-
HOUSE 10 10號洋房	492.441 (5,301) Balcony 露台: 7.651 (82) Utility Platform 工作平台: - (-) Verandah 陽台: - (-)	-	-	-	8.211 (88)	196.524 (2,115)	-	113.332 (1,220)	3.273 (35)	-	-

The Saleable Area of each residential property and the floor area of every balcony, utility platform and verandah (if any) are calculated in accordance with Section 8 of the Residential Properties (First-hand Sales) Ordinance; and the areas of the other specified items (not included in the saleable area) are calculated in accordance with Part 2 of Schedule 2 of the Residential Properties (First-hand Sales) Ordinance.

Notes:

- The above areas have been converted to square feet based on a conversion rate of 1 square metre = 10.764 square feet and rounded to the nearest whole square foot, which may be slightly different from the area shown in square metre.
- House 4, House 13, House 14, House 24, House 34 and House 37 are omitted.

上述所列之每個住宅物業的實用面積，以及每一個露台、工作平台及陽台(如有)的樓面面積，是按照《一手住宅物業銷售條例》第8條計算得出的。其他指明項目的面積(不計入實用面積)，是按照《一手住宅物業銷售條例》附表2第2部計算得出的。

備註：

- 上述所列之面積以1平方米=10.764平方呎換算，並四捨五入至整數平方呎，以平方呎與以平方米表述之面積可能有些微差異。
- 不設4號洋房、13號洋房、14號洋房、24號洋房、34號洋房及37號洋房。

12. AREA OF RESIDENTIAL PROPERTIES IN THE DEVELOPMENT 發展項目中的住宅物業的面積

Description of Residential Property 住宅物業的描述	Saleable Area (including balcony, utility platform and verandah, if any) sq. metre (sq. ft.) 實用面積 (包括露台、工作平台及陽台(如有)) 平方米(平方呎)	Area of other specified items (Not included in the Saleable Area) sq. metre (sq. ft.) 其他指明項目的面積(不計入實用面積)平方米(平方呎)									
		Air-conditioning plant room 空調機房	Bay window 窗台	Cockloft 閣樓	Flat roof 平台	Garden 花園	Parking space 停車位	Roof 天台	Stairhood 梯屋	Terrace 前庭	Yard 庭院
HOUSE 11 11號洋房	309.936 (3,336) Balcony 露台: 8.280 (89) Utility Platform 工作平台: - (-) Verandah 陽台: - (-)	-	-	-	6.256 (67)	63.215 (680)	-	68.465 (737)	2.497 (27)	-	-
HOUSE 12 12號洋房	252.294 (2,716) Balcony 露台: 3.360 (36) Utility Platform 工作平台: - (-) Verandah 陽台: - (-)	-	-	-	7.047 (76)	37.860 (408)	-	48.882 (526)	3.303 (36)	-	-
HOUSE 15 15號洋房	250.354 (2,695) Balcony 露台: 3.360 (36) Utility Platform 工作平台: - (-) Verandah 陽台: - (-)	-	-	-	7.047 (76)	39.510 (425)	-	48.882 (526)	3.303 (36)	-	-
HOUSE 16 16號洋房	285.655 (3,075) Balcony 露台: 3.000 (32) Utility Platform 工作平台: - (-) Verandah 陽台: - (-)	-	-	-	7.292 (78)	48.457 (522)	-	58.564 (630)	3.285 (35)	-	-
HOUSE 17 17號洋房	284.228 (3,059) Balcony 露台: 3.000 (32) Utility Platform 工作平台: - (-) Verandah 陽台: - (-)	-	-	-	7.292 (78)	54.956 (592)	-	58.564 (630)	3.285 (35)	-	-
HOUSE 18 18號洋房	517.175 (5,567) Balcony 露台: 7.651 (82) Utility Platform 工作平台: - (-) Verandah 陽台: - (-)	-	-	-	8.211 (88)	292.518 (3,149)	-	113.332 (1,220)	3.273 (35)	-	-
HOUSE 19 19號洋房	284.229 (3,059) Balcony 露台: 3.000 (32) Utility Platform 工作平台: - (-) Verandah 陽台: - (-)	-	-	-	7.292 (78)	58.637 (631)	-	58.564 (630)	3.285 (35)	-	-
HOUSE 20 20號洋房	320.568 (3,451) Balcony 露台: 8.280 (89) Utility Platform 工作平台: - (-) Verandah 陽台: - (-)	-	-	-	6.256 (67)	106.577 (1,147)	-	68.465 (737)	2.497 (27)	-	-

The Saleable Area of each residential property and the floor area of every balcony, utility platform and verandah (if any) are calculated in accordance with Section 8 of the Residential Properties (First-hand Sales) Ordinance; and the areas of the other specified items (not included in the saleable area) are calculated in accordance with Part 2 of Schedule 2 of the Residential Properties (First-hand Sales) Ordinance.

Notes:

- The above areas have been converted to square feet based on a conversion rate of 1 square metre = 10.764 square feet and rounded to the nearest whole square foot, which may be slightly different from the area shown in square metre.
- House 4, House 13, House 14, House 24, House 34 and House 37 are omitted.

上述所列之每個住宅物業的實用面積，以及每一個露台、工作平台及陽台(如有)的樓面面積，是按照《一手住宅物業銷售條例》第8條計算得出的。其他指明項目的面積(不計入實用面積)，是按照《一手住宅物業銷售條例》附表2第2部計算得出的。

備註：

- 上述所列之面積以1平方米=10.764平方呎換算，並四捨五入至整數平方呎，以平方呎與以平方米表述之面積可能有些微差異。
- 不設4號洋房、13號洋房、14號洋房、24號洋房、34號洋房及37號洋房。

12. AREA OF RESIDENTIAL PROPERTIES IN THE DEVELOPMENT 發展項目中的住宅物業的面積

Description of Residential Property 住宅物業的描述	Saleable Area (including balcony, utility platform and verandah, if any) sq. metre (sq. ft.) 實用面積 (包括露台、工作平台及陽台(如有)) 平方米(平方呎)	Area of other specified items (Not included in the Saleable Area) sq. metre (sq. ft.) 其他指明項目的面積(不計入實用面積)平方米(平方呎)									
		Air-conditioning plant room 空調機房	Bay window 窗台	Cockloft 閣樓	Flat roof 平台	Garden 花園	Parking space 停車位	Roof 天台	Stairhood 梯屋	Terrace 前庭	Yard 庭院
HOUSE 21 21號洋房	307.911 (3,314) Balcony 露台: 8.280 (89) Utility Platform 工作平台: - (-) Verandah 陽台: - (-)	-	-	-	6.256 (67)	106.355 (1,145)	-	68.465 (737)	2.497 (27)	-	-
HOUSE 22 22號洋房	308.995 (3,326) Balcony 露台: 8.280 (89) Utility Platform 工作平台: - (-) Verandah 陽台: - (-)	-	-	-	6.256 (67)	104.355 (1,123)	-	68.465 (737)	2.497 (27)	-	-
HOUSE 23 23號洋房	307.715 (3,312) Balcony 露台: 8.280 (89) Utility Platform 工作平台: - (-) Verandah 陽台: - (-)	-	-	-	6.256 (67)	103.605 (1,115)	-	68.465 (737)	2.497 (27)	-	-
HOUSE 25 25號洋房	309.484 (3,331) Balcony 露台: 8.280 (89) Utility Platform 工作平台: - (-) Verandah 陽台: - (-)	-	-	-	6.256 (67)	106.091 (1,142)	-	68.465 (737)	2.497 (27)	-	-
HOUSE 26 26號洋房	311.245 (3,350) Balcony 露台: 8.280 (89) Utility Platform 工作平台: - (-) Verandah 陽台: - (-)	-	-	-	6.256 (67)	92.121 (992)	-	68.465 (737)	2.497 (27)	-	-
HOUSE 27 27號洋房	306.938 (3,304) Balcony 露台: 8.280 (89) Utility Platform 工作平台: - (-) Verandah 陽台: - (-)	-	-	-	6.256 (67)	104.131 (1,121)	-	68.465 (737)	2.497 (27)	-	-
HOUSE 28 28號洋房	495.061 (5,329) Balcony 露台: 7.651 (82) Utility Platform 工作平台: - (-) Verandah 陽台: - (-)	-	-	-	8.211 (88)	243.659 (2,623)	-	113.332 (1,220)	3.273 (35)	-	-
HOUSE 29 29號洋房	314.200 (3,382) Balcony 露台: 8.280 (89) Utility Platform 工作平台: - (-) Verandah 陽台: - (-)	-	-	-	6.256 (67)	104.565 (1,126)	-	68.465 (737)	2.497 (27)	-	-
HOUSE 30 30號洋房	258.976 (2,788) Balcony 露台: 3.360 (36) Utility Platform 工作平台: - (-) Verandah 陽台: - (-)	-	-	-	7.047 (76)	46.819 (504)	-	48.882 (526)	3.303 (36)	-	-

The Saleable Area of each residential property and the floor area of every balcony, utility platform and verandah (if any) are calculated in accordance with Section 8 of the Residential Properties (First-hand Sales) Ordinance; and the areas of the other specified items (not included in the saleable area) are calculated in accordance with Part 2 of Schedule 2 of the Residential Properties (First-hand Sales) Ordinance.

Notes:

- The above areas have been converted to square feet based on a conversion rate of 1 square metre = 10.764 square feet and rounded to the nearest whole square foot, which may be slightly different from the area shown in square metre.
- House 4, House 13, House 14, House 24, House 34 and House 37 are omitted.

上述所列之每個住宅物業的實用面積，以及每一個露台、工作平台及陽台(如有)的樓面面積，是按照《一手住宅物業銷售條例》第8條計算得出的。其他指明項目的面積(不計入實用面積)，是按照《一手住宅物業銷售條例》附表2第2部計算得出的。

備註：

- 上述所列之面積以1平方米=10.764平方呎換算，並四捨五入至整數平方呎，以平方呎與以平方米表述之面積可能有些微差異。
- 不設4號洋房、13號洋房、14號洋房、24號洋房、34號洋房及37號洋房。

12. AREA OF RESIDENTIAL PROPERTIES IN THE DEVELOPMENT 發展項目中的住宅物業的面積

Description of Residential Property 住宅物業的描述	Saleable Area (including balcony, utility platform and verandah, if any) sq. metre (sq. ft.) 實用面積 (包括露台、工作平台及陽台(如有)) 平方米(平方呎)	Area of other specified items (Not included in the Saleable Area) sq. metre (sq. ft.) 其他指明項目的面積(不計入實用面積)平方米(平方呎)									
		Air-conditioning plant room 空調機房	Bay window 窗台	Cockloft 閣樓	Flat roof 平台	Garden 花園	Parking space 停車位	Roof 天台	Stairhood 梯屋	Terrace 前庭	Yard 庭院
HOUSE 31 31號洋房	258.379 (2,781) Balcony 露台: 3.360 (36) Utility Platform 工作平台: - (-) Verandah 陽台: - (-)	-	-	-	7.047 (76)	39.389 (424)	-	48.882 (526)	3.303 (36)	-	-
HOUSE 32 32號洋房	288.206 (3,102) Balcony 露台: 3.000 (32) Utility Platform 工作平台: - (-) Verandah 陽台: - (-)	-	-	-	7.292 (78)	40.506 (436)	-	58.564 (630)	3.285 (35)	-	-
HOUSE 33 33號洋房	288.213 (3,102) Balcony 露台: 3.000 (32) Utility Platform 工作平台: - (-) Verandah 陽台: - (-)	-	-	-	7.292 (78)	41.203 (444)	-	58.564 (630)	3.285 (35)	-	-
HOUSE 35 35號洋房	288.212 (3,102) Balcony 露台: 3.000 (32) Utility Platform 工作平台: - (-) Verandah 陽台: - (-)	-	-	-	7.292 (78)	47.678 (513)	-	58.564 (630)	3.285 (35)	-	-
HOUSE 36 36號洋房	287.761 (3,097) Balcony 露台: 3.000 (32) Utility Platform 工作平台: - (-) Verandah 陽台: - (-)	-	-	-	7.292 (78)	57.928 (624)	-	58.564 (630)	3.285 (35)	-	-
HOUSE 38 38號洋房	438.974 (4,725) Balcony 露台: 9.984 (107) Utility Platform 工作平台: - (-) Verandah 陽台: - (-)	-	-	-	8.424 (91)	155.619 (1,675)	-	97.113 (1,045)	3.321 (36)	-	-

The Saleable Area of each residential property and the floor area of every balcony, utility platform and verandah (if any) are calculated in accordance with Section 8 of the Residential Properties (First-hand Sales) Ordinance; and the areas of the other specified items (not included in the saleable area) are calculated in accordance with Part 2 of Schedule 2 of the Residential Properties (First-hand Sales) Ordinance.

Notes:

- The above areas have been converted to square feet based on a conversion rate of 1 square metre = 10.764 square feet and rounded to the nearest whole square foot, which may be slightly different from the area shown in square metre.
- House 4, House 13, House 14, House 24, House 34 and House 37 are omitted.

上述所列之每個住宅物業的實用面積，以及每一個露台、工作平台及陽台(如有)的樓面面積，是按照《一手住宅物業銷售條例》第8條計算得出的。其他指明項目的面積(不計入實用面積)，是按照《一手住宅物業銷售條例》附表2第2部計算得出的。

備註：

- 上述所列之面積以1平方米=10.764平方呎換算，並四捨五入至整數平方呎，以平方呎與以平方米表述之面積可能有些微差異。
- 不設4號洋房、13號洋房、14號洋房、24號洋房、34號洋房及37號洋房。

12. AREA OF RESIDENTIAL PROPERTIES IN THE DEVELOPMENT
發展項目中的住宅物業的面積

Description of Residential Property 住宅物業的描述			Saleable Area (including balcony, utility platform and verandah, if any) sq. metre (sq. ft.) 實用面積 (包括露台、工作平台及陽台(如有)) 平方米(平方呎)	Area of other specified items (Not included in the Saleable Area) sq. metre (sq. ft.) 其他指明項目的面積(不計算入實用面積) 平方米(平方呎)									
Block Name 大廈名稱	Floor 樓層	Unit 單位		Air-conditioning plant room 空調機房	Bay window 窗台	Cockloft 閣樓	Flat roof 平台	Garden 花園	Parking space 停車位	Roof 天台	Stairhood 梯屋	Terrace 前庭	Yard 庭院
BLOCK 1 第1座	G/F and 1/F 地下及1樓	A	169.629 (1,826) Balcony 露台: 3.640 (39) Utility Platform 工作平台: - (-) Verandah 陽台: - (-)	-	-	-	-	38.557 (415)	-	-	-	-	-
	G/F and 1/F 地下及1樓	B	167.658 (1,805) Balcony 露台: 3.640 (39) Utility Platform 工作平台: - (-) Verandah 陽台: - (-)	-	-	-	-	38.815 (418)	-	-	-	-	-
	2/F and 3/F 2樓及3樓	A	179.384 (1,931) Balcony 露台: 7.280 (78) Utility Platform 工作平台: - (-) Verandah 陽台: - (-)	-	-	-	3.105 (33)	-	76.013 (818)	3.015 (32)	-	-	-
	2/F and 3/F 2樓及3樓	B	177.370 (1,909) Balcony 露台: 7.280 (78) Utility Platform 工作平台: - (-) Verandah 陽台: - (-)	-	-	-	3.085 (33)	-	76.243 (821)	3.040 (33)	-	-	-
BLOCK 2 第2座	G/F and 1/F 地下及1樓	A	169.629 (1,826) Balcony 露台: 3.640 (39) Utility Platform 工作平台: - (-) Verandah 陽台: - (-)	-	-	-	-	38.733 (417)	-	-	-	-	-
	G/F and 1/F 地下及1樓	B	167.658 (1,805) Balcony 露台: 3.640 (39) Utility Platform 工作平台: - (-) Verandah 陽台: - (-)	-	-	-	-	38.815 (418)	-	-	-	-	-
	2/F and 3/F 2樓及3樓	A	179.384 (1,931) Balcony 露台: 7.280 (78) Utility Platform 工作平台: - (-) Verandah 陽台: - (-)	-	-	-	3.105 (33)	-	76.013 (818)	3.015 (32)	-	-	-
	2/F and 3/F 2樓及3樓	B	177.370 (1,909) Balcony 露台: 7.280 (78) Utility Platform 工作平台: - (-) Verandah 陽台: - (-)	-	-	-	3.085 (33)	-	76.243 (821)	3.040 (33)	-	-	-

The Saleable Area of each residential property and the floor area of every balcony, utility platform and verandah (if any) are calculated in accordance with Section 8 of the Residential Properties (First-hand Sales) Ordinance; and the areas of the other specified items (not included in the saleable area) are calculated in accordance with Part 2 of Schedule 2 of the Residential Properties (First-hand Sales) Ordinance.

Notes:

- The above areas have been converted to square feet based on a conversion rate of 1 square metre = 10.764 square feet and rounded to the nearest whole square foot, which may be slightly different from the area shown in square metre.
- Block 4 is omitted.

上述所列之每個住宅物業的實用面積，以及每一個露台、工作平台及陽台(如有)的樓面面積，是按照《一手住宅物業銷售條例》第8條計算得出的。其他指明項目的面積(不計算入實用面積)，是按照《一手住宅物業銷售條例》附表2第2部計算得出的。

備註：

- 上述所列之面積以1平方米=10.764平方呎換算，並四捨五入至整數平方呎，以平方呎與以平方米表述之面積可能有些微差異。
- 不設第4座。

12. AREA OF RESIDENTIAL PROPERTIES IN THE DEVELOPMENT 發展項目中的住宅物業的面積

Description of Residential Property 住宅物業的描述			Saleable Area (including balcony, utility platform and verandah, if any) sq. metre (sq. ft.) 實用面積 (包括露台、工作平台及陽台 (如有)) 平方米(平方呎)	Area of other specified items (Not included in the Saleable Area) sq. metre (sq. ft.) 其他指明項目的面積(不計算入實用面積)平方米(平方呎)									
Block Name 大廈名稱	Floor 樓層	Unit 單位		Air-conditioning plant room 空調機房	Bay window 窗台	Cockloft 閣樓	Flat roof 平台	Garden 花園	Parking space 停車位	Roof 天台	Stairhood 梯屋	Terrace 前庭	Yard 庭院
BLOCK 3 第3座	G/F 地下	A	78.443 (844) Balcony 露台: - (-) Utility Platform 工作平台: - (-) Verandah 陽台: - (-)	-	-	-	-	48.990 (527)	-	-	-	-	-
	G/F 地下	B	77.511 (834) Balcony 露台: - (-) Utility Platform 工作平台: - (-) Verandah 陽台: - (-)	-	-	-	-	42.976 (463)	-	-	-	-	-
	1/F and 2/F 1樓及2樓	A	179.385 (1,931) Balcony 露台: 7.280 (78) Utility Platform 工作平台: - (-) Verandah 陽台: - (-)	-	-	-	-	-	-	-	-	-	-
	1/F and 2/F 1樓及2樓	B	177.479 (1,910) Balcony 露台: 7.280 (78) Utility Platform 工作平台: - (-) Verandah 陽台: - (-)	-	-	-	-	-	-	-	-	-	-
	3/F 3樓	A	178.258 (1,919) Balcony 露台: 7.280 (78) Utility Platform 工作平台: - (-) Verandah 陽台: - (-)	-	-	-	-	-	152.701 (1,644)	-	-	-	-
BLOCK 5 第5座	G/F 地下	A	78.443 (844) Balcony 露台: - (-) Utility Platform 工作平台: - (-) Verandah 陽台: - (-)	-	-	-	-	48.437 (521)	-	-	-	-	-
	G/F 地下	B	77.511 (834) Balcony 露台: - (-) Utility Platform 工作平台: - (-) Verandah 陽台: - (-)	-	-	-	-	41.955 (452)	-	-	-	-	-
	1/F and 2/F 1樓及2樓	A	179.385 (1,931) Balcony 露台: 7.280 (78) Utility Platform 工作平台: - (-) Verandah 陽台: - (-)	-	-	-	-	-	-	-	-	-	-
	1/F and 2/F 1樓及2樓	B	177.479 (1,910) Balcony 露台: 7.280 (78) Utility Platform 工作平台: - (-) Verandah 陽台: - (-)	-	-	-	-	-	-	-	-	-	-
	3/F 3樓	B	178.258 (1,919) Balcony 露台: 7.280 (78) Utility Platform 工作平台: - (-) Verandah 陽台: - (-)	-	-	-	-	-	152.701 (1,644)	-	-	-	-

The Saleable Area of each residential property and the floor area of every balcony, utility platform and verandah (if any) are calculated in accordance with Section 8 of the Residential Properties (First-hand Sales) Ordinance; and the areas of the other specified items (not included in the saleable area) are calculated in accordance with Part 2 of Schedule 2 of the Residential Properties (First-hand Sales) Ordinance.

Notes:

- The above areas have been converted to square feet based on a conversion rate of 1 square metre = 10.764 square feet and rounded to the nearest whole square foot, which may be slightly different from the area shown in square metre.
- Block 4 is omitted.

上述所列之每個住宅物業的實用面積，以及每一個露台、工作平台及陽台(如有)的樓面面積，是按照《一手住宅物業銷售條例》第8條計算得出的。其他指明項目的面積(不計算入實用面積)，是按照《一手住宅物業銷售條例》附表2第2部計算得出的。

備註：

- 上述所列之面積以1平方米=10.764平方呎換算，並四捨五入至整數平方呎，以平方呎與以平方米表述之面積可能有些微差異。
- 不設第4座。

12. AREA OF RESIDENTIAL PROPERTIES IN THE DEVELOPMENT 發展項目中的住宅物業的面積

Description of Residential Property 住宅物業的描述			Saleable Area (including balcony, utility platform and verandah, if any) sq. metre (sq. ft.) 實用面積 (包括露台、工作平台及陽台 (如有)) 平方米(平方呎)	Area of other specified items (Not included in the Saleable Area) sq. metre (sq. ft.) 其他指明項目的面積(不計算入實用面積) 平方米(平方呎)									
Block Name 大廈名稱	Floor 樓層	Unit 單位		Air-conditioning plant room 空調機房	Bay window 窗台	Cockloft 閣樓	Flat roof 平台	Garden 花園	Parking space 停車位	Roof 天台	Stairhood 梯屋	Terrace 前庭	Yard 庭院
BLOCK 6 第6座	G/F 地下	A	102.175 (1,100) Balcony 露台: - (-) Utility Platform 工作平台: - (-) Verandah 陽台: - (-)	-	-	-	-	48.525 (522)	-	-	-	-	-
	G/F 地下	B	101.918 (1,097) Balcony 露台: - (-) Utility Platform 工作平台: - (-) Verandah 陽台: - (-)	-	-	-	-	31.479 (339)	-	-	-	-	-
	1/F and 2/F 1樓及 2樓	A	228.190 (2,456) Balcony 露台: 7.280 (78) Utility Platform 工作平台: - (-) Verandah 陽台: - (-)	-	-	-	-	-	-	-	-	-	-
	1/F and 2/F 1樓及 2樓	B	238.268 (2,565) Balcony 露台: 7.280 (78) Utility Platform 工作平台: - (-) Verandah 陽台: - (-)	-	-	-	-	-	-	-	-	-	-
	3/F 3樓	A	112.826 (1,214) Balcony 露台: 3.640 (39) Utility Platform 工作平台: - (-) Verandah 陽台: - (-)	-	-	-	4.000 (43)	-	-	108.427 (1,167)	2.422 (26)	-	-
	3/F 3樓	B	112.884 (1,215) Balcony 露台: 3.640 (39) Utility Platform 工作平台: - (-) Verandah 陽台: - (-)	-	-	-	4.000 (43)	-	-	109.170 (1,175)	2.422 (26)	-	-

The Saleable Area of each residential property and the floor area of every balcony, utility platform and verandah (if any) are calculated in accordance with Section 8 of the Residential Properties (First-hand Sales) Ordinance; and the areas of the other specified items (not included in the saleable area) are calculated in accordance with Part 2 of Schedule 2 of the Residential Properties (First-hand Sales) Ordinance.

Notes:

- The above areas have been converted to square feet based on a conversion rate of 1 square metre = 10.764 square feet and rounded to the nearest whole square foot, which may be slightly different from the area shown in square metre.
- Block 4 is omitted.

上述所列之每個住宅物業的實用面積，以及每一個露台、工作平台及陽台(如有)的樓面面積，是按照《一手住宅物業銷售條例》第8條計算得出的。其他指明項目的面積(不計算入實用面積)，是按照《一手住宅物業銷售條例》附表2第2部計算得出的。

備註：

- 上述所列之面積以1平方米=10.764平方呎換算，並四捨五入至整數平方呎，以平方呎與以平方米表述之面積可能有些微差異。
- 不設第4座。

12. AREA OF RESIDENTIAL PROPERTIES IN THE DEVELOPMENT 發展項目中的住宅物業的面積

Description of Residential Property 住宅物業的描述			Saleable Area (including balcony, utility platform and verandah, if any) sq. metre (sq. ft.) 實用面積 (包括露台、工作平台及陽台 (如有)) 平方米(平方呎)	Area of other specified items (Not included in the Saleable Area) sq. metre (sq. ft.) 其他指明項目的面積(不計算入實用面積) 平方米(平方呎)									
Block Name 大廈名稱	Floor 樓層	Unit 單位		Air-conditioning plant room 空調機房	Bay window 窗台	Cockloft 閣樓	Flat roof 平台	Garden 花園	Parking space 停車位	Roof 天台	Stairhood 梯屋	Terrace 前庭	Yard 庭院
BLOCK 7 第7座	G/F 地下	A	102.175 (1,100) Balcony 露台: - (-) Utility Platform 工作平台: - (-) Verandah 陽台: - (-)	-	-	-	-	14.271 (154)	-	-	-	-	-
	G/F 地下	B	101.918 (1,097) Balcony 露台: - (-) Utility Platform 工作平台: - (-) Verandah 陽台: - (-)	-	-	-	-	15.474 (167)	-	-	-	-	-
	1/F and 2/F 1樓及2樓	A	228.190 (2,456) Balcony 露台: 7.280 (78) Utility Platform 工作平台: - (-) Verandah 陽台: - (-)	-	-	-	-	-	-	-	-	-	-
	1/F and 2/F 1樓及2樓	B	238.268 (2,565) Balcony 露台: 7.280 (78) Utility Platform 工作平台: - (-) Verandah 陽台: - (-)	-	-	-	-	-	-	-	-	-	-
	3/F 3樓	A	112.826 (1,214) Balcony 露台: 3.640 (39) Utility Platform 工作平台: - (-) Verandah 陽台: - (-)	-	-	-	4.000 (43)	-	-	108.427 (1,167)	2.422 (26)	-	-
	3/F 3樓	B	112.884 (1,215) Balcony 露台: 3.640 (39) Utility Platform 工作平台: - (-) Verandah 陽台: - (-)	-	-	-	4.000 (43)	-	-	109.170 (1,175)	2.422 (26)	-	-

The Saleable Area of each residential property and the floor area of every balcony, utility platform and verandah (if any) are calculated in accordance with Section 8 of the Residential Properties (First-hand Sales) Ordinance; and the areas of the other specified items (not included in the saleable area) are calculated in accordance with Part 2 of Schedule 2 of the Residential Properties (First-hand Sales) Ordinance.

Notes:

- The above areas have been converted to square feet based on a conversion rate of 1 square metre = 10.764 square feet and rounded to the nearest whole square foot, which may be slightly different from the area shown in square metre.
- Block 4 is omitted.

上述所列之每個住宅物業的實用面積，以及每一個露台、工作平台及陽台(如有)的樓面面積，是按照《一手住宅物業銷售條例》第8條計算得出的。其他指明項目的面積(不計算入實用面積)，是按照《一手住宅物業銷售條例》附表2第2部計算得出的。

備註：

- 上述所列之面積以1平方米=10.764平方呎換算，並四捨五入至整數平方呎，以平方呎與以平方米表述之面積可能有些微差異。
- 不設第4座。

12. AREA OF RESIDENTIAL PROPERTIES IN THE DEVELOPMENT 發展項目中的住宅物業的面積

Description of Residential Property 住宅物業的描述			Saleable Area (including balcony, utility platform and verandah, if any) sq. metre (sq. ft.) 實用面積 (包括露台、工作平台及陽台 (如有)) 平方米(平方呎)	Area of other specified items (Not included in the Saleable Area) sq. metre (sq. ft.) 其他指明項目的面積(不計算入實用面積) 平方米(平方呎)									
Block Name 大廈名稱	Floor 樓層	Unit 單位		Air-conditioning plant room 空調機房	Bay window 窗台	Cockloft 閣樓	Flat roof 平台	Garden 花園	Parking space 停車位	Roof 天台	Stairhood 梯屋	Terrace 前庭	Yard 庭院
BLOCK 8 第8座	G/F 地下	A	102.175 (1,100) Balcony 露台: - (-) Utility Platform 工作平台: - (-) Verandah 陽台: - (-)	-	-	-	-	16.322 (176)	-	-	-	-	-
	G/F 地下	B	101.918 (1,097) Balcony 露台: - (-) Utility Platform 工作平台: - (-) Verandah 陽台: - (-)	-	-	-	-	16.849 (181)	-	-	-	-	-
	1/F and 2/F 1樓及 2樓	A	228.190 (2,456) Balcony 露台: 7.280 (78) Utility Platform 工作平台: - (-) Verandah 陽台: - (-)	-	-	-	-	-	-	-	-	-	-
	1/F and 2/F 1樓及 2樓	B	238.268 (2,565) Balcony 露台: 7.280 (78) Utility Platform 工作平台: - (-) Verandah 陽台: - (-)	-	-	-	-	-	-	-	-	-	-
	3/F 3樓	A	112.826 (1,214) Balcony 露台: 3.640 (39) Utility Platform 工作平台: - (-) Verandah 陽台: - (-)	-	-	-	4.000 (43)	-	108.427 (1,167)	2.422 (26)	-	-	-
	3/F 3樓	B	112.884 (1,215) Balcony 露台: 3.640 (39) Utility Platform 工作平台: - (-) Verandah 陽台: - (-)	-	-	-	4.000 (43)	-	109.170 (1,175)	2.422 (26)	-	-	-
BLOCK 9 第9座	G/F and 1/F 地下及 1樓	A	229.106 (2,466) Balcony 露台: 3.432 (37) Utility Platform 工作平台: - (-) Verandah 陽台: - (-)	-	-	-	-	77.300 (832)	-	-	-	-	-
	G/F and 1/F 地下及 1樓	B	229.105 (2,466) Balcony 露台: 3.432 (37) Utility Platform 工作平台: - (-) Verandah 陽台: - (-)	-	-	-	-	77.452 (834)	-	-	-	-	-
	2/F and 3/F 2樓及 3樓	C	238.370 (2,566) Balcony 露台: 6.864 (74) Utility Platform 工作平台: - (-) Verandah 陽台: - (-)	-	-	-	3.544 (38)	-	101.143 (1,089)	3.544 (38)	-	8.632 (93)	
	2/F and 3/F 2樓及 3樓	D	237.029 (2,551) Balcony 露台: 6.864 (74) Utility Platform 工作平台: - (-) Verandah 陽台: - (-)	-	-	-	3.544 (38)	-	101.143 (1,089)	3.544 (38)	-	8.630 (93)	

The Saleable Area of each residential property and the floor area of every balcony, utility platform and verandah (if any) are calculated in accordance with Section 8 of the Residential Properties (First-hand Sales) Ordinance; and the areas of the other specified items (not included in the saleable area) are calculated in accordance with Part 2 of Schedule 2 of the Residential Properties (First-hand Sales) Ordinance.

Notes:

- The above areas have been converted to square feet based on a conversion rate of 1 square metre = 10.764 square feet and rounded to the nearest whole square foot, which may be slightly different from the area shown in square metre.
- Block 4 is omitted.

上述所列之每個住宅物業的實用面積，以及每一個露台、工作平台及陽台(如有)的樓面面積，是按照《一手住宅物業銷售條例》第8條計算得出的。其他指明項目的面積(不計算入實用面積)，是按照《一手住宅物業銷售條例》附表2第2部計算得出的。

備註：

- 上述所列之面積以1平方米=10.764平方呎換算，並四捨五入至整數平方呎，以平方呎與以平方米表述之面積可能有些微差異。
- 不設第4座。

12. AREA OF RESIDENTIAL PROPERTIES IN THE DEVELOPMENT 發展項目中的住宅物業的面積

Description of Residential Property 住宅物業的描述			Saleable Area (including balcony, utility platform and verandah, if any) sq. metre (sq. ft.) 實用面積 (包括露台、工作平台及陽台 (如有)) 平方米(平方呎)	Area of other specified items (Not included in the Saleable Area) sq. metre (sq. ft.) 其他指明項目的面積(不計入實用面積)平方米(平方呎)									
Block Name 大廈名稱	Floor 樓層	Unit 單位		Air-conditioning plant room 空調機房	Bay window 窗台	Cockloft 閣樓	Flat roof 平台	Garden 花園	Parking space 停車位	Roof 天台	Stairhood 梯屋	Terrace 前庭	Yard 庭院
BLOCK 10 第10座	G/F and 1/F 地下及1樓	A	229.106 (2,466) Balcony 露台: 3.432 (37) Utility Platform 工作平台: - (-) Verandah 陽台: - (-)	-	-	-	-	76.251 (821)	-	-	-	-	-
	G/F and 1/F 地下及1樓	B	229.105 (2,466) Balcony 露台: 3.432 (37) Utility Platform 工作平台: - (-) Verandah 陽台: - (-)	-	-	-	-	75.703 (815)	-	-	-	-	-
	2/F and 3/F 2樓及3樓	C	238.370 (2,566) Balcony 露台: 6.864 (74) Utility Platform 工作平台: - (-) Verandah 陽台: - (-)	-	-	-	3.544 (38)	-	101.143 (1,089)	3.544 (38)	-	7.595 (82)	
	2/F and 3/F 2樓及3樓	D	237.029 (2,551) Balcony 露台: 6.864 (74) Utility Platform 工作平台: - (-) Verandah 陽台: - (-)	-	-	-	3.544 (38)	-	101.143 (1,089)	3.544 (38)	-	7.602 (82)	
BLOCK 11 第11座	G/F and 1/F 地下及1樓	A	229.106 (2,466) Balcony 露台: 3.432 (37) Utility Platform 工作平台: - (-) Verandah 陽台: - (-)	-	-	-	-	81.906 (882)	-	-	-	-	-
	G/F and 1/F 地下及1樓	B	229.105 (2,466) Balcony 露台: 3.432 (37) Utility Platform 工作平台: - (-) Verandah 陽台: - (-)	-	-	-	-	73.881 (795)	-	-	-	-	-
	2/F and 3/F 2樓及3樓	C	238.370 (2,566) Balcony 露台: 6.864 (74) Utility Platform 工作平台: - (-) Verandah 陽台: - (-)	-	-	-	3.544 (38)	-	101.143 (1,089)	3.544 (38)	-	6.551 (71)	
	2/F and 3/F 2樓及3樓	D	237.029 (2,551) Balcony 露台: 6.864 (74) Utility Platform 工作平台: - (-) Verandah 陽台: - (-)	-	-	-	3.544 (38)	-	101.143 (1,089)	3.544 (38)	-	6.726 (72)	
BLOCK 12 第12座	G/F and 1/F 地下及1樓	A	310.387 (3,341) Balcony 露台: 3.607 (39) Utility Platform 工作平台: - (-) Verandah 陽台: - (-)	-	-	-	5.178 (56)	89.164 (960)	-	-	-	-	-
	2/F and 3/F 2樓及3樓	B	309.970 (3,337) Balcony 露台: 7.214 (78) Utility Platform 工作平台: - (-) Verandah 陽台: - (-)	-	-	-	4.050 (44)	-	137.084 (1,476)	3.901 (42)	-	8.961 (96)	

The Saleable Area of each residential property and the floor area of every balcony, utility platform and verandah (if any) are calculated in accordance with Section 8 of the Residential Properties (First-hand Sales) Ordinance; and the areas of the other specified items (not included in the saleable area) are calculated in accordance with Part 2 of Schedule 2 of the Residential Properties (First-hand Sales) Ordinance.

Notes:

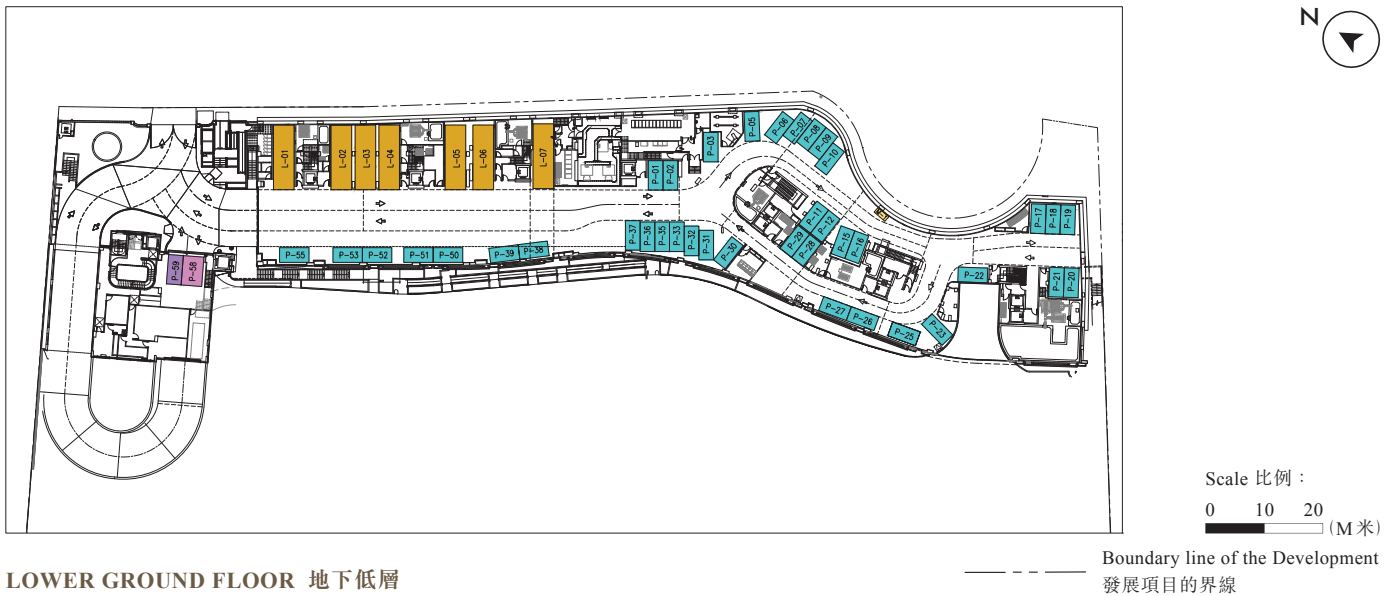
- The above areas have been converted to square feet based on a conversion rate of 1 square metre = 10.764 square feet and rounded to the nearest whole square foot, which may be slightly different from the area shown in square metre.
- Block 4 is omitted.

上述所列之每個住宅物業的實用面積，以及每一個露台、工作平台及陽台(如有)的樓面面積，是按照《一手住宅物業銷售條例》第8條計算得出的。其他指明項目的面積(不計入實用面積)，是按照《一手住宅物業銷售條例》附表2第2部計算得出的。

備註：

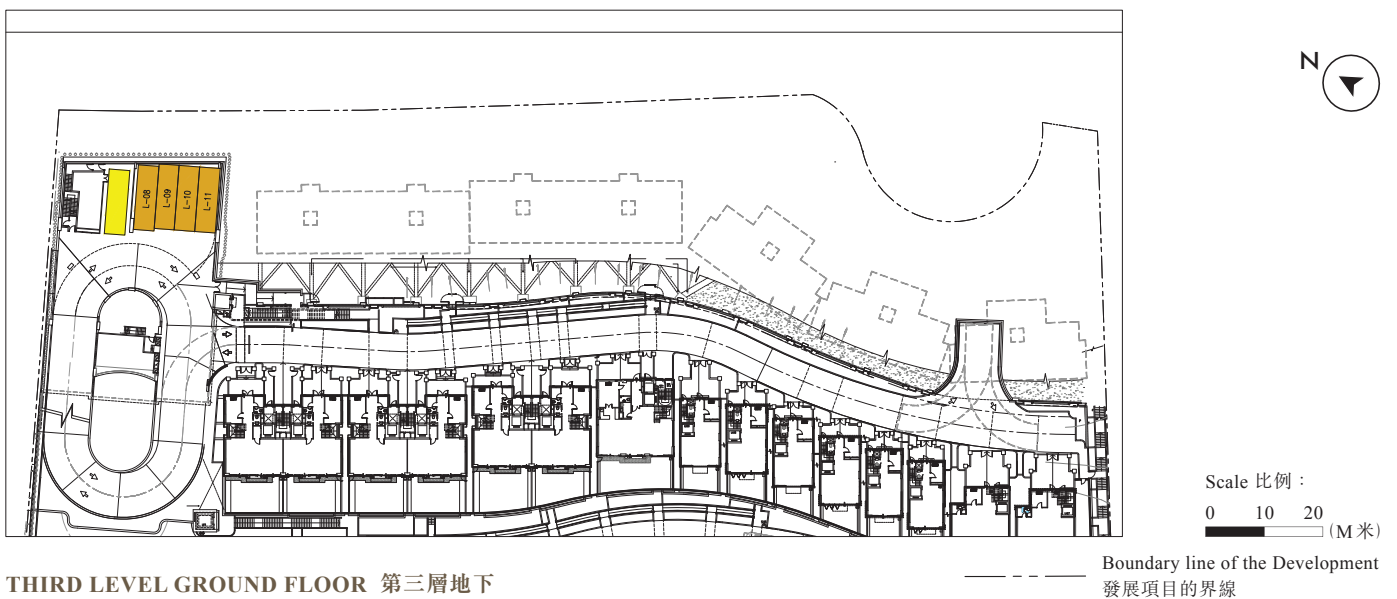
- 上述所列之面積以1平方米=10.764平方呎換算，並四捨五入至整數平方呎，以平方呎與以平方米表述之面積可能有些微差異。
- 不設第4座。

13. FLOOR PLANS OF PARKING SPACES IN THE DEVELOPMENT
發展項目中的停車位的樓面平面圖



LOWER GROUND FLOOR 地下低層

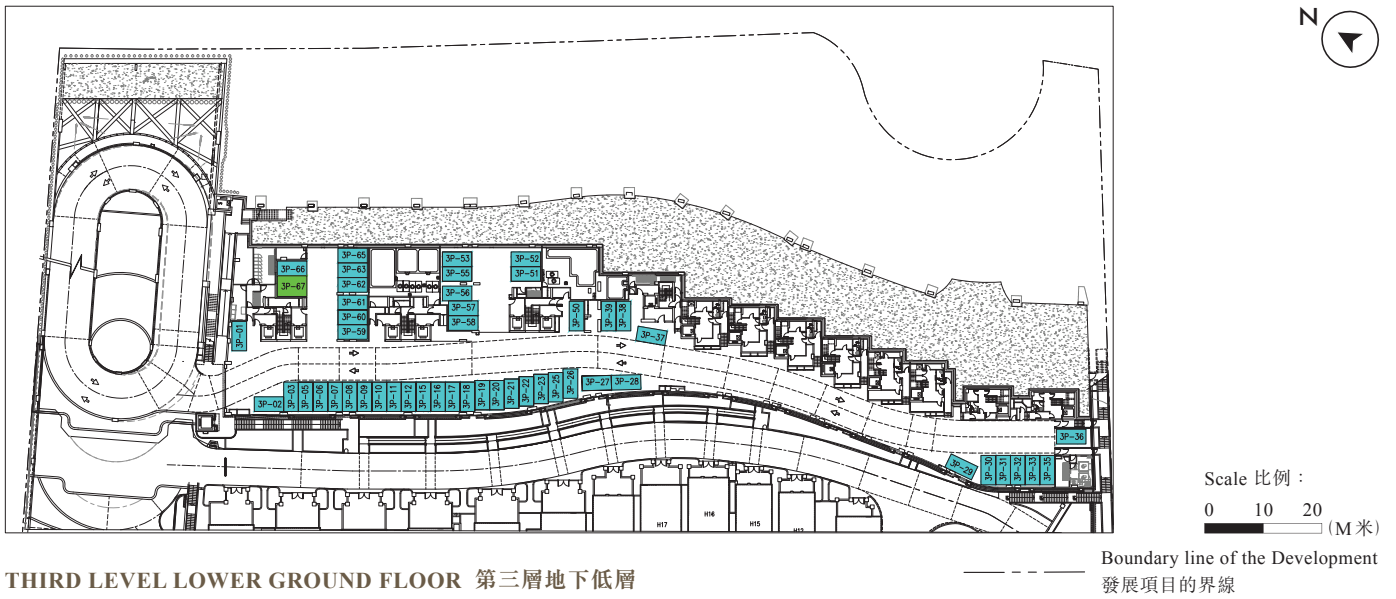
Category of Parking Space 停車位類別	Location 位置	Number 數目	Dimensions (LxW)(m) 尺寸(長x闊)(米)	Area of each Parking Space (sq.m) 每個停車位面積(平方米)
Residential Parking Space 住宅停車位	LOWER GROUND FLOOR 地下低層	39	5 x 2.5	12.5
Residential Loading and Unloading Space 住宅上落貨車車位		7	11 x 3.5	38.5
Accessible Parking Space (Visitor) 暢通易達停車位(訪客)		1	5 x 3.5	17.5
Visitors' Parking Space 訪客停車位		1	5 x 2.5	12.5
Motor Cycle Parking Space 電單車停車位		1	2.4 x 1	2.4



THIRD LEVEL GROUND FLOOR 第三層地下

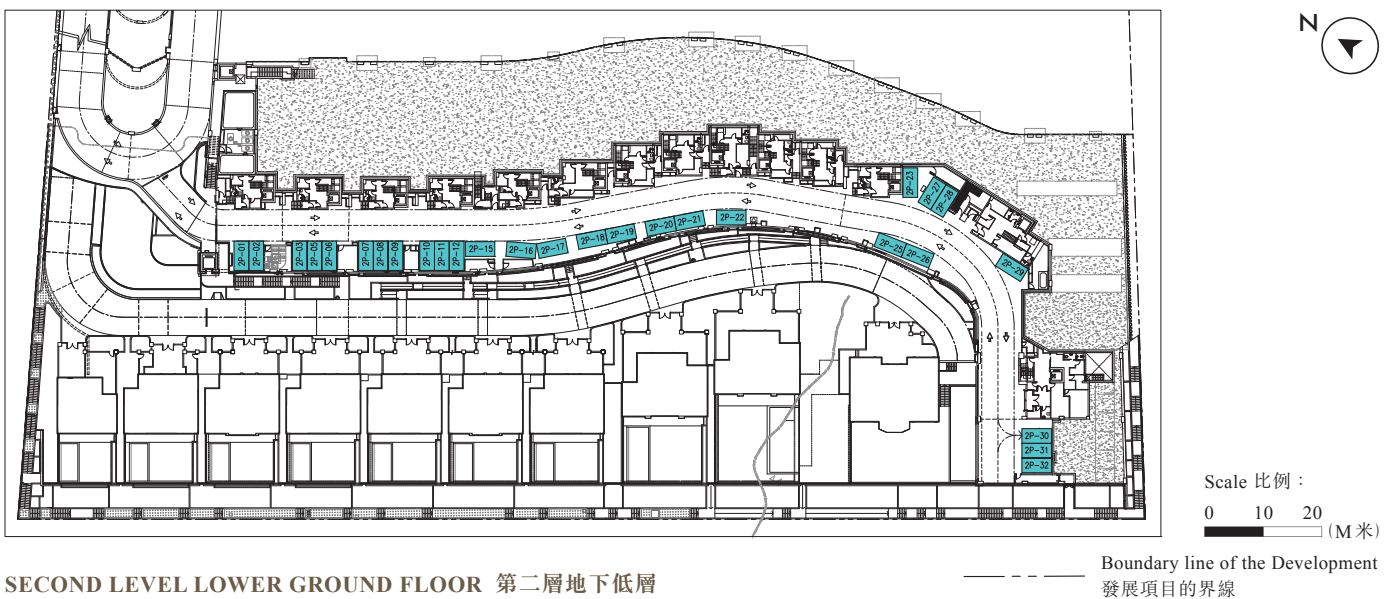
Category of parking space 停車位類別	Location 位置	Number 數目	Dimensions (LxW)(m) 尺寸(長x闊)(米)	Area of each Parking Space (sq.m) 每個停車位面積(平方米)
Residential Loading and Unloading Space 住宅上落貨車車位	THIRD LEVEL GROUND FLOOR	4	11 x 3.5	38.5
Refuse Collection Vehicle Loading Bay 垃圾收集停車位	第三層地下	1	12 x 5	60.0

13. FLOOR PLANS OF PARKING SPACES IN THE DEVELOPMENT
發展項目中的停車位的樓面平面圖



THIRD LEVEL LOWER GROUND FLOOR 第三層地下低層

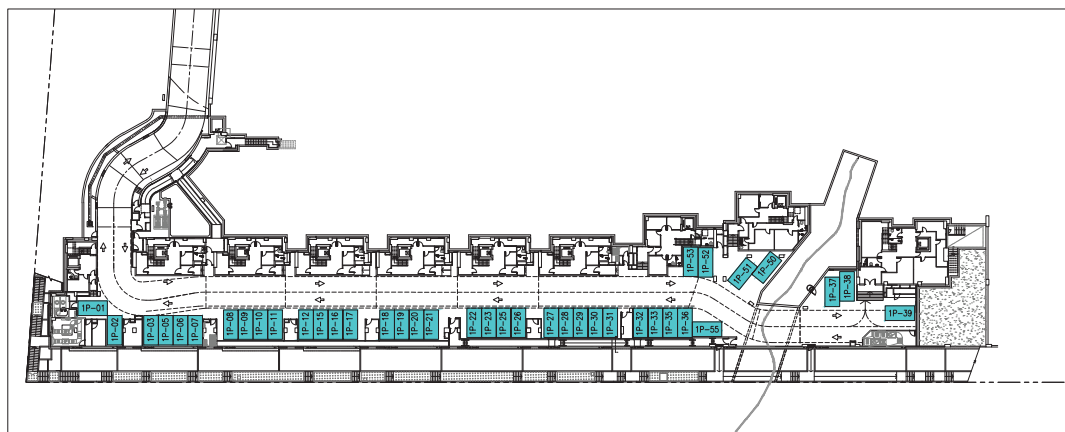
Category of parking space 停車位類別		Location 位置	Number 數目	Dimensions (LxW)(m) 尺寸(長x闊)(米)	Area of each Parking Space (sq.m) 每個停車位面積(平方米)
	Residential Parking Space 住宅停車位	THIRD LEVEL- LOWER GROUND FLOOR 第三層 地下低層	49	5 x 2.5	12.5
	Accessible Parking Space (Residential) 暢通易達停車位(住宅)				



SECOND LEVEL LOWER GROUND FLOOR 第二層地下低層

Category of parking space 停車位類別		Location 位置	Number 數目	Dimensions (LxW)(m) 尺寸(長x闊)(米)	Area of each Parking Space (sq.m) 每個停車位面積(平方米)
	Residential Parking Space 住宅停車位	SECOND LEVEL-LOWER GROUND FLOOR 第二層 地下低層	28	5 x 2.5	12.5


13. FLOOR PLANS OF PARKING SPACES IN THE DEVELOPMENT
發展項目中的停車位的樓面平面圖



Scale 比例：
0 10 20
(M米)

FIRST LEVEL LOWER GROUND FLOOR 第一層地下低層

Boundary line of the Development
發展項目的界線

Category of parking space 停車位類別	Location 位置	Number 數目	Dimensions (LxW)(m) 尺寸(長x闊)(米)	Area of each Parking Space (sq.m) 每個停車位面積(平方米)
 Residential Parking Space 住宅停車位	FIRST LEVEL-LOWER GROUND FLOOR 第一層 地下低層	39	5 x 2.5	12.5

14. SUMMARY OF PRELIMINARY AGREEMENT FOR SALE AND PURCHASE

臨時買賣合約的摘要

- | | |
|---|--|
| <p>1. A preliminary deposit of 5% is payable on the signing of the preliminary agreement for sale and purchase (the “preliminary agreement”).</p> <p>2. The preliminary deposit paid by the purchaser on the signing of that preliminary agreement will be held by a firm of solicitors acting for the owner, as stakeholders.</p> <p>3. If the purchaser fails to execute the agreement for sale and purchase within 5 working days after the date on which the purchaser enters into that preliminary agreement –</p> <ul style="list-style-type: none">(i) that preliminary agreement is terminated;(ii) the preliminary deposit is forfeited; and(iii) the owner does not have any further claim against the purchaser for the failure. | <p>1. 在簽署臨時買賣合約（該“臨時合約”）時須支付款額為5%的臨時訂金。</p> <p>2. 買方在簽署該臨時合約時支付的臨時訂金，會由代表擁有人行事的律師事務所以保證金保存人的身份持有。</p> <p>3. 如買方沒有於訂立該臨時合約的日期之後5個工作日內簽立買賣合約 –</p> <ul style="list-style-type: none">(i) 該臨時合約即告終止；(ii) 有關的臨時訂金即予沒收；及(iii) 擁有人不得就買方沒有簽立買賣合約而針對買方提出進一步申索。 |
|---|--|

15. SUMMARY OF DEED OF MUTUAL COVENANT 公契的摘要

The Deed of Mutual Covenant and Management Agreement of the Development (the “DMC”) provides that :-

A. The common parts of the Development

1. “Common Areas and Facilities” means:-
the Development Common Areas and Facilities, the Residential Common Areas and Facilities, the Residential Block Common Areas and Facilities, the Residential House Common Areas and Facilities and the Carpark Common Areas and Facilities.

2. “Development Common Areas and Facilities” means:-

- (a) maintenance access door for Highways Department, maintenance access doors for natural stream-course, natural stream-course, accessible lift, air duct, check meter cabinet, driveways, electric charger rooms, extra low voltage rooms, emergency vehicular access, electric cable duct, electrical rooms, fire hydrant, fire service control rooms, flat roof (not forming part of any Unit), flushing/potable water pump rooms, fire service & sprinkler pump rooms, fire service tank for Club House, the Greenery Areas (in so far as they do not form part of the Residential Common Areas and Facilities, which for the purposes of identification only are shown coloured Indigo Stippled Black on the DMC Plans), the Guard Room, high voltage switch rooms, hose reel, low voltage switch rooms, loading platform for transformer, riser duct, master meter cabinet, mobile infrastructure, movable railing, metal platform for water feature filtration plant, the Owners’ Committee Office, plinth for gas kiosk, protected lobby, Quarters for Watchmen and Caretakers, refuse storage chamber, reinforced concrete bracings, refuse collection vehicle loading bay, slope maintenance zones, such part(s) of the Slopes and Retaining Walls within the Land, sprinkler tank for Club House / Carpark, staircase, transformer rooms, unisex accessible toilet, water tank; and
- (b) such areas and facilities of and in the Land and the Development intended for common use and benefit of the Development as a whole which for the purposes of identification only are shown coloured Indigo on the DMC Plans;

but shall exclude the Residential Common Areas and Facilities, the Residential Block Common Areas and Facilities, the Residential House Common Areas and Facilities and the Carpark Common Areas and Facilities.

3. “Residential Common Areas and Facilities” means:-

- (a) accessible lift of the Club House, canopy, the Club House, common corridor, footpaths, the Greenery Areas (in so far as they form part of the Residential Common Areas and Facilities, which for the purposes of identification only are shown coloured Yellow Stippled Black on the DMC Plans), Landscaped Areas, lifts and lift lobbies of the Club House, planter, planter areas, the Residential Car Parking Spaces for Disabled Persons, the Visitors’ Parking Spaces, the Residential Loading and Unloading Bays, Voids, water features, hose reel, lawn, lift control panels, lift machine rooms, pipe wells, pipe ducts, protected lobbies, temporary refuge spaces;
- (b) such areas and facilities of and in the Land and the Development intended for the common use and benefit of the Residential Accommodation as a whole,

which for the purposes of identification only are shown coloured Yellow, Yellow Hatched Black, Yellow Cross-hatched Black and Yellow Stippled Black on the DMC Plans,

PROVIDED THAT where appropriate, if (i) any parts of the Residential Accommodation covered by paragraph (a) of the definition of “common parts” set out in section 2 of the Building Management Ordinance and/or (ii) any parts specified in the Schedule 1 to the Building Management Ordinance and included under paragraph (b) of the definition of “common parts” set out in section 2 of the Building Management Ordinance shall also be covered by the provisions hereinbefore provided, such parts shall be deemed to have been included as, and shall form part of, the Residential Common Areas and Facilities

but shall exclude the Development Common Areas and Facilities, the Residential Block Common Areas and Facilities, the Residential House Common Areas and Facilities and the Carpark Common Areas and Facilities.

4. “Residential Block Common Areas and Facilities” means:-

- (a) accessible lift of Residential Blocks, canopy, common corridor, flat roofs (not forming part of any Flat), roofs (not forming part of any Flat), entrance lobbies of Residential Blocks, maintenance

access for common pipe ducts, lifts and lift lobbies of Residential Blocks, planter, planter areas, the security sensors installed on the glass balustrades of the Flats and any other security systems installed in the Flats by the Manager for the benefit of all Owners of the Flats, staircases, telecommunication broadcast equipment room, Voids, air-conditioner platforms, electrical / extra low voltage rooms, electrical rooms for Blocks, external walls (including non-structural prefabricated external walls) of the Residential Blocks, fire service water tank rooms, fire services and sprinkler pump and tank rooms, flat roofs (not forming part of any Flat), hose reel, lawn, lift control panels, lift machine rooms, mailboxes in Residential Blocks, pipe wells, pipe ducts, protected lobbies, refuse storage and material recovery rooms, temporary refuge spaces; and

- (b) such areas and facilities of and in the Land and the Development intended for the common use and benefit of the Residential Blocks as a whole,

which for the purposes of identification only are shown coloured Violet on the DMC Plans,

but shall exclude the Development Common Areas and Facilities, the Residential Common Areas and Facilities, the Residential House Common Areas and Facilities and the Carpark Common Areas and Facilities.

5. “Residential House Common Areas and Facilities” means:-

- (a) Electrical / extra low voltage rooms for Houses, protected lobby, electric meter room for houses; and
- (b) such areas and facilities of and in the Land and the Development intended for the common use and benefit of the Houses as a whole

which for the purposes of identification only are shown coloured Green on the plans annexed hereto,

but shall exclude the Development Common Areas and Facilities, the Residential Common Areas and Facilities, the Residential Block Common Areas and Facilities and the Carpark Common Areas and Facilities.

6. “Carpark Common Areas and Facilities” means:-

- (a) the whole of the Carpark (except the Parking Spaces, the Visitors’ Parking Spaces and the Residential Car Parking Spaces for Disabled Persons); and
- (b) driveway, duct shafts, staircases, electric vehicle charging facilities, electric vehicle charging rooms, electric vehicle charger switch rooms, car park fan rooms, sub-low voltage switch rooms, fire sprinkler pump rooms, fire sprinkler tank rooms, fire services pump room and sprinkler control valve, such areas and facilities of and in the Land and the Development for the common use and benefit of the Carpark as a whole,

which for the purposes of identification only are shown coloured Orange on the DMC Plans,

but shall exclude the Development Common Areas and Facilities, the Residential Common Areas and Facilities, the Residential Block Common Areas and Facilities and the Residential House Common Areas and Facilities.

B. Number of undivided shares assigned to each residential property in the Development

(I) Residential Units (Flats)

Block	Floor	Unit	Undivided Shares
1	G/F & 1/F	A	173
	G/F & 1/F	B	172
	2/F & 3/F	A	188
	2/F & 3/F	B	186
2	G/F & 1/F	A	174
	G/F & 1/F	B	172
	2/F & 3/F	A	188
	2/F & 3/F	B	186
3	G/F	A	83
	G/F	B	82
	1/F & 2/F	A	179
	1/F & 2/F	B	177
	3/F	A	194

15. SUMMARY OF DEED OF MUTUAL COVENANT
公契的摘要

Block	Floor	Unit	Undivided Shares
5	G/F	A	83
	G/F	B	82
	1/F & 2/F	A	179
	1/F & 2/F	B	177
	3/F	B	194
6	G/F	A	107
	G/F	B	105
	1/F & 2/F	A	228
	1/F & 2/F	B	238
	3/F	A	124
	3/F	B	124
7	G/F	A	104
	G/F	B	103
	1/F & 2/F	A	228
	1/F & 2/F	B	238
	3/F	A	124
	3/F	B	124
8	G/F	A	104
	G/F	B	104
	1/F & 2/F	A	228
	1/F & 2/F	B	238
	3/F	A	124
	3/F	B	124
9	G/F & 1/F	A	237
	G/F & 1/F	B	237
	2/F & 3/F	C	250
	2/F & 3/F	D	249
10	G/F & 1/F	A	237
	G/F & 1/F	B	237
	2/F & 3/F	C	250
	2/F & 3/F	D	249
11	G/F & 1/F	A	237
	G/F & 1/F	B	236
	2/F & 3/F	C	250
	2/F & 3/F	D	249
12	G/F & 1/F	A	320
	2/F & 3/F	B	325
Total:			9,201

Notes:

1. There is no Block No. 4.
2. There is:
 - a. Units Nos. A and B for Blocks 1, 2, 3, 5, 6, 7, 8 and 12, and
 - b. Units Nos. A, B, C and D for Blocks 9, 10 and 11.

(II) Residential Units (Houses)

House	Undivided Shares
1	749
2	466
3	462
5	462
6	466
7	464
8	676
9	355
10	525
11	324
12	262
15	260
16	297
17	297
18	559

House	Undivided Shares
19	297
20	339
21	326
22	327
23	326
25	328
26	328
27	325
28	532
29	332
30	270
31	268
32	299
33	299
35	300
36	300
38	465
Total:	12,285

Notes:

1. There are no Houses Nos. 4, 13, 14, 24, 34 and 37.

C. The term of years for which the manager of the Development is appointed

The manager will be appointed for an initial term of not exceeding 2 years from the date of the DMC. The appointment of the manager may be terminated in accordance with the provisions of the DMC.

D. The basis on which the management expenses are shared among the owners of the residential properties in the Development

Each Owner of a Residential Unit shall contribute towards the management expenses (which shall be based on the budget prepared by the Manager) of the Development in such manner, amount and proportion as provided in the DMC by reference to the Management Shares allocated to his Residential Unit and the principles provided in the DMC.

E. The basis on which the management fees deposit is fixed

The management fees deposit is equal to two (2) months' contribution towards the management expenses payable in respect of a Unit based on the first annual management budget.

F. The area (if any) in the Development retained by the owner for the owner's own use

Not Applicable.

Notes:

- For full details, please refer to the latest draft of the DMC which is free for inspection during open hours at the sales office. A copy of the latest draft DMC is available upon request and payment of the necessary photocopying charges.
- Unless otherwise defined in the sales brochure, capitalized terms used in the above shall have the same meaning of such terms in the DMC.

15. SUMMARY OF DEED OF MUTUAL COVENANT 公契的摘要

「發展項目」的《公契及管理協議》(「公契」)訂明：

A. 發展項目的公用部分

1. 「公用地方及設施」指：

發展項目公用地方及設施、住宅公用地方及設施、住宅大廈公用地方及設施、住宅洋房公用地方及設施和停車場公用地方及設施。

2. 「發展項目公用地方及設施」指：

(a) 路政署維修通道門、天然溪流維修通道門、天然溪流、暢通易達升降機、排風管、校對錶櫃、行車道、電動車充電器房、特低壓電線房、緊急救援車輛通道、電纜槽、電線房、消防栓、消防控制室、平台(不屬於任何「單位」一部分)、沖廁水/食水泵房、消防及花灑泵房、「會所」消防水缸、「綠化地方」(只要不屬於「住宅公用地方及設施」一部分,現於「公契圖則」以靛藍色加黑點顯示,僅供識別)、「保安護衛室」、高壓電掣房、消防喉轆、低壓電掣房、變壓器裝載平台、豎管槽、總電錶櫃、流動通訊基礎設施、可移動欄杆、水池濾水裝置金屬平台、「業主委員會辦事處」、氣體調壓室基座、保護門廊、「看守人及管理員宿舍」、垃圾房、鋼筋混凝土撐杆、垃圾車裝卸車位、斜坡維修區、「該土地」範圍內「斜坡及擋土牆」部分、「會所」/「停車場」、樓梯、消防花灑水缸、變壓器房、男女可用暢通易達廁所、水缸;及

(b) 「該土地」及「發展項目」內擬供「發展項目」整體公用與共享的地方及設施,現於「公契圖則」以靛藍色顯示,僅供識別;

但不包括「住宅公用地方及設施」、「住宅大廈公用地方及設施」、「住宅洋房公用地方及設施」和「停車場公用地方及設施」。

3. 「住宅公用地方及設施」指：

(a) 「會所」暢通易達升降機、簷篷、「會所」、公共走廊、行人徑、「綠化地方」(只要不屬於「住宅公用地方及設施」一部分,現於「公契圖則」以黃色加黑點顯示,僅供識別)、「園景區」、「會所」升降機及升降機大堂、花槽、花槽區、「住宅傷健人士車位」、「訪客車位」、「住宅上落貨車位」、「中空」、水池、消防喉轆、草坪、升降機控制屏、升降機機房、水管井、水管槽、保護門廊、臨時庇護空間;

(b) 「該土地」及「發展項目」內擬供「住宅樓宇」整體公用與共享的地方及設施,

現於「公契圖則」以黃色、黃色間黑斜線、黃色間黑交叉線及黃色加黑點顯示,僅供識別,

倘若適用,(i)「住宅樓宇」任何部分符合《建築物管理條例》第2條中「公用部分」(a)段的定義及/或(ii)《建築物管理條例》附表1訂明而符合《建築物管理條例》第2條中「公用部分」(b)段的定義,亦被上文所列的條文涵蓋,此等部分將被視為屬於「住宅公用地方及設施」一部分

但不包括「發展項目公用地方及設施」、「住宅大廈公用地方及設施」、「住宅洋房公用地方及設施」和「停車場公用地方及設施」。

4. 「住宅大廈公用地方及設施」指：

(a) 「住宅大廈」暢通易達升降機、簷篷、公共走廊、平台(不屬於任何「居住單位」一部分)、天台(不屬於任何「居住單位」一部分)、「住宅大廈」入口大堂、公共水管槽維修通道、「住宅大廈」升降機及升降機大堂、花槽、花槽區、「管理人」本着所有「居住單位」業主受益在「居住單位」玻璃扶欄安裝的防盜感應器及在「居住單位」安裝的任何其他保安系統、樓梯、電訊廣播設備室、「中空」、冷氣機平台、電線/低壓電線房、各座「大廈」的電線房、「住宅大廈」外牆(包括非結構性預製外牆)、消防水缸房、消防及花灑水泵和水缸房、平台(不屬於任何「居住單位」一部分)、消防喉轆、草坪、升降機控制屏、升降機機房、「住宅大廈」信箱、水管井、水管槽、保護門廊、垃圾及物料回收房、臨時庇護空間;及

(b) 「該土地」及「發展項目」內擬供「住宅大廈」整體公用與共享的地方及設施,

現於「公契圖則」以紫色顯示,僅供識別,

但不包括「發展項目公用地方及設施」、「住宅公用地方及設施」、「住宅洋房公用地方及設施」和「停車場公用地方及設施」。

5. 「住宅洋房公用地方及設施」指：

(a) 「洋房」電線/低壓電線房、保護門廊、洋房電錶房;及

(b) 「該土地」及「發展項目」內擬供「洋房」整體公用與共享的地方及設施

現於本文夾附的圖則以綠色顯示,僅供識別,

但不包括「發展項目公用地方及設施」、「住宅公用地方及設施」、「住宅大廈公用地方及設施」和「停車場公用地方及設施」。

6. 「停車場公用地方及設施」指：

(a) 「停車場」所有範圍(「車位」、「訪客車位」和「住宅傷健人士車位」除外);及

(b) 行車道、管槽、樓梯、電動車充電設施、電動車充電房、電動車充電器電掣房、停車場風機房、亞低壓電掣房、消防花灑泵房、消防花灑水缸房、消防泵房及消防花灑控制閥、「該土地」及「發展項目」內供「停車場」整體公用與共享的地方及設施,

現於「公契圖則」以橙色顯示,僅供識別,

但不包括「發展項目公用地方及設施」、「住宅公用地方及設施」、「住宅大廈公用地方及設施」和「住宅洋房公用地方及設施」。

B. 分配予「發展項目」中的每個住宅物業的不分割份數的數目

(I) 「住宅單位」(「居住單位」)

座	樓層	單位	不分割份數
1	地下及1樓	A	173
	地下及1樓	B	172
	2樓及3樓	A	188
	2樓及3樓	B	186
2	地下及1樓	A	174
	地下及1樓	B	172
	2樓及3樓	A	188
	2樓及3樓	B	186
3	地下	A	83
	地下	B	82
	1樓及2樓	A	179
	1樓及2樓	B	177
5	3樓	A	194
	地下	A	83
	地下	B	82
	1樓及2樓	B	177
6	1樓及2樓	A	194
	地下	A	107
	地下	B	105
	1樓及2樓	A	228
7	1樓及2樓	B	238
	3樓	A	124
	3樓	B	124
	地下	A	104
8	地下	B	103
	1樓及2樓	A	228
	1樓及2樓	B	238
	3樓	A	124
9	3樓	B	124
	地下及1樓	A	237
	地下及1樓	B	237
	2樓及3樓	C	250
	2樓及3樓	D	249

15. SUMMARY OF DEED OF MUTUAL COVENANT 公契的摘要

座	樓層	單位	不分割份數
10	地下及1樓	A	237
	地下及1樓	B	237
	2樓及3樓	C	250
	2樓及3樓	D	249
11	地下及1樓	A	237
	地下及1樓	B	236
	2樓及3樓	C	250
	2樓及3樓	D	249
12	地下及1樓	A	320
	2樓及3樓	B	325
		總額：	9,201

備註：

1. 不設第4座。
2. 各座單位編號如下：
 - a. 第1、2、3、5、6、7、8及12座設有A及B單位；及
 - b. 第9、10及11座設有A、B、C及D單位。

(ii) 「住宅單位」(「洋房」)

洋房	不分割份數
1	749
2	466
3	462
5	462
6	466
7	464
8	676
9	355
10	525
11	324
12	262
15	260
16	297
17	297
18	559
19	297
20	339
21	326
22	327
23	326
25	328
26	328
27	325
28	532
29	332
30	270
31	268
32	299
33	299
35	300
36	300
38	465
總額：	12,285

備註：

1. 「洋房」編號不設第4、13、14、24、34及37號。

C. 有關發展項目的管理人的委任年期

管理人的首屆任期由公契訂立日起計不超過兩(2)年，其後續任至按「公契」的條文終止管理人的委任為止。

D. 管理開支按甚麼基準在發展項目中的住宅物業的擁有人之間分擔

每名住宅單位業主均應按照公契訂明的方式、金額及比例，根據其住宅單位的管理份數數額及公契所訂原則分擔「發展項目」的管理開支(以管理人擬備的預算案作依據)。

E. 計算管理費按金的基準

管理費按金相等於每個單位按首份年度管理預算案釐定而須繳交的兩(2)個月管理開支。

F. 擁有人在發展項目中保留作自用的範圍(如有的話)

不適用。

備註：

- 請查閱公契之最新版本以了解全部詳情。公契之最新版本可於售樓處開放時間內免費查閱，而且可支付所需影印費用後取得公契之最新版本的副本。
- 除非本售樓說明書另設定義，否則上述名詞具有公契中該等名詞的相同意義。

16. SUMMARY OF LAND GRANT

批地文件的摘要

1. The Development is constructed on Rural Building Lot No. 1201 (the “Lot”).
2. The Lot is granted under the Conditions of Sale No. 20269 for a term of 50 years commencing from 13 April 2016 (the “Land Grant”).
3. General Condition No.7 of the Land Grant stipulates that:-
 - “ (a) The Purchaser shall throughout the tenancy having built or rebuilt (which word refers to redevelopment as contemplated in sub-clause (b) of this General Condition) in accordance with these Conditions:
 - (i) maintain all buildings in accordance with the approved design, disposition and height and any approved building plans without variation or modification thereto; and
 - (ii) maintain all buildings erected or which may hereafter be erected in accordance with these Conditions or any subsequent contractual variation of them, in good and substantial repair and condition and in such repair and condition deliver up the same at the expiration or sooner determination of the tenancy.
 - (b) In the event of the demolition at any time during the tenancy of any building then standing on the lot or any part thereof, the Purchaser shall replace the same either by sound and substantial building or buildings of the same type and of no less gross floor area or by building or buildings of such type and value as shall be approved by the Director. In the event of demolition as aforesaid, the Purchaser shall within one calendar month of such demolition apply to the Director for consent to carry out building works for the redevelopment of the lot and upon receiving such consent shall within three calendar months thereof commence the necessary redevelopment works and shall complete the same to the satisfaction of and within such time limit as is laid down by the Director.”
4. Special Condition No.(2) of the Land Grant stipulates that:-
 - “ (a) (i) The Purchaser acknowledges that as at the date of this Agreement, there are existing structures projecting from the boundary walls or fences erected on all that piece or parcel of ground now known and registered in the Land Registry as Rural Building Lot No. 1138 (hereinafter referred to as “the Adjoining Lot”) and Chek Chue Barracks (hereinafter referred to as “the Adjoining Land”) over and encroaching upon portions of the lot (which existing structures are hereinafter collectively referred to as “the Projecting Structures”).
 - (ii) The Purchaser shall permit the Projecting Structures to be so maintained on the lot and shall not demolish, interfere with or remove the Projecting Structures or any part or parts thereof for the lifetime of the Projecting Structures. The decision of the Director as to what constitutes the Projecting Structures shall be final and binding upon the Purchaser.”
 - (b) The Purchaser acknowledges that as at the date of this Agreement, there are:
 - (i) some existing pipes and the alignment of those existing pipes which are above the ground are as shown and marked by a green line on the plan annexed hereto (hereinafter referred to as “the Existing Pipes”);
 - (ii) a section of an existing storm-water channel shown edged blue on the plan annexed hereto (hereinafter referred to as “the Existing Open Storm-water Channel”);
 - (iii) an existing lamp post shown and marked “Lamp Post No. 45789” on the plan annexed hereto and the associated cables and ducting (hereinafter referred to as “the Existing Lamp Post”);
 - (iv) an existing public lighting control cubicle as shown and marked “Control Cubicle No. 8241” on the plan annexed hereto with associated cables and ducting (hereinafter referred to as “the Existing Public Lighting Control Cubicle”); and
 - (v) three existing catchpits as shown and marked “Catchpits” on the plan annexed hereto with associated cables, pipes and ducting (hereinafter collectively referred to as “the Existing Catchpits”).

The Existing Pipes, the Existing Open Storm-water Channel, the Existing Lamp Post, the Existing Public Lighting Control Cubicle and the Existing Catchpits are all erected on the lot and they are hereinafter collectively referred to as “the Encroaching Structures”. For the purpose of these Conditions, the decision of the Director as to what constitutes the Encroaching Structures shall be final and binding upon the Purchaser.
- (c) Without prejudice to the generality of the provisions of General Condition No.5 hereof, the Purchaser shall be deemed to have satisfied himself as to and have accepted the state and condition of the lot as existing on the date of this Agreement subject to the presence of the Projecting Structures and the Encroaching Structures and no objection or claim of whatsoever nature shall be made or raised against the Government by the Purchaser in respect of or on account of the same.
- (d) The Purchaser may demolish and remove the Existing Pipes or any part or parts thereof at his own cost and expense.
- (e) Without the prior written consent from the owner of the Adjoining Lot and the Government, the Purchaser shall not alter, divert, interfere with or demolish the Existing Open Storm-water Channel.
- (f) (i) The Purchaser shall not alter, demolish, re-provision, rearrange, replace, remove or relocate the Existing Lamp Post, the Existing Public Lighting Control Cubicle and the Existing Catchpits (hereinafter collectively referred to as “the Highways Structures”) or any part or parts thereof without the prior written approval of the Director of Highways. Any such alteration, demolition, re-provisioning, rearranging, replacing, removal or relocation of the Highways Structures or any part thereof, as requested by the Purchaser and approved by the Director of Highways, shall be carried out by the Director of Highways at the cost of the Purchaser. The Purchaser shall pay to the Government on demand the cost of such alteration, demolition, re-provisioning, rearranging, replacing, removal and relocation of the Highways Structures.
- (ii) The Purchaser shall also pay to the Government on demand the costs of any necessary repair or reinstatement to the Highways Structures as a result of damage caused to or activities carried out upon the lot by the Purchaser, his servants, workmen and contractors.
- (iii) The cost incurred under this sub-clause (f) shall be as determined by the Director of Highways whose determination shall be final and binding upon the Purchaser. The Purchaser shall indemnify and keep indemnified the Government from and against all liabilities, losses, damages, claims, costs, charges, expenses, demands, actions and proceedings whatsoever arising from any such alteration, demolition, re-provisioning, rearranging, replacing, removal, relocation, repair or reinstatement of the Highways Structures.
- (g) (i) The Government, the Director of Highways and his duly authorized officers, contractors, licensees, agents, his or their workmen or any other persons duly authorized by the Government with or without tools, equipment, plant, machinery or motor vehicles shall have the right of free and unrestricted ingress, egress and regress at all times to, from and through the lot or any part thereof for the purposes of inspecting, checking, repairing, maintaining, upgrading, renewing, repositioning, rearranging, replacing, demolishing, removing and relocating the Existing Open Storm-water Channel, the Highways Structures and the existing elevated road at the roundabout outside the lot as shown and marked “Elevated Road” on the plan annexed hereto (which elevated road is hereinafter referred to as “the Elevated Road”).
- (ii) Where in the opinion of the Director of Highways (whose opinion shall be final and binding upon the Purchaser) there are objects, structure or material within the lot or any part of the lot which may obstruct the access to the Highways Structures and the Elevated Road for carrying out the works as stipulated in this sub-clause (g), the Director of Highways shall be entitled by notice in writing to call upon the Purchaser, at his own expense and in all respects to the satisfaction of the Director of Highways, to demolish or remove such objects, structure or material. If the Purchaser shall neglect or fail to comply with such notice within the period specified therein, or as required in an emergency the Director of Highways may carry out such removal and demolition works as the Director of Highways may consider necessary and the Purchaser shall pay to the Government on demand the cost of such works.
- (h) The Government, the Director of Highways and his duly authorized officers, contractors, licensees, agents, his or their workmen shall have no liability in respect of any loss, damage, nuisance or disturbance whatsoever caused to or suffered by the Purchaser or any other person whether directly or indirectly arising out of or incidental to the ingress, egress, regress, access and the works referred to in sub-clause (g) of this Special Condition and no claim

16. SUMMARY OF LAND GRANT

批地文件的摘要

whatsoever shall be made against the Government, the Director of Highways and his duly authorized officers, contractors, licensees, agents, his or their workmen and any other persons authorized by the Director of Highways by the Purchaser in respect of any such loss, damage, nuisance or disturbance.

- (i) (i) The Government gives no warranty or guarantee, expressed or implied, as to:
 - (I) the physical state, condition or safety of the Projecting Structures or any part or parts thereof and the Encroaching Structures or any part or parts thereof; or
 - (II) whether the Projecting Structures or any part or parts thereof are in compliance with the provisions of the Buildings Ordinance, any regulations made thereunder and any amending legislation; or
 - (III) whether the Projecting Structures or any part or parts thereof and the Encroaching Structures or any part or parts thereof will be rectified, demolished or removed.
- (ii) The presence of the Encroaching Structures and the Projecting Structures shall not in any way relieve the Purchaser of or release, discharge, lessen or affect the Purchaser's obligations under these Conditions or affect or prejudice in any way the rights and remedies of the Government under these Conditions in respect of any breach, non-compliance, non-observance or non-performance by the Purchaser of his obligations under these Conditions.
- (iii) The Government shall have no responsibility, obligation or liability for any loss, damage, nuisance or disturbance of whatsoever nature caused to or suffered by the Purchaser or any other persons in respect of the encroachment on the lot or by reason of the presence, use, maintenance, repair, demolition or removal of the Projecting Structures or any part or parts thereof and the Encroaching Structures or any part or parts thereof. No claim whatsoever shall be made against the Government or its officers by the Purchaser in respect of any loss, damage, nuisance or disturbance of whatsoever nature caused by or arising out of or incidental to the presence, use, maintenance, repair, demolition or removal of the Projecting Structures or any part or parts thereof and the Encroaching Structures or any part or parts thereof.
- (iv) The Purchaser shall indemnify and keep indemnified the Government from and against all liabilities, losses, damages, claims, costs, expenses, charges, demands, actions and proceedings whatsoever arising whether directly or indirectly out of or in connection with the encroachment on the lot by and the presence, use, maintenance, repair, demolition or removal of the Projecting Structures or any part or parts thereof and the Encroaching Structures or any part or parts thereof.
- (v) The Government shall have no responsibility, obligation or liability for the carrying out of any works or the taking of any steps or legal proceedings or actions against any persons including the owners of the Adjoining Lot, the occupiers of the Adjoining Lot and the occupiers of the Adjoining Land, in respect of the Projecting Structures and the Encroaching Structures."

5. Special Condition No.(3) of the Land Grant stipulates that:-

" (a) The Purchaser shall:

- (i) on or before the 30th day of June 2022 or such other date as may be approved by the Director, at his own expense, in such manner with such materials and to such standards, levels, alignment and design as the Director shall approve and in all respects to the satisfaction of the Director:
 - (I) lay and form those portions of future public roads shown coloured green on the plan annexed hereto (hereinafter referred to as "the Green Area"); and
 - (II) provide and construct such bridges, tunnels, over-passes, under-passes, culverts, viaducts, flyovers, pavements, roads or such other structures as the Director in his sole discretion may require (hereinafter collectively referred to as "the Structures")

so that building, vehicular and pedestrian traffic may be carried on the Green Area;

- (ii) on or before the 30th day of June 2022 or such other date as may be approved by the Director, at his own expense and to the satisfaction of the Director, surface, kerb and

channel the Green Area and provide the same with such gullies, sewers, drains, fire hydrants with pipes connected to water mains, street lights, traffic signs, street furniture and road markings as the Director may require; and

- (iii) maintain at his own expense the Green Area together with the Structures and all structures, surfaces, gullies, sewers, drains, fire hydrants, services, street lights, traffic signs, street furniture, road markings and plant constructed, installed and provided thereon or therein to the satisfaction of the Director until such time as possession of the Green Area has been delivered in accordance with Special Condition No.(4) hereof.

(b) In the event of the non-fulfilment of the Purchaser's obligations under sub-clause (a) of this Special Condition by the date specified therein, the Government may carry out the necessary works at the cost of the Purchaser who shall pay to the Government on demand a sum equal to the cost thereof, such sum to be determined by the Director whose determination shall be final and shall be binding upon the Purchaser.

(c) The Government shall have no liability in respect of any loss, damage, nuisance or disturbance whatsoever caused to or suffered by the Purchaser or any other person whether arising out of or incidental to the fulfilment of the Purchaser's obligations under sub-clause (a) of this Special Condition or the exercise of the rights by the Government under sub-clause (b) of this Special Condition or otherwise, and no claim whatsoever shall be made against the Government by the Purchaser in respect of any such loss, damage, nuisance or disturbance."

Remark: The expiry date of the formation of Green Area in Special Condition No.(3)(a) of the Land Grant was extended to 31 December 2022 by the Director by a letter dated 27 August 2020, and further extended to 30 June 2023 by the Director by a letter dated 7 October 2022.

6. Special Condition No.(4) of the Land Grant stipulates that:-

" For the purpose only of carrying out the necessary works specified in Special Condition No.(3) hereof, the Purchaser shall on the date of this Agreement be granted possession of the Green Area. The Green Area shall be re-delivered to the Government on demand and in any event shall be deemed to have been re-delivered to the Government by the Purchaser on the date of a letter from the Director indicating that these Conditions have been complied with to his satisfaction. The Purchaser shall at all reasonable times while he is in possession of the Green Area allow free access over and along the Green Area for all Government and public vehicular and pedestrian traffic and shall ensure that such access shall not be interfered with or obstructed by the carrying out of the works whether under Special Condition No.(3) hereof or otherwise."

7. Special Condition No.(5) of the Land Grant stipulates that:-

" The Purchaser shall not without the prior written consent of the Director use the Green Area for the purpose of storage or for the erection of any temporary structure or for any purposes other than the carrying out of the works specified in Special Condition No.(3) hereof."

8. Special Condition No.(6) of the Land Grant stipulates that:-

" (a) The Purchaser shall at all reasonable times while he is in the possession of the Green Area:

- (i) permit the Government, the Director and his officers, contractors and agents and any persons authorized by the Director, the right of ingress, egress and regress to, from and through the lot and the Green Area for the purpose of inspecting, checking and supervising any works to be carried out in compliance with Special Condition No.(3) (a) hereof and the carrying out, inspecting, checking and supervising of the works under Special Condition No.(3) (b) hereof and any other works which the Director may consider necessary in the Green Area;

- (ii) permit the Government and the relevant public utility companies authorized by the Government the right of ingress, egress and regress to, from and through the lot and the Green Area as the Government or the relevant public utility companies may require for the purpose of any works to be carried out in, upon or under the Green Area or any adjoining land including but not limited to the laying and subsequent maintenance of all pipes, wire, conduits, cableducts and other conducting media and ancillary equipment necessary for the provision of telephone, electricity, gas (if any) and other services intended to serve the lot or any adjoining or neighbouring land or premises, and the Purchaser shall co-operate fully with the Government

16. SUMMARY OF LAND GRANT

批地文件的摘要

- and also with the relevant public utility companies duly authorized by the Government on all matters relating to any of the aforesaid works to be carried out within the Green Area; and
- (iii) permit the officers of the Water Authority and such other persons as may be authorized by them the right of ingress, egress and regress to, from and through the lot and the Green Area as the officers of the Water Authority or such authorized persons may require for the purpose of carrying out any works in relation to the operation, maintenance, repairing, replacement and alteration of any other waterworks installations within the Green Area.
- (b) The Government, the Director and his officers, contractors and agents and any persons or public utility companies duly authorized under sub-clause (a) of this Special Condition shall have no liability in respect of any loss, damage, nuisance or disturbance whatsoever caused to or suffered by the Purchaser or any person arising out of or incidental to the exercise of the rights by the Government, the Director and his officers, contractors and agents and any persons or public utility companies duly authorized under sub-clause (a) of this Special Condition.”
9. Special Condition No.(7) of the Land Grant stipulates that:-
“ The Purchaser shall develop the lot by the erection thereon of a building or buildings complying in all respects with these Conditions and all Ordinances, bye-laws and regulations relating to building, sanitation and planning which are or may at any time be in force in Hong Kong, such building or buildings to be completed and made fit for occupation on or before the 30th day of June 2022.”
Remark: The building covenant expiry date in Special Condition No.(7) of the Land Grant was extended to 31 December 2022 by the Director by a letter dated 27 August 2020, and further extended to 30 September 2023 by the Director by a letter dated 4 July 2023.
10. Special Condition No.(8) of the Land Grant stipulates that:-
“ The lot or any part thereof or any building or part of any building erected or to be erected thereon shall not be used for any purpose other than for private residential purposes.”
11. Special Condition No.(11) of the Land Grant stipulates that:-
“ Notwithstanding the user restriction stipulated in Special Condition No.(8) hereof, no air sensitive uses including but not limited to domestic use and outdoor facilities such as exercise area, gardens with seats, playground, swimming pool and ball courts shall be erected, constructed or provided on or over those portions of the lot shown coloured pink hatched black on the plan annexed hereto (hereinafter referred to as “the Pink Hatched Black Area”) and the Pink Stippled Black Area. For the purposes of this Special Condition, the Director’s decision as to what constitutes air sensitive uses shall be final and binding upon the Purchaser.”
12. Special Condition No.(12) of the Land Grant stipulates that:-
“ Notwithstanding the user restriction the maximum gross floor area and the maximum site coverage permitted under Special Conditions Nos.(8), (9)(c) and (9)(d) hereof respectively, the Purchaser may use part or parts of the building or buildings erected or to be erected on the lot in accordance with these Conditions and erect on part or parts of the lot separate temporary structures for the purposes of a sales office and show flats and related marketing activities to facilitate the sale of the building or buildings or any part or parts thereof erected or to be erected on the lot in accordance with these Conditions, provided that the scale and period of operation of such sales office and show flats and related marketing activities shall be subject to the prior written approval of the Director.”
13. Special Condition No.(13) of the Land Grant stipulates that:-
“ (a) The Purchaser may erect, construct and provide within the lot such recreational facilities and facilities ancillary thereto (hereinafter referred to as “the Facilities”) as may be approved in writing by the Director. The type, size, design, height and disposition of the Facilities shall also be subject to the prior written approval of the Director.
(b) For the purpose of calculating the total gross floor area and site coverage respectively stipulated in Special Conditions Nos.(9)(c) and (9)(d) hereof, subject to Special Condition No.(43)(d) hereof, any part of the Facilities provided within the lot in accordance with sub-clause (a) of this Special Condition which are for the common use and benefit of the residents of the residential block or blocks erected or to be erected on the lot and their bona fide visitors shall not be taken into account. The remaining part of the Facilities which, in the opinion of the Director, are not for such use shall be taken into account for such calculation.
- (c) In the event that any part of the Facilities is exempted from the gross floor area and the site coverage calculation pursuant to sub-clause (b) of this Special Condition (hereinafter referred to as “the Exempted Facilities”):
(i) the Exempted Facilities shall be designated as and form part of the Common Areas referred to in Special Condition No.(20)(a)(v) hereof;
(ii) the Purchaser shall at his own expense maintain the Exempted Facilities in good and substantial repair and condition and shall operate the Exempted Facilities to the satisfaction of the Director; and
(iii) the Exempted Facilities shall only be used by the residents of the residential block or blocks erected or to be erected on the lot and their bona fide visitors and by no other person or persons.
(d) In the event that the lot is developed for use as a single family residence, sub-clauses (b) and (c) of this Special Condition shall not apply. The decision of the Director as to whether the lot is developed for the use as a single family residence shall be final and binding upon the Purchaser.”
14. Special Condition No.(14) of the Land Grant stipulates that:-
“ No tree growing on the lot or adjacent thereto shall be removed or interfered with without the prior written consent of the Director who may, in granting consent, impose such conditions as to transplanting, compensatory landscaping or replanting as he may deem appropriate.”
15. Special Condition No.(15) of the Land Grant stipulates that:-
“ (a) The Purchaser shall at his own expense submit to the Director for his approval a landscape master plan indicating the location, disposition and layout of the landscaping works to be provided within the lot in compliance with the requirements stipulated in sub-clause (b) of this Special Condition. No site-formation works shall be commenced on the lot or any part thereof until the landscape master plan has been approved in writing by the Director and consent, if required, has been granted in respect of the proposals for the preservation of trees under Special Condition No.(14) hereof.
(b) (i) The landscape master plan shall be at a scale of 1:500 or larger and shall contain information on the landscaping proposals including a survey and treatment of existing trees, site layout and formation levels, conceptual form of building development, illustrative layout of hard and soft landscaping areas and such other information as the Director may require.
(ii) Not less than 30% of the area of the lot shall be planted with trees, shrubs or other plants.
(iii) Not less than 50% of the 30% referred to in sub-clause (b) (ii) of this Special Condition (hereinafter referred to as “the Greenery Area”) shall be provided at such location or level as may be determined by the Director at his sole discretion so that the Greenery Area shall be visible to pedestrians or accessible by any person or persons entering the lot.
(iv) The decision of the Director on which landscaping works proposed by the Purchaser constitutes the 30% referred to in sub-clause (b)(ii) of this Special Condition shall be final and binding upon the Purchaser.
(v) The Director at his sole discretion may accept other non-planting features proposed by the Purchaser as an alternative to planting trees, shrubs or other plants.
(c) The Purchaser shall at his own expense landscape the lot in accordance with the approved landscape master plan in all respects to the satisfaction of the Director and no amendment, variation, alteration, modification or substitution of the approved landscape master plan shall be made without the prior written consent of the Director.
(d) The Purchaser shall thereafter at his own expense keep and maintain the landscaped works in a safe, clean, neat, tidy and healthy condition all to the satisfaction of the Director.
(e) The area or areas landscaped in accordance with this Special Condition shall be designated as and form part of the Common Areas referred to in Special Condition No.(20)(a)(v) hereof.
(f) In the event that the lot is developed for use as a single family residence, sub-clauses (b)(iii) and (e) of this Special Condition shall not apply. The decision of the Director as to whether the lot is developed for use as a single family residence shall be final and binding upon the Purchaser.”

16. SUMMARY OF LAND GRANT

批地文件的摘要

16. Special Condition No.(16) of the Land Grant stipulates that:-

- “ (a) Office accommodation for watchmen or caretakers or both may be provided within the lot subject to the following conditions:
- (i) such accommodation is in the opinion of the Director essential to the safety, security and good management of the building or buildings erected or to be erected on the lot;
 - (ii) such accommodation shall not be used for any purpose other than office accommodation for watchmen or caretakers or both, who are wholly and necessarily employed on the lot; and
 - (iii) the location of any such accommodation shall first be approved in writing by the Director.

For the purposes of this sub-clause (a), no office accommodation may be located within any building on the lot which is intended or adapted for use as a single family residence. The decision of the Director as to whether a building constitutes or is intended for use as a single family residence shall be final and binding upon the Purchaser.

- (b) (i) For the purpose of calculating the total gross floor area and the total site coverage respectively stipulated in Special Conditions Nos.(9)(c) and (9)(d) hereof, subject to Special Condition No.(43)(d) hereof, there shall not be taken into account office accommodation provided within the lot in accordance with sub-clause (a) of this Special Condition not exceeding the lesser of (I) or (II) below:
 - (I) 0.2% of the total gross floor area of the building or buildings erected or to be erected on the lot;
 - (II) 5 square metres for every 50 residential units or part thereof erected or to be erected on the lot, or 5 square metres for every block of residential units erected or to be erected on the lot, whichever calculation provides the greater floor area of such accommodation or such greater floor area as may be approved in writing by the Director and for the purpose of these Conditions, the decision of the Director as to what constitutes a residential unit shall be final and binding upon the Purchaser.

Any gross floor area in excess of the lesser of (I) or (II) above shall be taken into account for such calculation.
- (ii) In calculating the total gross floor area of the building or buildings erected or to be erected on the lot referred to in sub-clause (b)(i)(I) of this Special Condition, there shall not be taken into account the floor spaces which are excluded from the calculation of the gross floor area of the building or buildings erected or to be erected on the lot in accordance with these Conditions as to which the decision of the Director shall be final and binding upon the Purchaser.
- (c) For the purposes of sub-clause (b) of this Special Condition, detached, semi-detached and terraced houses which are intended for use as a single family residence shall not be regarded as a block of residential units. The decision of the Director as to what constitutes a detached, semi-detached or terraced house and whether such house constitutes or is intended for use as a single family residence shall be final and binding upon the Purchaser.
- (d) Office accommodation provided within the lot in accordance with sub-clause (a) of this Special Condition shall be designated as and form part of the Common Areas referred to in Special Condition No.(20)(a)(v) hereof.
- (e) In the event that the lot is developed for use as a single family residence, sub-clauses (a), (b), (c) and (d) of this Special Condition shall not apply. The decision of the Director as to whether the lot is developed for use as a single family residence shall be final and binding upon the Purchaser.”

17. Special Condition No.(17) of the Land Grant stipulates that:-

- “ (a) Quarters for watchmen or caretakers or both may be provided within the lot subject to the following conditions:
- (i) such quarters shall be located in one of the blocks of residential units erected on the lot or in such other location as may be approved in writing by the Director; and
 - (ii) such quarters shall not be used for any purpose other than the residential accommodation of watchmen or caretakers or both, who are wholly and necessarily employed within the lot.

For the purposes of this sub-clause (a), no quarters may be located within any building on the lot which is intended or adapted for use as a single family residence. The decision of the Director as to whether a building constitutes or is intended for use as a single family residence shall be final and binding upon the Purchaser.

- (b) For the purpose of calculating the total gross floor area and the total site coverage respectively stipulated in Special Conditions Nos.(9)(c) and (9)(d) hereof, quarters provided within the lot in accordance with sub-clause (a) of this Special Condition with a total gross floor area of not exceeding 25 square metres shall not be taken into account. Any gross floor area in excess of 25 square metres shall be taken into account for such calculation.
- (c) Quarters for watchmen or caretakers or both provided within the lot in accordance with sub-clause (a) of this Special Condition shall be designated as and form part of the Common Areas referred to in Special Condition No.(20)(a)(v) hereof.
- (d) In the event that the lot is developed for use as a single family residence, sub-clauses (b) and (c) of this Special Condition shall not apply. The decision of the Director as to whether the lot is developed for use as a single family residence shall be final and binding upon the Purchaser.”

18. Special Condition No.(18) of the Land Grant stipulates that:-

- “ (a) One office for the use of the Owners' Corporation or the Owners' Committee may be provided within the lot provided that:
- (i) such office shall not be used for any purpose other than for meetings and administrative work of the Owners' Corporation or the Owners' Committee formed or to be formed in respect of the lot and the buildings erected or to be erected thereon; and
 - (ii) the location of any such office shall first be approved in writing by the Director.
- (b) For the purpose of calculating the total gross floor area and the total site coverage respectively stipulated in Special Conditions Nos.(9)(c) and (9)(d) hereof, subject to Special Condition No.(43)(d) hereof, office provided within the lot in accordance with sub-clause (a) of this Special Condition which does not exceed 20 square metres shall not be taken into account. Any gross floor area in excess of 20 square metres shall be taken into account for such calculations.
 - (c) An office provided within the lot in accordance with sub-clause (a) of this Special Condition shall be designated as and form part of the Common Areas referred to in Special Condition No.(20)(a)(v) hereof.
 - (d) In the event that the lot is developed as a single family residence, sub-clauses (a), (b) and (c) of this Special Condition shall not apply. The decision of the Director as to whether the lot is developed for use as a single family residence shall be final and binding upon the Purchaser.”

19. Special Condition No.(22) of the Land Grant stipulates that:-

- “ The Purchaser shall not, without the prior written consent of the Director, partition (whether by way of assignment or other disposal or by any other means) the lot or any part thereof or any section which has been partitioned with the prior written consent of the Director under this Special Condition. Where the lot has been partitioned with such consent, the provisions in Special Condition No.(20) hereof shall be applicable to each of the sections so partitioned with the references to “the lot” under the said Special Condition being replaced and substituted by the relevant section.”

20. Special Condition No.(23) of the Land Grant stipulates that:-

- “ (a) (i) Spaces shall be provided within the lot to the satisfaction of the Director for the parking of motor vehicles licensed under the Road Traffic Ordinance, any regulations made thereunder and any amending legislation, and belonging to the residents of the building or buildings erected or to be erected on the lot and their bona fide guests, visitors or invitees (hereinafter referred to as “the Residential Parking Spaces”) at the following rates:
- (I) where a block or blocks of residential units (other than a detached, semi-detached or terraced house or houses which is or are intended for use as single family residence or residences) is or are provided within the lot, a rate to be calculated by reference to the respective size of the residential units erected or to be erected on the lot as set out in the table below unless the Director consents to a rate or to a number different from those set out in the table below:

16. SUMMARY OF LAND GRANT
批地文件的摘要

Size of each residential unit	Number of the Residential Parking Spaces to be provided
Less than 40 square metres	One space for every 11 residential units or part thereof
Not less than 40 square metres but less than 70 square metres	One space for every 6 residential units or part thereof
Not less than 70 square metres but less than 100 square metres	One space for every 2 residential units or part thereof
Not less than 100 square metres but less than 130 square metres	One space for every 0.8 residential unit or part thereof
Not less than 130 square metres but less than 160 square metres	One space for every 0.6 residential unit or part thereof
Not less than 160 square metres	One space for every 0.5 residential unit or part thereof

- (II) where detached, semi-detached or terraced house or houses which is or are intended for use as single family residence or residences is or are provided within the lot, at the following rates:
- (A) one space for each such house where its gross floor area is less than 160 square metres;
- (B) 1.5 spaces for each such house where its gross floor area is not less than 160 square metres but less than 220 square metres, provided that if the number of spaces to be provided under this sub-clause (a)(i)(II)(B) is a decimal number, the same shall be rounded up to the next whole number; and
- (C) two spaces for each such house where its gross floor area is not less than 220 square metres.

For the purpose of this sub-clause (a)(i), the decision of the Director as to what constitutes a detached, semi-detached or terraced house and whether such house constitutes or is intended for use as a single family residence shall be final and binding upon the Purchaser.

- (ii) For the purpose of sub-clause (a)(i)(I) of this Special Condition, the total number of the Residential Parking Spaces to be provided under sub-clause (a)(i)(I) of this Special Condition shall be the aggregate of the respective number of the Residential Parking Spaces calculated by reference to the respective size of each residential unit set out in the table of sub-clause (a)(i)(I) of this Special Condition and for the purpose of these Conditions, the term "size of each residential unit" in terms of gross floor area shall mean the sum of (I) and (II) below:
- (I) the gross floor area in respect of a residential unit exclusively used and enjoyed by the resident of that unit, which shall, be measured from the exterior of the enclosing walls or parapet of such unit except where such enclosing walls separate two adjoining units in which case the measurement shall be taken from the middle of those walls, and shall include the internal partitions and columns within such unit, but, for the avoidance of doubt, shall exclude all floor area within such unit which is not taken into account for the calculation of gross floor area stipulated in Special Condition No.(9)(c) hereof; and
- (II) the pro-rata gross floor area of the Residential Common Area (as hereinafter defined) in respect of a residential unit, and in so calculating, the total gross floor area of residential common area, which is for common use and benefit of the residents of the building or buildings erected or to be erected on the lot, outside the enclosing walls of the residential units but, for the avoidance of doubt, excluding all floor area which is not taken into account for the calculation of gross floor area stipulated in Special Condition No.(9)(c) hereof (which residential common area is hereinafter referred to as "the Residential Common Area") shall be apportioned to a residential unit by the following formula:

$$\frac{\text{The total gross floor area of the Residential Common Area}}{\text{The total gross floor area of all residential units as calculated under sub-clause (a)(ii)(I) of this Special Condition}} \times \text{The gross floor area in respect of a residential unit as calculated under sub-clause (a)(ii)(I) of this Special Condition}$$

- (iii) Additional spaces for the parking of motor vehicles licensed under the Road Traffic Ordinance, any regulations made thereunder and any amending legislation, and belonging to the bona fide guests, visitors or invitees of the residents of the building or buildings erected or to be erected on the lot shall be provided within the lot to the satisfaction of the Director, at the following rates subject to a minimum of two such spaces being provided within the lot:
- (I) if more than 75 residential units are provided in any block of residential units erected or to be erected on the lot, at a rate of one space for every block of residential units; or
- (II) at such other rates as may be approved by the Director For the purpose of this sub-clause (a)(iii), detached, semi-detached and terraced houses which are intended for use as a single family residence shall not be regarded as a block of residential units. The decision of the Director as to what constitutes a detached, semi-detached or terraced house and whether such house constitutes or is intended for use as a single family residence shall be final and binding upon the Purchaser.
- (iv) The spaces provided under sub-clauses (a)(i) (as may be varied under Special Condition No. (25) hereof) and (a)(iii) of this Special Condition shall not be used for any purpose other than those respectively stipulated therein and in particular the said spaces shall not be used for the storage, display or exhibiting of motor vehicles for sale or otherwise or for the provision of car cleaning and beauty services."
- (b) (i) Out of the spaces provided under sub-clause (a)(i)(I) (as may be varied under Special Condition No.(25) hereof) and (a)(iii) of this Special Condition, the Purchaser shall reserve and designate such number of spaces for the parking of motor vehicles by disabled persons as defined in the Road Traffic Ordinance, any regulations made thereunder and any amending legislation (which spaces to be so reserved and designated are hereinafter referred to as "the Parking Spaces for the Disabled Persons") as the Building Authority may require and approve provided that a minimum of one space shall be so reserved and designated out of the spaces provided under sub-clause (a)(iii) of this Special Condition and that the Purchaser shall not reserve or designate all of the spaces provided under sub-clause (a)(iii) of this Special Condition to become the Parking Spaces for the Disabled Persons.
- (ii) The Parking Spaces for the Disabled Persons shall not be used for any purpose other than for the parking of motor vehicles by disabled persons as defined in the Road Traffic Ordinance, any regulations made thereunder and any amending legislation, and belonging to the residents of the building or buildings erected or to be erected on the lot and their bona fide guests, visitors or invitees and in particular the said spaces shall not be used for the storage, display or exhibiting of motor vehicles for sale or otherwise or for the provision of car cleaning and beauty services.
- (c) (i) Spaces shall be provided within the lot to the satisfaction of the Director for the parking of motor cycles licensed under the Road Traffic Ordinance, any regulations made thereunder and any amending legislation, and belonging to the residents of the building or buildings erected or to be erected on the lot and their bona fide guests, visitors or invitees (hereinafter referred to as "the Motor Cycle Parking Spaces") at a rate of one space for every 150 residential units or part thereof in the building or buildings erected or to be erected on the lot or at such other rates as may be approved by the Director. If the number of spaces to be provided under this sub-clause (c)(i) is a decimal number, the same shall be rounded up to the next whole number. For the purpose of this sub-clause (c)(i), detached, semi-detached and terraced houses which are intended for

16. SUMMARY OF LAND GRANT

批地文件的摘要

- use as a single family residence shall not be regarded as a residential unit. The decision of the Director as to what constitutes a detached, semi-detached or terraced house and whether such house constitutes or is intended for use as a single family residence shall be final and binding upon the Purchaser.
- (ii) The Motor Cycle Parking Spaces shall not be used for any purpose other than for the purpose set out in sub-clause (c) (i) of this Special Condition and in particular the said spaces shall not be used for the storage, display or exhibiting of motor vehicles for sale or otherwise or for the provision of car cleaning and beauty services.
- (d) (i) Except for the Parking Spaces for the Disabled Persons, each of the spaces provided under sub-clauses (a)(i) (as may be varied under Special Condition No.(25) hereof) and (a)(iii) of this Special Condition shall measure 2.5 metres in width and 5.0 metres in length with a minimum headroom of 2.4 metres.
- (ii) The dimension of each of the Parking Spaces for the Disabled Persons shall be as the Building Authority may require and approve.
- (iii) Each of the Motor Cycle Parking Spaces shall measure 1.0 metre in width and 2.4 metres in length with a minimum headroom of 2.4 metres or such other minimum headroom as may be approved by the Director.”
21. Special Condition No.(24) of the Land Grant stipulates that:-
- “ (a) Spaces shall be provided within the lot to the satisfaction of the Director for the loading and unloading of goods vehicles at a rate of one space for every 800 residential units or part thereof in the building or buildings erected or to be erected on the lot or at such other rates as may be approved by the Director subject to a minimum of one loading and unloading space for each block of residential units erected or to be erected on the lot, such loading and unloading space to be located adjacent to or within each block of residential units. For the purpose of this sub-clause (a), detached, semi-detached and terraced houses which are intended for use as a single family residence shall not be regarded as a block of residential units. The decision of the Director as to what constitutes a detached, semi-detached or terraced house and whether such house constitutes or is intended for use as a single family residence shall be final and binding upon the Purchaser.
- (b) Each of the spaces provided under sub-clause (a) of this Special Condition shall measure 3.5 metres in width and 11.0 metres in length with a minimum headroom of 4.7 metres. Such spaces shall not be used for any purpose other than for the loading and unloading of goods vehicles in connection with the building or buildings erected or to be erected on the lot.”
22. Special Condition No.(27) of the Land Grant stipulates that:
- “ (a) Notwithstanding that these Conditions shall have been observed and complied with to the satisfaction of the Director, the Residential Parking Spaces and the Motor Cycle Parking Spaces shall not be:
- (i) assigned except:
- (I) together with undivided shares in the lot giving the right of exclusive use and possession of a residential unit or units in the building or buildings erected or to be erected on the lot; or
- (II) to a person who is already the owner of undivided shares in the lot with the right of exclusive use and possession of a residential unit or units in the building or buildings erected or to be erected on the lot; or
- (ii) underlet except to residents of the residential units in the building or buildings erected or to be erected on the lot.
- Provided that in any event not more than three in number of the total of the Residential Parking Spaces and the Motor Cycle Parking Spaces shall be assigned to the owner or underlet to the resident of any one residential unit in the building or buildings erected or to be erected on the lot.
- (b) Notwithstanding sub-clause (a) of this Special Condition, the Purchaser may, with the prior written consent of the Director, assign all the Residential Parking Spaces and the Motor Cycle Parking Spaces as a whole, but only to a wholly-owned subsidiary company of the Purchaser.
- (c) Sub-clause (a) of this Special Condition shall not apply to an assignment, underletting, mortgage or charge of the lot as a whole.
- (d) Sub-clauses (a) and (b) of this Special Condition shall not apply to the Parking Spaces for the Disabled Persons.”
23. Special Condition No.(32) of the Land Grant stipulates that:-
- “ (a) Where there is or has been any cutting away, removal or setting back of any land, or any building-up or filling-in or any slope treatment works of any kind whatsoever, whether with or without the prior written consent of the Director, either within the lot or on any Government land, which is or was done for the purpose of or in connection with the formation, levelling or development of the lot or any part thereof or any other works required to be done by the Purchaser under these Conditions, or for any other purpose, the Purchaser shall at his own expense carry out and construct such slope treatment works, retaining walls or other support, protection, drainage or ancillary or other works as shall or may then or at any time thereafter be necessary to protect and support such land within the lot and also any adjacent or adjoining Government or leased land and to obviate and prevent any falling away, landslip or subsidence occurring hereafter. The Purchaser shall at all times during the term hereby agreed to be granted maintain at his own expense the said land, slope treatment works, retaining walls or other support, protection, drainage or ancillary or other works in good and substantial repair and condition to the satisfaction of the Director.
- (b) Nothing in sub-clause (a) of this Special Condition shall prejudice the Government's rights under these Conditions, in particular Special Condition No.(31) hereof.
- (c) In the event that as a result of or arising out of any formation, levelling, development or other works done by the Purchaser or owing to any other reason, any falling away, landslip or subsidence occurs at any time, whether in or from any land, within the lot or from any adjacent or adjoining Government or leased land, the Purchaser shall at his own expense reinstate and make good the same to the satisfaction of the Director and shall indemnify the Government, its agents and contractors from and against all costs, charges, damages, demands and claims whatsoever which shall or may be made, suffered or incurred through or by reason of such falling away, landslip or subsidence.
- (d) In addition to any other rights or remedies herein provided for breach of any of these Conditions, the Director shall be entitled by notice in writing to call upon the Purchaser to carry out, construct and maintain the said land, slope treatment works, retaining walls, or other support, protection, and drainage or ancillary or other works or to reinstate and make good any falling away, landslip or subsidence, and if the Purchaser shall neglect or fail to comply with the notice to the satisfaction of the Director within the period specified therein, the “Director may forthwith execute and carry out any necessary works and the Purchaser shall on demand repay to the Government the cost thereof, together with any administrative or professional fees and charges.”
24. Special Condition No.(34) of the Land Grant stipulates that:-
- “ Where prestressed ground anchors have been installed, upon development or redevelopment of the lot or any part thereof, the Purchaser shall at his own expense carry out regular maintenance and regular monitoring of the prestressed ground anchors throughout their service life to the satisfaction of the Director and shall supply to the Director such reports and information on all such monitoring works as the Director may from time to time in his absolute discretion require. If the Purchaser shall neglect or fail to carry out the required monitoring works, the Director may forthwith execute and carry out the monitoring works and the Purchaser shall on demand repay to the Government the cost thereof.”
25. Special Condition No.(35) of the Land Grant stipulates that:-
- “ The Purchaser shall not interfere with the existing natural stream-course shown and marked by a pecked blue line on the plan annexed hereto except with the prior written consent of the Director. The Government will accept no responsibility or liability for any loss, damage, nuisance or disturbance whatsoever caused to or suffered by the Purchaser by reason of the presence of the existing natural stream-course.”
26. Special Condition No.(37) of the Land Grant stipulates that:-
- “ (a) The Purchaser hereby acknowledges that the lot may be affected by landslide and boulder fall hazards arising from areas within the lot and those outside the lot shown coloured green cross-hatched black on the plan annexed hereto (hereinafter referred to as “the Green Cross-hatched Black Area”) due to the nature of the natural terrain.
- (b) The Purchaser shall within 36 calendar months from the date of this Agreement or such other period as may be approved by the Director at his own expense carry out and complete in all respects to the satisfaction of the Director a geotechnical investigation (hereinafter referred to as “the Investigation”) within the lot and

16. SUMMARY OF LAND GRANT

批地文件的摘要

- on the Green Cross-hatched Black Area for the purpose of studying the natural terrain landslide hazards and submit for the approval of the Director a report setting out findings of the Investigation. The findings of the Investigation shall include a proposal for carrying out, completing and maintaining all necessary mitigation and stabilisation works and associated works, access provisions for the subsequent maintenance of the completed mitigation and stabilisation works, to be constructed within the lot and on the Green Cross-hatched Black Area (such access provisions are hereinafter referred to as “maintenance access”) to the satisfaction of the Director to protect any buildings or structures erected or to be erected on the lot or any part thereof and any residents or occupiers therein and their bona fide guests, visitors and invitees from landslide and boulder fall hazards arising from the Green Cross-hatched Black Area. Such proposal as approved by the Director is hereinafter referred to as “the Approved Mitigation Proposal”. Any maintenance access proposed outside the lot and on the Green Cross-hatched Black Area shall be subject to approval of the Director and become part of the Approved Mitigation Proposal. The Director has the absolute discretion by notice in writing to require the Purchaser at his own expense to relocate or remove the maintenance access outside the lot at any time during the term of this Agreement. No ground investigation works, mitigation and stabilisation works and associated works, and works for constructing the maintenance access shall be carried out on any Government land without the prior written consent of the Director. For the purpose of these Conditions, “ground investigation” shall be as defined in the Buildings Ordinance, any regulations made thereunder and any amending legislation.
- (c) On completion of the Investigation, the Purchaser shall at his own expense on or before the 30th day of June 2022 or such date or dates as may be approved by the Director, carry out and complete in all respects to the satisfaction of the Director such mitigation and stabilisation works and associated works, the maintenance access for the subsequent maintenance of the completed mitigation and stabilisation works, within the lot (hereinafter collectively referred to as “the Inside Works”) and on the Green Cross-hatched Black Area (hereinafter collectively referred to as “the Outside Works”) in accordance with the Approved Mitigation Proposal as the Director in his absolute discretion shall approve or require.
- (d) The Purchaser hereby acknowledges that the Investigation, and the Outside Works so carried out, as defined in sub-clauses (b) and (c) of this Special Condition are one-off and no part of any building erected on the lot or any area within the lot affected by landslide and boulder fall hazards shall be occupied or used before completion of such works.
- (e) The Purchaser shall at all times during the term hereby agreed to be granted, maintain at his own expense the Inside Works and the Outside Works including the maintenance access in good substantial repair and conditions in all respects to the satisfaction of the Director to ensure that the Inside Works and the Outside Works shall continue to perform their designed functions. The maintenance works shall include but shall not be limited to clearance of landslide debris or boulders fallen onto the Inside Works or the Outside Works or onto the areas of the lot or the Government land shown on the Natural Terrain Hazard Mitigation and Stabilization Works Plan referred to in sub-clause (f) of this Special Condition. In addition to any rights or remedies the Government may have against the Purchaser for breach of the Purchaser’s obligations to maintain the Inside Works and the Outside Works as herein provided, the Director shall be entitled by notice in writing to call upon the Purchaser to carry out such maintenance works within a period as the Director shall in his absolute discretion deem fit. If the Purchaser shall neglect or fail to comply with such notice to the satisfaction of the Director within the period specified therein or as required in an emergency, the Director may forthwith execute and carry out the required maintenance works as he may consider necessary and the Purchaser shall on demand repay the Government the cost thereof, together with any administrative and professional fees and charges. The cost together with the administrative and professional fees and charges shall be as determined by the Director whose determination shall be final and binding upon the Purchaser.
- (f) The Purchaser shall at his own expense register at the Land Registry against the lot a plan approved by the Director indicating:
- (i) the locations, nature and scope of the Inside Works and the Outside Works;
 - (ii) the location and extent of the areas of the lot and the Government land on which the Purchaser may require or be required to carry out the maintenance works, including the areas of the lot and the Government land where the Purchaser may require or be required by the Director to carry out clearance of landslide debris or boulders under sub-clause (e) of this Special Condition; and
 - (iii) the location of maintenance access (which plan is hereinafter referred to as “the Natural Terrain Hazard Mitigation and Stabilization Works Plan”).
- (g) The Investigation, the Inside Works and the Outside Works as herein provided shall in all respects comply with the Buildings Ordinance, any regulations made thereunder, any amending legislation and any other relevant government legislation.
- (h) For the purpose only of carrying out the Investigation, the carrying out and completing, inspecting and maintaining the Inside Works and the Outside Works, the Purchaser shall have the right of ingress or egress to and from any Government land inside the Green Cross-hatched Black Area where he may require or be required to carry out the maintenance works, including clearance of landslide debris or boulders fallen onto the Inside Works or the Outside Works subject to such terms and conditions as may be imposed by the Director at his sole discretion.
- (i) In the event that as a result of or arising out of carrying out the Investigation or as a result of or arising out of carrying out, inspecting and maintaining the Inside Works or the Outside Works, any damage is done to the Green Cross-hatched Black Area, any other Government land or any land outside the lot, the Purchaser shall make good such damage at his own expense within such time limit as shall be determined by the Director and in all respects to the satisfaction of the Director.
- (j) The Purchaser shall indemnify and keep indemnified the Government from and against all liabilities, losses, damages, claims, expenses, costs, charges, demands, actions and proceedings whatsoever arising out of or incidental to any works being carried out or having been carried out by the Purchaser pursuant to the terms of this Special Condition or any omission, neglect or default by the Purchaser in carrying out the Investigation or in the design, construction and maintenance of the Inside Works or the Outside Works including but without limitation to any damage to or loss of properties, loss of life and personal injuries.”
- Remark: The expiry date of the carrying out of the Inside Works and the Outside Works in Special Condition No.(37)(c) of the Land Grant was extended to 31 December 2022 by the Director by a letter dated 27 August 2020, and further extended to 30 June 2023 by the Director by a letter dated 7 October 2022.
27. Special Condition No.(38) of the Land Grant stipulates that:-
“ Neither salt water nor treated effluent supply shall be available for flushing. Consent to use temporary mains fresh water for flushing will be given provided that the Purchaser will be required to install plumbing suitable for the use of salt water and to accept salt water supply if available in the future.”
28. Special Condition No.(39) of the Land Grant stipulates that:-
“ (a) In the event of earth, spoil, debris, construction waste or building materials (hereinafter referred to as “the waste”) from the lot, or from other areas affected by any development of the lot being eroded, washed down or dumped onto public lanes or roads or into or onto road-culverts, foreshore or seabed, sewers, storm-water drains or nullahs or other Government properties (hereinafter referred to as “the Government properties”), the Purchaser shall at his own expense remove the waste from and make good any damage done to the Government properties. The Purchaser shall indemnify the Government against all actions, claims and demands arising out of any damage or nuisance to private property caused by such erosion, washing down or dumping.
(b) Notwithstanding sub-clause (a) of this Special Condition, the Director may (but is not obliged to), at the request of the Purchaser, remove the waste from and make good any damage done to the Government properties and the Purchaser shall pay to the Government on demand the cost thereof.”
29. Special Condition No.(40) of the Land Grant stipulates that:-
“ The Purchaser shall take or cause to be taken all proper and adequate care, skill and precautions at all times, and particularly when carrying out construction, maintenance, renewal or repair work (hereinafter referred to as “the Works”), to avoid causing any damage, disturbance or obstruction to any Government or other existing drain, waterway or watercourse, water main, road, footpath, street furniture, sewer, nullah, pipe, cable, wire, utility service or any other works or installations being or running upon, over, under or adjacent to the lot, the Green Area, the Green Cross-hatched Black Area or any part of

16. SUMMARY OF LAND GRANT

批地文件的摘要

any of them (hereinafter collectively referred to as “the Services”). The Purchaser shall prior to carrying out any of the Works make or cause to be made such proper search and enquiry as may be necessary to ascertain the present position and levels of the Services, and shall submit his proposals for dealing with any of the Services which may be affected by the Works in writing to the Director for his approval in all respects, and shall not carry out any work whatsoever until the Director shall have given his written approval to the Works and to such aforesaid proposals. The Purchaser shall comply with and at his own expense meet any requirements which may be imposed by the Director in respect of the Services in granting the aforesaid approval, including the cost of any necessary diversion, relaying or reinstatement. The Purchaser shall at his own expense and in all respects repair, make good and reinstate to the satisfaction of the Director any damage, disturbance or obstruction caused to the lot, the Green Area, the Green Cross-hatched Black Area or any part of any of them or any of the Services in any manner arising out of the Works (except for nullah, sewer, storm-water drain or water main, the making good of which shall be carried out by the Director, unless the Director elects otherwise, and the Purchaser shall pay to the Government on demand the cost of such works). If the Purchaser fails to carry out any such necessary diversion, relaying, repairing, making good and reinstatement of the lot, the Green Area, the Green Cross-hatched Black Area or any part of any of them or any of the Services to the satisfaction of the Director, the Director may carry out any such diversion, relaying, repairing, making good or reinstatement as he considers necessary and the Purchaser shall pay to the Government on demand the cost of such works.”

30. Special Condition No.(41) of the Land Grant stipulates that:-

- “ (a) The Purchaser shall construct and maintain at his own expense and to the satisfaction of the Director such drains and channels, whether within the boundaries of the lot or on Government land, as the Director may consider necessary to intercept and convey into the nearest stream-course, catchpit, channel or Government storm-water drain all storm-water or rain-water falling or flowing on to the lot, and the Purchaser shall be solely liable for and shall indemnify the Government and its officers from and against all actions, claims and demands arising out of any damage or nuisance caused by such storm-water or rain-water.
- (b) The works of connecting any drains and sewers from the lot to the Government storm-water drains and sewers, when laid and commissioned, may be carried out by the Director who shall not be liable to the Purchaser for any loss or damage thereby occasioned and the Purchaser shall pay to the Government on demand the cost of such connection works. Alternatively, the said connection works may be carried out by the Purchaser at his own expense to the satisfaction of the Director and in such case any section of the said connection works which is constructed within Government land shall be maintained by the Purchaser at his own cost and upon demand be handed over by the Purchaser to the Government for future maintenance thereof at the expense of the Government and the Purchaser shall pay to the Government on demand the cost of the technical audit in respect of the said connection works. The Director may, upon failure of the Purchaser to maintain any section of the said connection works which is constructed within Government land, carry out such maintenance works as he considers necessary and the Purchaser shall pay to the Government on demand the cost of such works.”

31. Special Condition No.(44) of the Land Grant stipulates that:-

- “ No grave or columbarium shall be erected or made on the lot, nor shall any human remains or animal remains whether in earthenware jars, cinerary urns or otherwise be interred therein or deposited thereon.”

Notes:

- For full details, please refer to the Land Grant. Full script of the Land Grant is available for inspection free of charge upon request during opening hours at the sales office and copies of the Land Grant can be obtained upon paying necessary photocopying charges.
- Unless otherwise defined in this sales brochure, the capitalized terms used in the Summary of Land Grant shall have the same meaning of such terms in the Land Grant.

16. SUMMARY OF LAND GRANT 批地文件的摘要

- 發展項目建於鄉郊建屋地段第1201號(「該地段」)。
 - 「該地段」是根據《賣地條件》第20269號批授，批地年期為2016年4月13日開始50年(「批地文件」)。
 - 「批地文件」一般條款第7條訂明：
 - (a) 「買方」須在整個批租期內遵照此等「批地條件」進行建造或重建(本詞指本一般條款(b)款所述的重建工程)：
 - (i) 依照經批准的設計、規劃和高度及任何經批准的建築圖則(不得作任何更改或修改)維修所有建築物；及
 - (ii) 維修現已或此後將會按照此等「批地條件」或日後任何合約修訂條文建造的所有建築物，使其修繕妥當及狀況良好，以及在批租期屆滿或提前終止時以同等的修繕及狀況交還此等建築物。
 - (b) 如在批租期任何時候拆卸該地段或其任何部分的現有建築物，「買方」必須另建良好穩固的一座或多座同類型建築物而樓面總面積不少於現有建築物或有關類型和價值經「署長」批准的一座或多座建築物作替代。倘如上所述拆卸建築物，「買方」須在拆卸前一個曆月內向「署長」申請同意在該地段進行重建工程。「買方」接獲同意書後，必須在三個曆月內展開必要的重建工程，並在「署長」指定的期限內以「署長」滿意的方式完成重建。』
 - 「批地文件」特別條款第(2)條訂明：
 - (a) (i) 「買方」確認在「本協議」訂立日，現於土地註冊處登記為鄉郊建屋地段第1138號的所有一幅或一塊土地(下稱「毗鄰地段」)及赤柱軍營(下稱「毗鄰土地」)有現存的構築物從該處的圍牆或圍欄伸出，以致跨越及侵佔該地段某些部分(該等現存構築物以下統稱「伸出樓外構築物」)。
 - (ii) 「買方」須允許「伸出樓外構築物」維持於該地段之上，不可在「伸出樓外構築物」的存在壽命期間拆卸、干擾或移除「伸出樓外構築物」或其任何一個或多個部分。「署長」就何謂「伸出樓外構築物」所作的決定將作終論並對「買方」約束。
 - (b) 「買方」確認在「本協議」訂立日有以下現存物件：
 - (i) 某些現存水管及地面上的此等水管走線，現於本文夾附的圖則以線線顯示(下稱「現存水管」)；
 - (ii) 現存雨水渠其中一段，現於本文夾附的圖則網上藍邊顯示(下稱「現存雨水明渠」)；
 - (iii) 一座現存電燈柱，現於本文夾附的圖則顯示並標明為「Lamp Post No. 45789」及相關電纜與管道(下稱「現存電燈柱」)；
 - (iv) 一個現存公共照明控制櫃，現於本文夾附的圖則顯示並標明為「Control Cubicle No. 8241」及相關電纜與管道(下稱「現存公共照明控制櫃」)；及
 - (v) 三個現存集水井，現於本文夾附的圖則顯示並標明為「Catchpits」及相關電纜、水管與管道(下稱「現存集水井」)。「現存水管」、「現存雨水明渠」、「現存電燈柱」、「現存公共照明控制櫃」及「現存集水井」均建於該地段之上，以下統稱「侵佔構築物」。於此等「批地條件」、「署長」就何謂「侵佔構築物」所作的決定將作終論並對「買方」約束。
 - (c) 在毋損本文一般條款第5條的一般規定，「買方」將被視作已信納該地段於「本協議」訂立日的現況及狀態，並受「伸出樓外構築物」及「侵佔構築物」的存在所限。「買方」不得就此或據此向「政府」提出任何性質的異議或索償。
 - (d) 「買方」可自費拆卸和移除「現存水管」或其任何一個或多個部分。
 - (e) 如事前未獲「毗鄰地段」擁有人及「政府」書面同意，「買方」不可更改、改道、干預或拆卸「現存雨水明渠」。
 - (f) (i) 如事前未獲路政署署長書面批准，「買方」不可更改、拆卸、重置、重新安排、更換、拆除或搬遷「現存電燈柱」、「現存公共照明控制櫃」及「現存集水井」(以下統稱「公路構築物」)或其任何一個或多個部分。如「買方」要求更改、拆卸、重置、重新安排、更換、拆除或搬遷「公路構築物」或其任何部分並獲路政署署長批准，工程將由路政署署長執行，費用由「買方」支付。「買方」須在「政府」通知時支付更改、拆卸、重置、重新安排、更換、拆除或搬遷「公路構築物」的費用。
 - (ii) 倘因「買方」、其傭工、工人及承辦商導致或因該地段上任何活動令「公路構築物」受損，「買方」另須在「政府」通知時支付修理或還原「公路構築物」的必要費用。
- (iii) 因本(f)款所載事項招致的費用將由路政署署長界定，而路政署署長的決定將作終論並對「買方」約束。「買方」須就任何更改、拆卸、重置、重新安排、更換、拆除、搬遷、修理或還原「公路構築物」招致的所有責任、損失、損害、索償、費用、收費、開支、索求、訴訟及法律程序向「政府」彌償並保持令其獲得彌償及免責。
 - (g) (i) 「政府」、路政署署長及其妥為授權的人員、承辦商、受許可人、代理或彼等的工人或任何其他獲「政府」妥為授權的人等現獲賦予權利，不論攜帶工具、設備、機器、機械或駕車與否，時刻均可自由和不受限制地進出通行、往返及行經該地段或其任何部分，以便檢查、檢驗、修理、維修、改善、更新、遷移、重置、更換、拆卸、拆除和搬遷「現存雨水明渠」、「公路構築物」及位於該地段外迴旋處現於本文夾附圖則顯示及標明為「Elevated Road」的現存高架道路(該高架道路下稱「高架道路」)。
 - (ii) 如路政署署長認為(其決定將作終論並對「買方」約束)該地段或其任何部分內有任何物件、構築物或物料可能阻礙通行「公路構築物」及「高架道路」以執行本(g)款訂明的工程，路政署署長有權發出書面通知要求「買方」自費以路政署署長全面滿意的方式拆卸或移除此等物件、構築物或物料。倘在通知書訂明的期限內「買方」疏忽或不遵行上述通知，又或如事態緊急，路政署署長可執行其視為必要的拆卸及移除工程，「買方」須在「政府」通知時支付此等工程的費用。
 - (h) 倘因「政府」、路政署署長及其妥為授權的人員、承辦商、受許可人、代理或彼等的工人進出通行和行經以及執行本特別條款(g)款訂明的工程令「買方」或任何其他人士直接或間接招致或連帶蒙受任何損失、損害、滋擾或侵擾，「政府」、路政署署長及其妥為授權的人員、承辦商、受許可人、代理或彼等的工人一概毋須就此承擔責任。「買方」不可就任何此等損失、損害、滋擾或侵擾向「政府」、路政署署長及其妥為授權的人員、承辦商、受許可人、代理、彼等的工人及任何其他獲路政署署長妥為授權的人等提出索償。
 - (i) 「政府」概不明示或默示地保證或擔保：
 - (I) 「伸出樓外構築物」或其任何一個或多個部分和「侵佔構築物」或其任何一個或多個部分的實際狀況、狀態或安全；或
 - (II) 「伸出樓外構築物」或其任何一個或多個部分和「侵佔構築物」或其任何一個或多個部分是否符合《建築物條例》、其任何附屬規例及修訂法例；或
 - (III) 「伸出樓外構築物」或其任何一個或多個部分和「侵佔構築物」或其任何一個或多個部分將來會否修正、拆卸或移除。
 - (ii) 「政府」不會鑒於「侵佔構築物」及「伸出樓外構築物」的存在而解除或寬免、免除、減輕或影響此等「批地條件」訂明「買方」應履行的責任。「侵佔構築物」及「伸出樓外構築物」的存在亦不會影響或損害「政府」根據此等「批地條件」就「買方」違反、不遵守、不遵行或不履行此等「批地條件」所訂各項責任而行使的權利和補償權。
 - (iii) 如因該地段被侵佔或因「伸出樓外構築物」或其任何一個或多個部分和「侵佔構築物」或其任何一個或多個部分的存在或其使用、維修、修理、拆卸或移除工程令「買方」或任何其他人士等招致或連帶蒙受任何損失、損害、滋擾或侵擾，「政府」毋須就此承擔任何責任或義務。「買方」不可鑒於「伸出樓外構築物」或其任何一個或多個部分和「侵佔構築物」或其任何一個或多個部分的存在或其使用、維修、修理、拆卸或移除工程引致的任何損失、損害、滋擾或侵擾向「政府」或其官員提出索償。
 - (iv) 「買方」須就該地段被侵佔以及「伸出樓外構築物」或其任何一個或多個部分和「侵佔構築物」或其任何一個或多個部分的存在或其使用、維修、修理、拆卸或移除工程直接或間接引致的任何責任、損失、損害、索償、費用、開支、收費、索求、訴訟及法律程序向「政府」彌償並保持令其獲得彌償及免責。
 - (v) 「政府」並無責任或義務就「伸出樓外構築物」及「侵佔構築物」執行任何工程或對任何人等採取任何行動、法律程序或訴訟，包括「毗鄰地段」擁有人、「毗鄰地段」佔用人及「毗鄰土地」佔用人。』

16. SUMMARY OF LAND GRANT 批地文件的摘要

5. 「批地文件」特別條款第(3)條訂明：
- 『(a)「買方」應：
- (i) 在2022年6月30日或之前(或「署長」批准的其他日期)自費以「署長」批准的方式、物料、標準、樓層、定線和設計進行下列工程，全面令「署長」滿意：
- (I) 鋪設及平整現於本文夾附圖則以綠色顯示的日後擬建公共道路部分(下稱「綠色範圍」)；及
- (II) 提供及建造「署長」全權酌情規定的橋、隧道、上跨路、下通道、下水道、高架道路、天橋、行人路、道路或其他構築物(下稱「構築物」)
- 以便於「綠色範圍」建造建築物及供車輛及行人往來；
- (ii) 在2022年6月30日或之前(或「署長」批准的其他日期)自費以「署長」滿意的方式在「綠色範圍」鋪設路面、建造路緣及渠道，並且為此等設施提供「署長」指定的溝渠、污水管、排水渠、消防栓連接駁總喉的水管、街燈、交通標誌、街道傢俬及道路標記；及
- (iii) 自費維修「綠色範圍」連同「構築物」以及在該處建造、安裝和提供之所有構築物、路面、溝渠、污水管、排水渠、消防栓、服務設施、街燈、交通標誌、街道傢俬、道路標記及植物，以令「署長」滿意，直至「綠色範圍」估管權依照本文特別條款第(4)條交還「政府」為止。
- (b) 如「買方」不在指定日期內履行本特別條款(a)款所訂的「買方」責任，「政府」可執行必要的工程，費用由「買方」承擔。「買方」須在「政府」通知時向「政府」支付相等於工程費用的款項，金額由「署長」釐定，其決定將作終論並對「買方」約束。
- (c) 倘因為或鑒於「買方」履行本特別條款(a)款訂明的責任或因「政府」行使本特別條款(b)款訂明的責任等而令「買方」或任何其他人士招致或連帶蒙受任何損失、損害、滋擾或侵擾，「政府」概不承擔任何責任。「買方」不得就任何此等損失、損害、滋擾或侵擾向「政府」索償。』
- 附註：「署長」已於2020年8月27日發出函件延長「批地文件」特別條款第(3)(a)條所載「綠色範圍」平整工程的限期至2022年12月31日；其後再於2022年10月7日發出函件延期至2023年6月30日。
6. 「批地文件」特別條款第(4)條訂明：
- 『僅為執行本文特別條款第(3)條所述的必要工程，「買方」將在「本協議」訂立日被視為已獲授予「綠色範圍」的管有權。「綠色範圍」的管有權將於「政府」通知時交還「政府」，並在任何情況下最遲於「署長」向「買方」發出函件說明所有此等「批地條件」已妥善履行令其滿意當日被視為已交還「政府」。「買方」須在估管「綠色範圍」期間允許所有「政府」及公共車輛和行人於所有合理時間自由通行進入「綠色範圍」，此外並要確保執行本文特別條款第(3)條等指定的工程時不會干預或阻礙該處的出入通行權。』
7. 「批地文件」特別條款第(5)條訂明：
- 『如「買方」事前未經「署長」書面同意，不可使用「綠色範圍」儲物或在該處搭建任何臨時構築物或作本文特別條款第(3)條指定工程以外的其他用途。』
8. 「批地文件」特別條款第(6)條訂明：
- 『(a)「買方」估管「綠色範圍」期間，必須在所有合理時間：
- (i) 允許「政府」、「署長」及其人員、承辦商、代理及「署長」授權的任何人等行使權利進出通行、往返和行經該地段及「綠色範圍」，以便檢查、檢驗和監督任何遵照本文特別條款第(3)(a)條執行的任何工程，以及執行、檢查、檢驗和監督任何遵照本文特別條款第(3)(b)條執行的工程及「署長」認為有必要在「綠色範圍」實施的任何其他工程；
- (ii) 允許「政府」及「政府」授權的相關公用事業公司行使權利按彼等需要進出通行、往返和行經該地段及「綠色範圍」，以在「綠色範圍」或任何毗連土地之內、其上或其下執行任何工程，包括但不限於鋪設及其後維修所有水管、電線、管線、電纜管道和其他導體及附屬設備，以便提供擬供該地段或任何毗連或毗鄰土地或處所使用的電話、電力、氣體(如有)及其他服務。「買方」應與「政府」和「政府」妥為授權的相關公用事業公司充分合作，以處理所有關乎在「綠色範圍」執行任何上述工程的事項；及
- (iii) 允許水務監督人員及彼等授權的其他人等有權按需要進出通行、往返和行經該地段及「綠色範圍」，以執行任何關於運作、維修、修理、更換及更改「綠色範圍」內任何其他水務裝置的工程。
- (b) 倘因「政府」、「署長」及其人員、承辦商及代理和任何人等或根據本特別條款(a)款妥獲授權的公用事業公司行使權利導致或連帶「買方」或其他人士招致或蒙受任何損失、損害、滋擾或騷擾，「政府」、「署長」及其人員、承辦商及代理和任何人等或根據本特別條款(a)款妥獲授權的公用事業公司毋須就此承擔責任。』
9. 「批地文件」特別條款第(7)條訂明：
- 『「買方」須全面遵照此等「批地條件」和香港現時或隨時生效的所有建築、衛生及規劃相關「條例」、附例和規例發展該地段，在該處興建一座或多座建築物。上述建築物應在2022年6月30日或之前建成並適宜佔用。』
- 附註：「署長」已於2020年8月27日發出函件延長「批地文件」特別條款第(7)條所載建築契諾的限期至2022年12月31日；其後再於2023年7月4日發出函件延期至2023年9月30日。
10. 「批地文件」特別條款第(8)條訂明：
- 『該地段或其任何部分或該處任何已建或擬建建築物或建築物部分除用作私人住宅外不可作任何其他用途。』
11. 「批地文件」特別條款第(11)條訂明：
- 『儘管本文特別條款第(8)條載有限制用途的規定，本文夾附圖則以粉紅色間黑斜線顯示的該地段部分(下稱「粉紅色間黑斜線範圍」)和「粉紅色加黑點範圍」或其上不得興建、建造或提供作任何易受空氣污染影響的用途，包括但不限於住宅用途和作操場、有座椅的花園、遊樂場、游泳池及球場等室外設施用途。於本特別條款，「署長」就何謂易受空氣污染影響的用途所作的決定將作終論並對「買方」約束。』
12. 「批地文件」特別條款第(12)條訂明：
- 『儘管本文特別條款第(8)、(9)(c)及(9)(d)條載有認可最大樓面總面積及最大上蓋面積的限制用途規定，「買方」可依照此等「批地條件」規定使用該地段任何已建或擬建的一座或多座建築物部分，在該地段指定一個或多個部分興建獨立臨時構築物作售樓處及示範單位和進行相關的市場推廣活動，以推銷現已或將會依照此等「批地條件」建於該地段的一座或多座建築物或其任何一個或多個部分，但售樓處及示範單位和相關市場推廣活動的規模及運作期限須先徵取「署長」的書面批准。』
13. 「批地文件」特別條款第(13)條訂明：
- 『(a)「買方」可在該地段內興建、建造和提供經「署長」書面批准的康樂設施及該處的附屬設施(下稱「設施」)。「設施」的類型、大小、設計、高度和布局亦須事前提交「署長」書面批准。
- (b) 計算本文特別條款第(9)(c)及(9)(d)條指定的樓面總面積及上蓋面積時，受限於本文特別條款第(43)(d)條之規定，任何根據本特別條款(a)款在該地段興建的「設施」部分如乃供該地段任何已建或擬建的一座或多座住宅大廈全體住戶和彼等的真正訪客公用與共享，不會連計在內，而「署長」認為並非作此用途的其餘「設施」部分則會計算在內。
- (c) 如「設施」任何部分獲豁免依照本特別條款(b)款規定計入樓面總面積及上蓋面積(下稱「豁免設施」)：
- (i) 「豁免設施」將指定為本文特別條款第(20)(a)(v)條所訂的「公用地方」一部分；
- (ii) 「買方」須自費維修「豁免設施」以保持其修繕妥當及狀況良好，並負責運作「豁免設施」令「署長」滿意；及
- (iii) 「豁免設施」只可供該地段已建或擬建的一座或多座住宅大廈住戶及彼等的真正訪客使用，任何其他人士或人等一概不可使用。
- (d) 如該地段發展為單一家庭住宅用途，本特別條款(b)及(c)款概不適用。「署長」就該地段是否發展為單一家庭住宅用途所作的決定將作終論並對「買方」約束。』
14. 「批地文件」特別條款第(14)條訂明：
- 『如事前未獲「署長」書面同意，而「署長」給予同意時可附加其視為恰當的移植、補償園景或再植條件，概不可移除或干預任何現於該地段或毗連土地生長的樹木。』

16. SUMMARY OF LAND GRANT 批地文件的摘要

15. 「批地文件」特別條款第(15)條訂明：
- 『(a) 「買方」須自費提交園景設計總圖予「署長」，述明遵照本特別條款(b)款在該地段內進行園景美化工程的位置、規劃和布局，以供「署長」批准。「署長」以書面批准園景設計總圖並且同意(如需要)遵照本文特別條款第(14)條擬備的樹木保育建議書之前，不得在該地段或其任何部分展開地盤平整工程。
- (b) (i) 園景設計總圖比例應為1:500或更大，並載明園景設計建議資料，包括現存樹木普查及處理、地盤布局及平整水平、建築物發展概念模式、園景建築及花木種植區插圖布局和「署長」指定的其他資料。
- (ii) 該地段不少於30%面積須種植樹木、灌叢或其他植物。
- (iii) 本特別條款(b) (ii)款所載的30%面積中不少於50% (下稱「綠化地方」)須在「署長」全權酌情指定的位置或樓層提供，以確保路過行人可觀賞「綠化地方」或進入該地段的人士或人等可通行該處。
- (iv) 「署長」就哪些「買方」建議的園景工程構成本特別條款(b) (ii)款所訂的30%所作的決定將作終論並對「買方」約束。
- (v) 「署長」可全權酌情接納「買方」建議以其他非種植綠化特色取代種植樹木、灌叢或其他植物。
- (c) 「買方」須自費按照經批准的園景設計總圖在該地段進行園景美化，以全面令「署長」滿意。如事前未獲「署長」書面同意，不得修改、更改、改動、改變或取代經批准的園景設計總圖。
- (d) 其後，「買方」須自費保養和維修園景綠化工程，以維持其安全、清潔、整齊、井然及健康，全面令「署長」滿意。
- (e) 依照本特別條款進行園景綠化的一個或多個地方將指定為並納入本文特別條款第(20) (a) (v)條所載的「公用地方」一部分。
- (f) 如該地段發展為單一家庭住宅用途，本特別條款(b) (iii)及(e)款概不適用。「署長」就該地段是否發展為單一家庭住宅用途所作的決定將作終論並對「買方」約束。』
- 住宅用途所作的決定將作終論並對「買方」約束。』
16. 「批地文件」特別條款第(16)條訂明：
- 『(a) 該地段應設有看守人或管理員或兩者的辦事處，但須受限於以下條件：
- (i) 「署長」認為鑒於該地段已建或擬建的一座或多座建築物之安全、保安及良好管理必須設置辦事處；
- (ii) 辦事處除供完全及必要地受僱於該地段工作的看守人或管理員或兩者辦公外，不可作任何其他用途；及
- (iii) 辦事處的地點須事前徵取「署長」的書面批准。
- 就本(a)款而言，辦事處不可設於該地段上擬作或改建成作單一家庭住宅的建築物內。「署長」就任何建築物是否構成或擬作單一家庭住宅用途所作的決定將作終論並對「買方」約束。
- (b) (i) 計算本文特別條款第(9) (c)及(9) (d)條所訂的整體樓面總面積和整體上蓋面積時，受限於本文特別條款第(43) (d)條的規定，不會計入依照本特別條款(a)款在該地段內提供而面積不超過以下(I)或(II)項中較小者的辦事處：
- (I) 該地段已建或擬建的一座或多座建築物整體樓面總面積0.2%；
- (II) 每50個該地段已建或擬建住宅單位或不足此數5平方米，或該地段已建或擬建每座住宅單位大廈5平方米，經「署長」書面批准在二者當中取樓面面積總和最大者。於此等「批地條件」，「署長」就何謂住宅單位所作的決定將作終論並對「買方」約束。
- 任何超出以上(I)或(II)項當中較小者的樓面總面積將會計算在內。
- (ii) 計算本特別條款(b) (i) (I)款所載的該地段已建或擬建的一座或多座建築物整體樓面總面積時，未按照此等「批地條件」計入該地段已建或擬建的一座或多座建築物樓面總面積的樓面面積不會連計在內。「署長」就此作出的決定將作終論並對「買方」約束。
- (c) 於本特別條款(b)款，擬作單一家庭住宅用途的獨立屋、半獨立屋或排屋不可視為一座住宅單位大廈。「署長」就何謂獨立屋、半獨立屋或排屋和每座此等房屋是否構成或擬作單一家庭住宅用途所作的決定將作終論並對「買方」約束。
- (d) 根據本特別條款(a)款在該地段提供的辦事處將指定為本文特別條款第(20) (a) (v)條所載的「公用地方」並構成該處一部分。
- (e) 如該地段發展為單一家庭住宅用途，本特別條款(a)、(b)、(c)及(d)款概不適用。「署長」就該地段是否發展為單一家庭
17. 「批地文件」特別條款第(17)條訂明：
- 『(a) 該地段應設有看守人或管理員或兩者的宿舍，但須受限於以下條件：
- (i) 宿舍應設於該地段其中一座已建住宅單位大廈或「署長」書面批准的其他地點；及
- (ii) 宿舍除作完全及必要地受僱於該地段工作的看守人或管理員或兩者的居所設施外，不可作任何其他用途。
- 於本(a)款，宿舍不可設於該地段上擬作或改建成作單一家庭住宅的建築物內。「署長」就任何建築物是否構成或擬作單一家庭住宅用途所作的決定將作終論並對「買方」約束。
- (b) 計算本文特別條款第(9) (c)及(9) (d)條分別訂明的整體樓面總面積和整體上蓋面積時，不會計入依照本特別條款(a)款在該地段提供而整體樓面總面積不超過25平方米的宿舍。任何超出25平方米的樓面總面積則會計算在內。
- (c) 根據本特別條款(a)款在該地段內提供的看守人或管理員或兩者的宿舍將指定為本文特別條款第(20) (a) (v)條所載的「公用地方」並構成該處一部分。
- (d) 如該地段發展為單一家庭住宅用途，本特別條款(b)及(c)款概不適用。「署長」就該地段是否發展為單一家庭住宅用途所作的決定將作終論並對「買方」約束。』
18. 「批地文件」特別條款第(18)條訂明：
- 『(a) 該地段範圍內可設置一個辦事處供「業主立案法團」或「業主委員會」使用，但須遵從以下規定：
- (i) 辦事處除供現已或將會就該地段已建或擬建建築物成立的「業主立案法團」或「業主委員會」作會議和行政工作場地外，不可作任何其他用途；及
- (ii) 辦事處的地點須事前徵取「署長」的書面批准。
- (b) 計算本文特別條款第(9) (c)及(9) (d)條分別訂明的整體樓面總面積和整體上蓋面積時，受限於本文特別條款第(43) (d)條之規定，不會計入依照本特別條款(a)款在該地段提供而面積不超過20平方米的辦事處。任何超出20平方米的樓面總面積則會計算在內。
- (c) 根據本特別條款(a)款在該地段內提供的辦事處將指定為本文特別條款第(20) (a) (v)條所載的「公用地方」並構成該處一部分。
- (d) 如該地段發展為單一家庭住宅用途，本特別條款(a)、(b)及(c)款概不適用。「署長」就該地段是否發展為單一家庭住宅用途所作的決定將作終論並對「買方」約束。』
19. 「批地文件」特別條款第(22)條訂明：
- 『「買方」如事前未經「署長」書面同意，不可分割(不論採取轉讓、出讓或以其他方式)該地段或其任何部分或任何已根據本特別條款事前經「署長」書面同意分割的地段。如已獲同意分割該地段，本文特別條款第(20)條的規定將適用於每個已分割的地段，而上述特別條款中「該地段」一詞將被相關條文取代和替代。』
20. 「批地文件」特別條款第(23)條訂明：
- 『(a) (i) 該地段內須按以下比例提供「署長」滿意的車位(下稱「住宅車位」)，以供停泊根據《道路交通條例》、其任何附屬規例及修訂法例持牌而屬於該地段已建或擬建的一座或多座建築物住戶和彼等的真正賓客、訪客或獲邀人士的車輛：
- (I) 如在該地段內提供一座或多座住宅單位大廈(擬作單一家庭住宅用途的獨立屋、半獨立屋或排屋除外)，分配比例將按照下表所列該地段已建或擬建住宅單位各自的面積計算，除非「署長」同意與下表不同的其他比例或數額則屬例外：

每個住宅單位的面積	提供的住宅車位數目
少於40平方米	每11個住宅單位或不足此數1個車位
不少於40平方米但少於70平方米	每6個住宅單位或不足此數1個車位
不少於70平方米但少於100平方米	每2住宅單位或不足此數1個車位
不少於100平方米但少於130平方米	每0.8住宅單位或不足此數1個車位
不少於130平方米但少於160平方米	每0.6住宅單位或不足此數1個車位

16. SUMMARY OF LAND GRANT 批地文件的摘要

不少於160平方米	每0.5個住宅單位或不足此數1個車位
-----------	--------------------

(II) 如在該地段內提供擬作單一家庭住宅用途的獨立屋、半獨立屋或排屋，分配比例將如下計算：

- (A) 每座樓面總面積少於160平方米的房屋1個車位；
- (B) 每座樓面總面積不少於160平方米但少於220平方米的房屋1.5個車位。如本(a)(i)(II)(B)款指定提供的車位數目為小數位數，則四捨五入為最接近之整數；及
- (C) 每座樓面總面積不少於220平方米的房屋2個車位。

於本(a)(i)款，「署長」就何謂獨立屋、半獨立屋或排屋和每座此等房屋是否構成或擬作單一家庭住宅用途所作的決定將作終論並對「買方」約束。

(ii) 於本特別條款(a)(i)(I)款，擬遵照本特別條款(a)(i)(I)款提供的「住宅車位」總數為根據本特別條款(a)(i)(I)款列表中每個住宅單位的面積計算之「住宅車位」總數。於此等「批地條件」，就樓面總面積而言，「每個住宅單位的面積」指以下(I)及(II)項之和：

(I) 由其住戶專用與專享的個別住宅單位之樓面總面積，即由該單位的圍牆或護牆外部開始量度，但如屬於以圍牆相隔的兩個毗連單位，則由圍牆中央開始量度，並要量度單位內的內部間隔牆及柱。然而為免存疑，不包括單位內部所有樓面面積，此等面積在計算本特別條款第(9)(c)條指定的樓面總面積時亦不會連計在內；及

(II) 每個住宅單位按比例計算的「住宅公用地方」(定義以下文所訂為準)樓面總面積，即計算各住宅單位圍牆外供現已或將會建於該地段一座或多座建築物住戶公用與共享的住宅公用地方整體樓面總面積，但為免存疑，不包括並未計入本特別條款第(9)(c)條所指定計算樓面總面積的所有樓面面積(此等住宅公用地方下稱「住宅公用地方」)，按照以下程式攤分子每個住宅單位：

$$\text{「住宅公用地方」整體樓面總面積} \times \frac{\text{根據本特別條款(a)(ii)(I)款計算的每個住宅單位樓面總面積}}{\text{根據本特別條款(a)(ii)(I)款計算的所有住宅單位整體樓面總面積}}$$

(iii) 該地段須額外提供「署長」滿意的車位，以供停泊根據《道路交通條例》、其任何附屬規例及修訂法例持牌而屬於該地段已建或擬建的一座或多座建築物住戶的真正賓客、訪客或獲邀人士的車輛，配置比例按照以下所列計算，但該地段內最少須設有2個此等車位：

- (I) 如該地段任何已建或擬建住宅單位大廈提供超過75個住宅單位，則須為每座該等住宅單位大廈提供1個車位；或
- (II) 按「署長」批准的其他比例提供車位。於本(a)(iii)款，擬作單一家庭住宅用途的獨立屋、半獨立屋或排屋不可視為一座住宅單位大廈。「署長」就何謂獨立屋、半獨立屋或排屋和每座此等房屋是否構成或擬作單一家庭住宅用途所作的決定將作終論並對「買方」約束。

(iv) 本特別條款(a)(i)款(可根據本特別條款第(25)條更改)及(a)(iii)款提供的車位中除訂明的用途外，不可作任何其他用途，其中特別禁止在車位存放、陳列或展示車輛作招售等或提供洗車及汽車美容服務。

(b)(i) 「買方」應從根據本特別條款(a)(i)(I)款(可根據本特別條款第(25)條更改)及(a)(iii)款提供的車位中，依照建築事務監督的要求和批准保留並指定車位數目，以供《道路交通條例》、其任何附屬規例及修訂法例界定定義的傷殘人士停泊車輛(該等保留及指定的車位下稱「傷殘人士車位」)。「買方」最少須從本特別條款(a)(iii)款提供的車位中保留和指定1個車位，但不得保留或指定所有根據本特別條款(a)(iii)款提供的車位作「傷殘人士車位」。

(ii) 「傷殘人士車位」除供《道路交通條例》、其任何附屬規例及修訂法例界定定義的傷殘人士停泊屬於該地段已建或擬建的一座或多座建築物住戶和彼等真正賓客、訪客或獲邀人士的車輛外，不可作任何其他用途，其中特別禁止在車位存放、陳列或展示車輛作招售等或提供洗車及

汽車美容服務。

- (c)(i) 該地段內應提供「署長」滿意的車位以供停泊根據《道路交通條例》、其任何附屬規例及修訂法例持牌而屬於該地段已建或擬建的一座或多座建築物住戶和彼等真正賓客、訪客或獲邀人士的電單車(下稱「電單車車位」)，配置比例為現已或將會建於該地段一座或多座建築物每150個住宅單位或不足此數提供1個車位或採用「署長」批准的其他比例。如根據本(c)(i)款提供的車位數目為小數位數，則四捨五入為最接近之整數。於本(c)(i)款，任何擬作單一家庭住宅用途的獨立屋、半獨立屋或排屋均不可視作住宅單位。「署長」就何謂獨立屋、半獨立屋或排屋以及每座此等房屋是否構成或擬作單一家庭住宅用途所作的決定將作終論並對「買方」約束。
- (ii) 「電單車車位」除作本特別條款(c)(i)款訂明的用途外，不可作任何其他用途，其中特別禁止在車位存放、陳列或展示車輛作招售等或提供洗車及汽車美容服務。
- (d)(i) 除「傷健人士車位」外，每個根據本特別條款(a)(i)款(可根據本特別條款第(25)條修改)和(a)(iii)款提供的車位須闊2.5米及長5.0米，最低淨空高度為2.4米。
- (ii) 每個「傷健人士車位」的尺寸須以建築事務監督指定和批准為準。
- (iii) 每個「電單車車位」須闊1.0米及長2.4米，最低淨空高度為2.4米或「署長」批准的其他最低淨空高度。]

21. 「批地文件」特別條款第(24)條訂明：

[(a) 該地段內應提供「署長」滿意的車位供貨車上落貨，分配比例為該地段已建或擬建的一座或多座建築物內每800個住宅單位或不足此數提供1個車位，或採取「署長」批准的其他比例，但該地段已建或擬建住宅單位大廈最少須提供1個上落貨車位。上落貨車位應毗鄰或位於每座住宅單位大廈內。於本(a)款，擬作單一家庭住宅用途的獨立屋、半獨立屋及排屋不可視為一座住宅單位大廈。「署長」就何謂獨立屋、半獨立屋或排屋以及每座房屋是否構成或擬作單一家庭住宅用途所作的決定將作終論並對「買方」約束。

(b) 根據本特別條款(a)款提供的每個車位尺寸須為3.5米闊及11.0米長，最低淨空高度為4.7米。此等車位除供與該地段已建或擬建的一座或多座建築物相關的貨車上落貨外，不得作任何其他用途。]

22. 「批地文件」特別條款第(27)條訂明：

[(a) 儘管「買方」已以「署長」滿意的方式遵守和履行此等「批地條件」，「住宅車位」及「電單車車位」不可：

- (i) 轉讓，除非：
- (I) 連同賦予專有權使用及佔用該地段已建或擬建的一座或多座建築物內一個或多個住宅單位的不分割份數一併轉讓；或
- (II) 承讓人現時已擁有專有權使用及佔用該地段已建或擬建的一座或多座建築物內一個或多個住宅單位的不分割份數；或
- (ii) 分租(租予該地段已建或擬建的一座或多座建築物內住宅單位的住戶除外)。

於任何情況下，該地段已建或擬建的一座或多座建築物內任何一個住宅單位的擁有人或住戶概不可承讓或承租合共多於

16. SUMMARY OF LAND GRANT 批地文件的摘要

- 三(3)個「住宅車位」及「電單車車位」。
- (b) 儘管有本特別條款(a)款的規定,「買方」仍可在事前獲「署長」書面同意下以整體方式轉讓所有「住宅車位」及「電單車車位」,但承讓方必須為「買方」的全資附屬公司。
- (c) 本特別條款(a)款概不適用於以整體方式轉讓、分租、按揭或押記該地段。
- (d) 本特別條款(a)及(b)款概不適用於「傷健人士車位」。】
23. 「批地文件」特別條款第(32)條訂明:
- 『(a) 如該地段或任何「政府」土地現時或以往曾經配合或因應該地段或其任何部分的平整、水準測量或發展事宜進行任何削土、移土或土地後移工程,或建造或填土工程或任何類型的斜坡處理工程,或此等「批地條件」等規定「買方」執行的其他工程或其他用途的工程,不論事前是否獲「署長」書面同意,「買方」亦須於當時或嗣後任何時間,按需要自費進行和建造斜坡處理工程、擋土牆或其他支承結構、防護結構、排水或輔助工程或其他工程,以保護及支撐該地段內的土地和任何毗連或毗鄰「政府」土地或已批租土地,同時避免及防止其後發生任何滑土、山泥傾瀉或地陷。「買方」應在本文協定的批租期內隨時自費維修上述土地、斜坡處理工程、擋土牆或其他支承結構、防護結構、排水或輔助工程或其他工程,以保持其修繕妥當及狀況良好,令「署長」滿意。
- (b) 本特別條款(a)款的規定概毋損此等「批地條件」訂明「政府」享有的權利,其中尤以本文特別條款第(31)條為要。
- (c) 無論何時,如因「買方」進行平整、水準測量、發展或其他工程或因其他事故導致或引起該地段內的土地或任何毗連或毗鄰「政府」土地或已批租土地發生滑土、山泥傾瀉或地陷,「買方」須自費還原並修葺該處,以令「署長」滿意,同時就「政府」、其代理及承辦商作出彼等因滑土、山泥傾瀉或地陷而蒙受或招致的所有費用、收費、損害、訴求及索償作出彌償,並確保彼等免責。
- (d) 除享有本文訂明可達反此等「批地條件」追討之任何其他權利或補償權外,「署長」另有權向「買方」發出書面通知,要求「買方」進行、建造和維修上述的土地、斜坡處理工程、擋土牆或其他支承結構、防護結構、排水或輔助工程或其他工程,又或還原並修葺任何滑土、山泥傾瀉或地陷範圍。如「買方」疏忽或不執行通知書訂明的期限內以「署長」滿意的方式完成通知書的指示,「署長」可即時執行及進行任何必要的工程。「買方」必須在接獲通知時向「政府」償還有關的費用,連同任何行政或專業費用及收費。』
24. 「批地文件」特別條款第(34)條訂明:
- 『如該地段或其任何部分的發展或重建項目或其任何部分已安裝預應力地錨,「買方」須自費在預應力地錨的整個使用周期內定期維修和監察,以令「署長」滿意,並且在「署長」不時全權酌情要求時提交上述監察的報告及資料。如「買方」疏忽或不執行規定的監察工程,「署長」可即時執行和進行監察工程,「買方」必須在接獲通知時向「政府」償還有關的費用。』
25. 「批地文件」特別條款第(35)條訂明:
- 『如事前未獲「署長」書面同意,「買方」不可干擾本文所夾附圖則以藍色虛線顯示的現存天然溪流。「政府」概不就現存天然溪流的存在引起或導致「買方」蒙受的任何損失、損害、滋擾或侵擾承擔任何責任或義務。』
26. 「批地文件」特別條款第(37)條訂明:
- 『(a) 「買方」現確認,鑒於天然地勢的性質,該地段可能受該地段範圍內和本文夾附圖則以綠色間黑交叉線顯示的該地段外地方(下稱「綠色間黑交叉線範圍」)的山泥傾瀉及礫石下墜影響。
- (b) 「買方」須在「本協議」訂立日後36個月內或「署長」批准的其他期限內,自費以「署長」全面滿意的方式,在該地段及「綠色間黑交叉線範圍」內執行和完成土地勘測工程(下稱「勘測工程」),以研探天然地形山泥傾瀉的危險,並向「署長」提交報告闡明勘測工程的結果以作批核。勘測工程的結果應包括建議以「署長」滿意的方式在該地段內及「綠色間黑交叉線範圍」上進行、完成和維修所有必要的緩解及穩定工程和相關工程,建造通道以供日後維修已完竣緩解及穩定工程(該通道下稱「維修通道」),從而保障該地段已建或擬建任何建築物或構築物或其任何部分以及該處的任何住戶或佔用人及彼等各真正賓客、訪客及獲遷人士免受「綠色間黑交叉線範圍」的山泥傾瀉及礫石下墜危害。經「署長」批准的建議下稱「經批准的緩解工程建議」。任何建議在該地段及「綠色間黑交叉線範圍」外建造的維修通道必須提交「署長」申請批准,一旦批准將納入「經批准的緩解工程建議」一部分。「署長」可全權酌情向「買方」發出書面通知,要求「買方」在「本協議」生效期內任何時候自費搬遷或遷移該地段外的維修通道。如事前未經「署長」書面同意,不得在「政府」土地進行任何土地勘測、緩解及穩定工程和相關工程以及建造維修通道的工程。於此等「批地條件」,「土地勘測工程」一詞採用《建築物條例》、其任何附屬規例及修訂法例界定的定義。
- (c) 完成「勘測工程」後,「買方」須在2022年6月30日或「署長」批准的其他日期或之前,自費以「署長」全面滿意的方式,依照「署長」全權酌情批准或指定,在該地段範圍內進行和完成該等緩解及穩定工程和相關工程,其後維修已建成的緩解及穩定工程之維修通道(以下統稱「內部工程」)和按照「經批准的緩解工程建議」於「綠色間黑交叉線範圍」進行上述工程(以下統稱「外部工程」)。
- (d) 「買方」現確認,本特別條款(b)及(c)款訂明應執行的「勘測工程」及「外部工程」屬一次性工程,而在該等工程完成之前,現已建於該地段的任何建築物或受山泥傾瀉及礫石下墜影響的該地段內範圍不可佔用或使用。
- (e) 「買方」須在本文協定批授的年內,一直自費維修「內部工程」及「外部工程」,包括維修通道,以保持其修繕妥當及狀況良好令「署長」全面滿意,確保「內部工程」及「外部工程」可持續按原訂功能運作。維修工程須包括但不限於清理墜落「內部工程」、「外部工程」或該地段各地方或本特別條款(f)款所載「天然地形危險緩解及穩定工程圖則」所示「政府」土地的山泥傾瀉碎礫或礫石。除「政府」可就「買方」失責不遵照本文規定維修「內部工程」及「外部工程」行使任何權利和補償權外,「署長」亦有權發出書面通知要求「買方」在其全權酌情視為恰當的期限內執行此等維修工程。如「買方」疏忽或未能在通知書指定的期限內執行通知書的規定以令「署長」滿意,又或如事態緊急所需,「署長」可即時執行及進行所需維修工程,「買方」須在接獲通知時向「政府」償還相關工程的費用,連同任何行政和專業收費與費用。有關款項連同行政和專業收費與費用的金額由「署長」釐定,其決定將作終論並對「買方」約束。
- (f) 「買方」須自費在土地註冊處登記一幅經「署長」批准的該地段圖則,以顯示:
- (i) 「內部工程」及「外部工程」的位置、性質和規模;
- (ii) 「買方」需要或按規定進行維修工程的該地段及「政府」土地位置和範圍,包括根據本特別條款(e)款「買方」需要或按「署長」規定清理山泥傾瀉碎礫或礫石的該地段及「政府」土地範圍;及
- (iii) 維修通道的位置
- (該圖則下稱「天然地形危險緩解及穩定工程圖則」)。
- (g) 本文所載的「勘測工程」、「內部工程」及「外部工程」應全面遵守《建築物條例》、其任何附屬規例及修訂法例和任何其他相關政府法例的規定。
- (h) 僅為進行「勘測工程」以及執行、完成、檢查和維修「內部工程」及「外部工程」,「買方」有權進出通行及往返「綠色間黑交叉線範圍」和其現時或此後須按規定執行維修工程的任何「政府」土地,包括清理墜落「內部工程」或「外部工程」的山泥傾瀉碎礫或礫石,但仍須受限於「署長」全權酌情訂制的條款與條件。
- (i) 倘因進行「勘測工程」或執行、檢查和維修「內部工程」或「外部工程」導致或引致「綠色間黑交叉線範圍」、任何其他「政府」土地或該地段外任何土地受損,「買方」須在「署長」指定的期限內,自費以「署長」全面滿意的方式修復損害。
- (j) 如因「買方」遵照本特別條款的規定擬進行或已進行任何工程,或因「買方」執行「勘測工程」或於設計、建造及維修「內部工程」或「外部工程」時有任何遺漏、疏忽或失責,以致引起或連帶造成任何責任、損失、損害、開支、費用、收費、訴求、訴訟及法律程序,包括但不限於任何財物損壞或損失又或人身傷亡,「買方」須向「政府」作出彌償並保持令其獲得彌償及免責。』
- 附註:「署長」已於2020年8月27日發出函件延長「批地文件」特別條款第(37)(c)條所載「內部工程」及「外部工程」的限期至2022年12月31日;其後再於2022年10月7日發出函件延期至2023年6月30日。
27. 「批地文件」特別條款第(38)條訂明:
- 『該地段並無鹹水或經處理廢水作沖廁用途,現同意可使用臨時自來水供應作沖廁用途,惟「買方」須安裝適合使用鹹水的渠務裝置,以及在日後可供應鹹水時接納用鹹水沖廁。』
28. 「批地文件」特別條款第(39)條訂明:
- 『(a) 如源自該地段或受該地段發展項目影響的其他地方之廢土、泥石、瓦礫、建築廢料或建材(下稱「廢物」)侵蝕、沖流或傾倒於公共小巷或道路,又或排進道路下水道、前濱或海床、污水管、雨水渠或明渠或其他「政府」產業(以下統稱「政府產業」),「買方」必須自費清理「廢物」和修復任何受損的「政府

16. SUMMARY OF LAND GRANT 批地文件的摘要

產業」，此外並須就「廢物」侵蝕、沖流或傾倒導致私人物業蒙受損害或滋擾所引致的所有訴訟、索償及訴求向「政府」彌償。

- (b) 儘管有本特別條款(a)款之規定，「署長」仍可以(但無責任必須)因應「買方」要求清理廢物並修復「政府產業」因此蒙受的任何損害。「買方」須在「政府」通知時向「政府」支付相關費用。』

29. 「批地文件」特別條款第(40)條訂明：

『「買方」時刻均須採取或達致採取所有完善及適當的護理、工藝和預防措施，其中尤以執行建造、維修、更新或修理工程(下稱「工程」)為要，藉以避免損壞、侵擾或阻塞位於、跨越、在其下或毗鄰該地段、「綠色範圍」、「綠色間黑交叉線範圍」或其任何部分的「政府」或其他現有排水渠、水路或水道、總喉、道路、行人道、街道傢俬、污水管、明渠、水管、電纜、電線、公用服務設施或任何其他工程或裝置(以下統稱「服務設施」)。「買方」執行任何此等「工程」之前，必須進行或達致進行完善的調查和查詢，以核實「服務設施」的現況及水平位置，並須以書面向「署長」提交處理任何可能受「工程」影響的「服務設施」之建議書以待全面審批。直至「署長」以書面批准「工程」及上述建議書為止，「買方」不得展開任何工程。此外，「買方」須遵從及自費履行「署長」給予上述批准時就「服務設施」制訂的規定，包括作出任何必要的改道、重鋪或還原工程的費用。再者，「買方」須自費以「署長」全面滿意的方式修理、修復及還原「工程」(明渠、污水管、雨水渠或總喉例外，除非「署長」另作決定，否則此等渠道應由「署長」修復，而「買方」須在「政府」通知時支付有關工程費用)導致該地段、「綠色範圍」、「綠色間黑交叉線範圍」或其任何部分或任何「服務設施」蒙受的損害、侵擾或阻塞。如「買方」不在該地段、「綠色範圍」、「綠色間黑交叉線範圍」或其任何部分或任何「服務設施」執行此等必要的改道、重鋪、修理、修復及還原工程以令「署長」滿意，「署長」可按其視為必要執行此等改道、重鋪、修理、還原或修復工程，「買方」須在「政府」通知時支付工程費用。』

30. 「批地文件」特別條款第(41)條訂明：

『(a) 「買方」須按「署長」視為需要，自費以「署長」滿意的方式在該地段邊界範圍內或「政府」土地上建造和維修排水渠及渠道，以截流及輸送所有落下或流進該地段的暴雨水或雨水至最鄰近的河溪、集水井、渠道或「政府」雨水渠。倘此等暴雨水或雨水造成任何損害或滋擾以致引起任何訴訟、索償及索求，「買方」必須承擔全責並向「政府」及其人員彌償並確保彼等負責。

(b) 接駁「該地段」任何排水渠及污水管至已鋪設和啟用之「政府」雨水渠及污水管的工程將由「署長」負責執行。「署長」毋須就由此引致的任何損失或損害向「買方」承擔責任，而「買方」接獲「政府」通知時須向「政府」支付此等接駁工程的費用。此外，「買方」亦可自費以「署長」滿意的方式執行上述接駁工程。於該情況下，位於「政府」土地範圍內的上述接駁工程部分將由「買方」自費維修，如「政府」發出通知，「買方」須將此等工程部分移交「政府」，日後由「政府」自費維修，「買方」並須在「政府」通知時向「政府」繳付上述接駁工程的技術審核費用。如「買方」不維修建於「政府」土地上的上述接駁工程任何部分，「署長」可執行其視為必要的維修工程，「買方」須在「政府」通知時支付工程費用。』

31. 「批地文件」特別條款第(44)條訂明：

『該地段不可搭建或建造任何墳墓或骨灰龕，亦不可安葬或放置任何人類或動物遺體，不論屬陶泥金塔或骨灰盅等。』

備註：

- 請參閱批地文件以了解全部詳情。完整的批地文件文本可於售樓處營業時間內作出要求後免費查閱，並可在支付所需影印費後取得批地文件之複印本。
- 除非本售樓書另行說明，否則「批地文件的摘要」中所有加上括號的詞語，一律採用「批地文件」訂明的定義。

17. INFORMATION ON PUBLIC FACILITIES AND PUBLIC OPEN SPACES

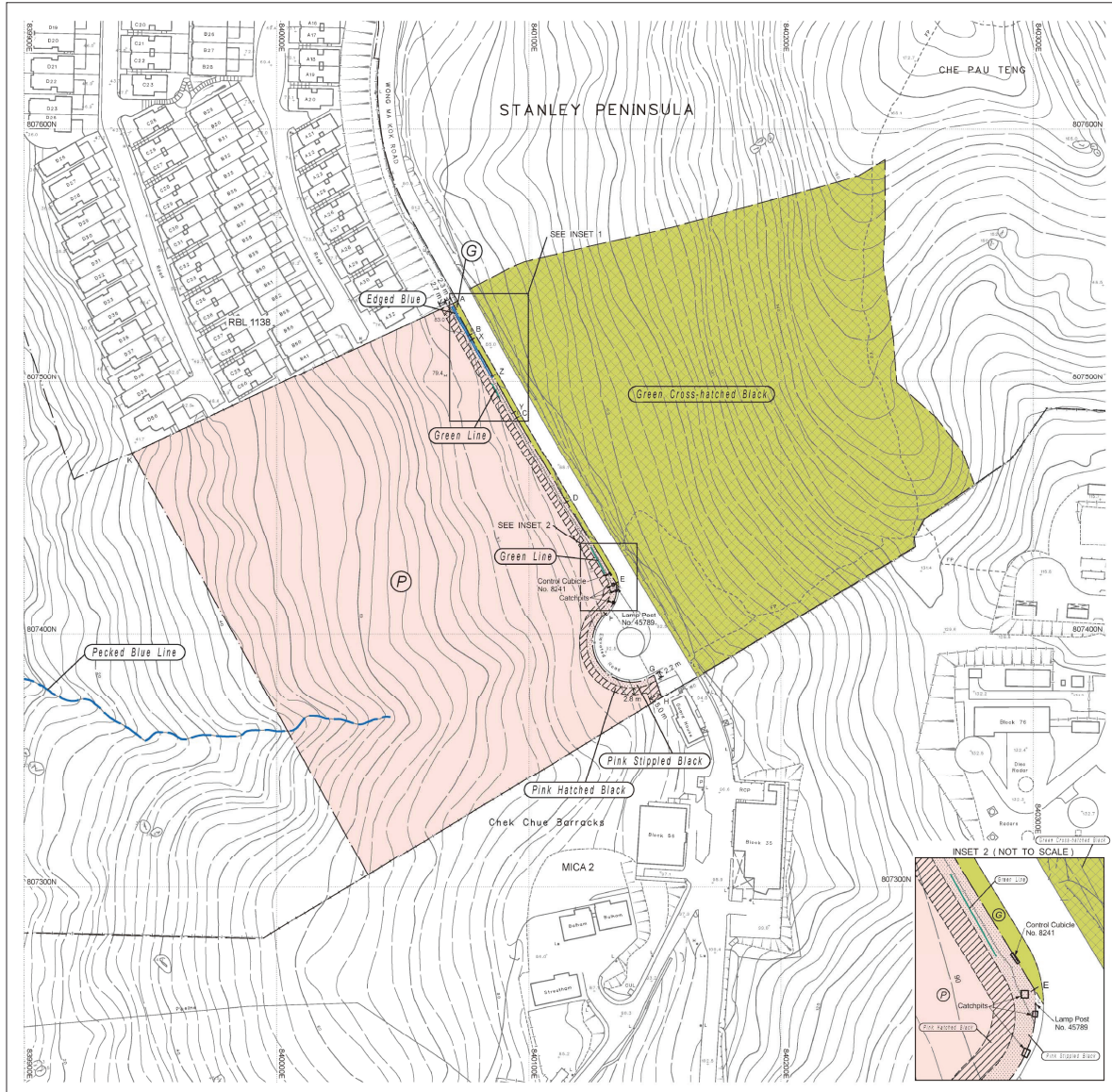
公共設施及公眾休憩用地的資料

- A. Facilities that are required under the Land Grant to be constructed and provided for the Government, or for public use**
1. Description
- (a) The Green Area as referred to in Special Condition No.(3)(a)(i)(I) of the Land Grant; and
- (b) The Structures as referred to in Special Condition No.(3)(a)(i)(II) of the Land Grant.
2. The general public has the right to use the facilities mentioned in paragraphs 1(a) and (b) in accordance with the Land Grant.
- B. Facilities that are required under the Land Grant to be managed, operated or maintained for public use at the expense of the owners of the residential properties in the Development**
- Not applicable.
- C. Size of any open space that is required under the Land Grant to be managed, operated or maintained for public use at the expense of the owners of the residential properties in the Development**
- Not applicable.
- D. Any part of the land (on which the Development is situated) that is dedicated to the public for the purposes of regulation 22(1) of the Building (Planning) Regulations (Cap. 123 sub. Leg. F)**
- Not applicable.
- E. A plan that shows the location of those facilities and open spaces, and those parts of the land**
- Please see the plans appended at the end of this section.
- F. Provisions of the Land Grant that concern those facilities and open spaces, and those parts of the land**
1. Special Condition No.(3) of the Land Grant stipulates that:-
- “ (a) The Purchaser shall:
- (i) on or before the 30th day of June 2022 or such other date as may be approved by the Director, at his own expense, in such manner with such materials and to such standards, levels, alignment and design as the Director shall approve and in all respects to the satisfaction of the Director:
- (I) lay and form those portions of future public roads shown coloured green on the plan annexed hereto (hereinafter referred to as “the Green Area”); and
- (II) provide and construct such bridges, tunnels, over-passes, under-passes, culverts, viaducts, flyovers, pavements, roads or such other structures as the Director in his sole discretion may require (hereinafter collectively referred to as “the Structures”) so that building, vehicular and pedestrian traffic may be carried on the Green Area;
- (ii) on or before the 30th day of June 2022 or such other date as may be approved by the Director, at his own expense and to the satisfaction of the Director, surface, kerb and channel the Green Area and provide the same with such gullies, sewers, drains, fire hydrants with pipes connected to water mains, street lights, traffic signs, street furniture and road markings as the Director may require; and
- (iii) maintain at his own expense the Green Area together with the Structures and all structures, surfaces, gullies, sewers, drains, fire hydrants, services, street lights, traffic signs, street furniture, road markings and plant constructed, installed and provided thereon or therein to the satisfaction of the Director until such time as possession of the Green Area has been delivered in accordance with Special Condition No. (4) hereof.
- (b) In the event of the non-fulfilment of the Purchaser's obligations under sub-clause (a) of this Special Condition by the date specified therein, the Government may carry out the necessary works at the cost of the Purchaser who shall pay to the Government on demand
- a sum equal to the cost thereof, such sum to be determined by the Director whose determination shall be final and shall be binding upon the Purchaser.
- (c) The Government shall have no liability in respect of any loss, damage, nuisance or disturbance whatsoever caused to or suffered by the Purchaser or any other person whether arising out of or incidental to the fulfilment of the Purchaser's obligations under sub-clause (a) of this Special Condition or the exercise of the rights by the Government under sub-clause (b) of this Special Condition or otherwise, and no claim whatsoever shall be made against the Government by the Purchaser in respect of any such loss, damage, nuisance or disturbance.”
2. Special Condition No.(4) of the Land Grant stipulates that:-
- “ For the purpose only of carrying out the necessary works specified in Special Condition No. (3) hereof, the Purchaser shall on the date of this Agreement be granted possession of the Green Area. The Green Area shall be re-delivered to the Government on demand and in any event shall be deemed to have been re-delivered to the Government by the Purchaser on the date of a letter from the Director indicating that these Conditions have been complied with to his satisfaction. The Purchaser shall at all reasonable times while he is in possession of the Green Area allow free access over and along the Green Area for all Government and public vehicular and pedestrian traffic and shall ensure that such access shall not be interfered with or obstructed by the carrying out of the works whether under Special Condition No. (3) hereof or otherwise.”
3. Special Condition No.(5) of the Land Grant stipulates that:-
- “ The Purchaser shall not without the prior written consent of the Director use the Green Area for the purpose of storage or for the erection of any temporary structure or for any purposes other than the carrying out of the works specified in Special Condition No. (3) hereof.”
4. Special Condition No.(6) of the Land Grant stipulates that:-
- “ (a) The Purchaser shall at all reasonable times while he is in the possession of the Green Area:
- (i) permit the Government, the Director and his officers, contractors and agents and any persons authorized by the Director, the right of ingress, egress and regress to, from and through the lot and the Green Area for the purpose of inspecting, checking and supervising any works to be carried out in compliance with Special Condition No. (3) (a) hereof and the carrying out, inspecting, checking and supervising of the works under Special Condition No. (3) (b) hereof and any other works which the Director may consider necessary in the Green Area;
- (ii) permit the Government and the relevant public utility companies authorized by the Government the right of ingress, egress and regress to, from and through the lot and the Green Area as the Government or the relevant public utility companies may require for the purpose of any works to be carried out in, upon or under the Green Area or any adjoining land including but not limited to the laying and subsequent maintenance of all pipes, wire, conduits, cableducts and other conducting media and ancillary equipment necessary for the provision of telephone, electricity, gas (if any) and other services intended to serve the lot or any adjoining or neighbouring land or premises, and the Purchaser shall co-operate fully with the Government and also with the relevant public utility companies duly authorized by the Government on all matters relating to any of the aforesaid works to be carried out within the Green Area; and
- (iii) permit the officers of the Water Authority and such other persons as may be authorized by them the right of ingress, egress and regress to, from and through the lot and the Green Area as the officers of the Water Authority or such authorized persons may require for the purpose of carrying out any works in relation to the operation, maintenance, repairing, replacement and alteration of any other waterworks installations within the Green Area.
- (b) The Government, the Director and his officers, contractors and agents and any persons or public utility companies duly authorized under sub-clause (a) of this Special Condition shall have no liability in respect of any loss, damage, nuisance or disturbance whatsoever caused to or suffered by the Purchaser or any person arising out of or incidental to the exercise of the rights by the Government, the Director and his officers, contractors and agents and any persons or public utility companies duly authorized under sub-clause (a) of this Special Condition.”

17. INFORMATION ON PUBLIC FACILITIES AND PUBLIC OPEN SPACES
 公共設施及公眾休憩用地的資料








G. Provisions of the deed of mutual covenant that concern those facilities and open spaces, and those parts of the land

Not applicable.



Legend:

SPECIAL CONDITIONS REFER

-  Pink Hatched Black
-  Pink Stippled Black
-  Green
-  Green Cross-hatched Black
-  Edged Blue
-  Green Line
-  Pecked Blue Line

POINTS X Y Z

Scale: 0 10 20 40 60 (M)

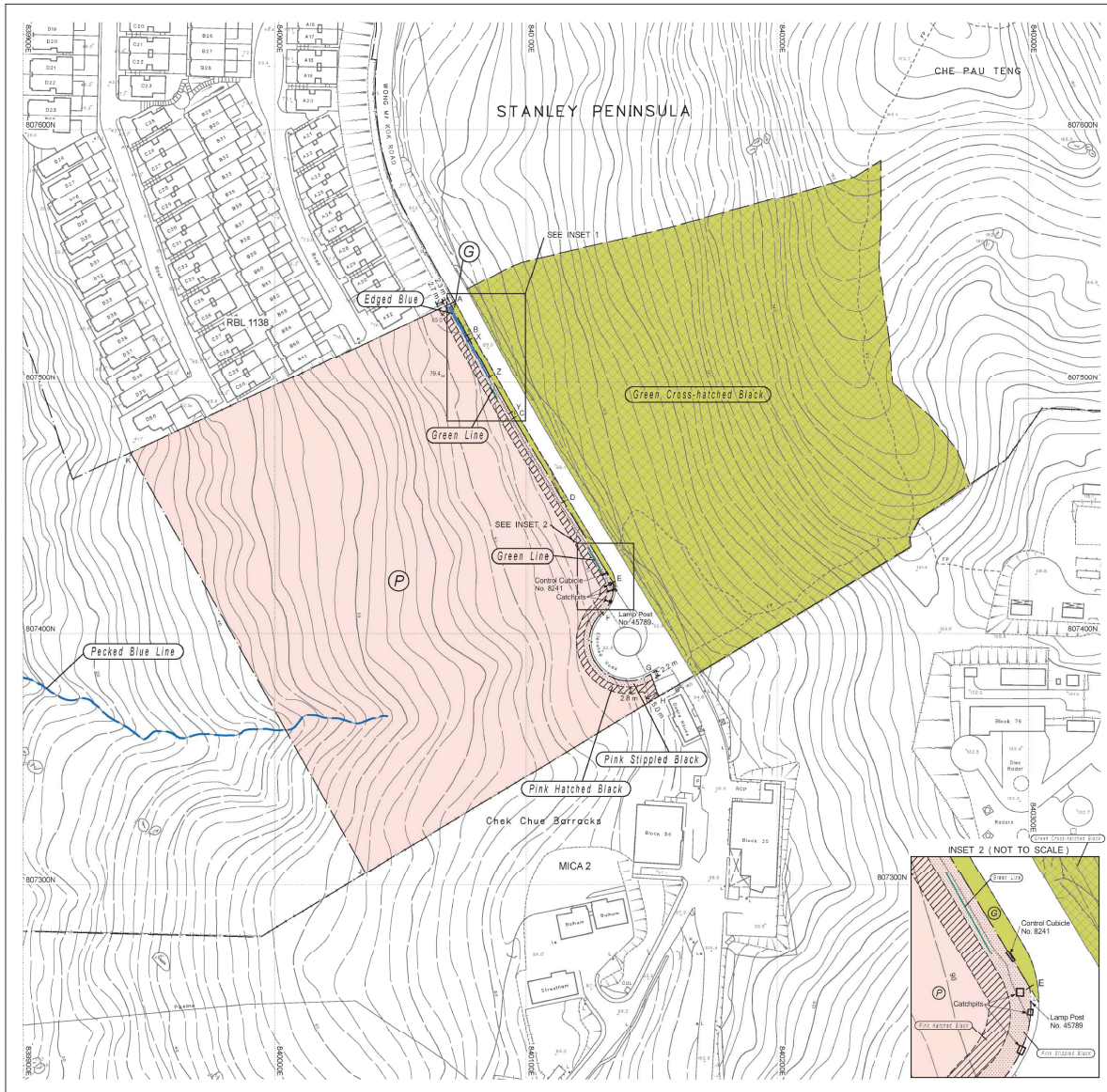


17. INFORMATION ON PUBLIC FACILITIES AND PUBLIC OPEN SPACES 公共設施及公眾休憩用地的資料

- A. 根據「批地文件」規定須興建並提供予「政府」或供公眾使用的設施**
1. 說明
- (a) 「批地文件」特別條款第(3)(a)(i)(I)條所載的「綠色範圍」及
- (b) 「批地文件」特別條款第(3)(a)(i)(II)條所載的「構築物」。
2. 公眾有權依照「批地文件」規定使用第1(a)及(b)段所載的設施。
- B. 根據「批地文件」規定須由「發展項目」中的住宅物業的擁有人出資管理、營運或維持以供公眾使用的設施**
不適用。
- C. 根據「批地文件」規定須由「發展項目」中的住宅物業的擁有人出資管理、營運或維持以供公眾使用的任何休憩用地的尺寸**
不適用。
- D. 「發展項目」所位於的土地中為施行《建築物(規劃)規例》(第123章, 附屬法例F)第22(1)條而撥供公眾用途的任何部分**
不適用。
- E. 顯示以上所述的設施、休憩用地及土地中的該等部分的位置的圖則**
請參閱本節最後的附表圖則。
- F. 「批地文件」中關於該等設施、休憩用地及土地中的該等部分的條文**
1. 「批地文件」特別條款第(3)條訂明：
- 『(a)「買方」應：
- (i) 在2022年6月30日或之前(或「署長」批准的其他日期)自費以「署長」批准的方式、物料、標準、樓層、定線和設計進行下列工程，全面令「署長」滿意：
- (I) 鋪設及平整現於本文夾附圖則以綠色顯示的日後擬建公共道路部分(下稱「綠色範圍」)；及
- (II) 提供及建造「署長」全權酌情規定的橋、隧道、上跨路、下通道、下水道、高架道路、天橋、行人路、道路或其他構築物(下稱「構築物」)以便於「綠色範圍」建造建築物和供車輛及行人往來；
- (ii) 在2022年6月30日或之前(或「署長」批准的其他日期)自費以「署長」滿意的方式在「綠色範圍」鋪設路面、建造路緣及渠道，並且為此等設施提供「署長」指定的溝渠、污水管、排水渠、消防栓連接駁總喉的水管、街燈、交通標誌、街道傢俬及道路標記；及
- (iii) 自費維修「綠色範圍」連同「構築物」以及在該處建造、安裝和提供之所有構築物、路面、溝渠、污水管、排水渠、消防栓、服務設施、街燈、交通標誌、街道傢俬、道路標記及植物，以令「署長」滿意，直至「綠色範圍」佔管權依照本文特別條款第(4)條交還「政府」為止。
- (b) 如「買方」不在指定日期內履行本特別條款(a)款所訂的「買方」責任，「政府」可執行必要的工程，費用由「買方」承擔。「買方」須在「政府」通知時向「政府」支付相等於工程費用的款項，金額由「署長」釐定，其決定將作終論並對「買方」約束。
- (c) 倘因為或鑒於「買方」履行本特別條款(a)款訂明的責任或因「政府」行使本特別條款(b)款訂明的責任等而令「買方」或任何其他人士招致或連帶蒙受任何損失、損害、滋擾或侵擾，「政府」概不承擔任何責任。「買方」不得就任何此等損失、損害、滋擾或侵擾向「政府」索償。』
2. 「批地文件」特別條款第(4)條訂明：
- 『僅為執行本文特別條款第(3)條所述的必要工程，「買方」將在「本協議」訂立日被視為已獲授予「綠色範圍」的管有權。「綠色範圍」的管有權將於「政府」通知時交還「政府」，並在任何情況下最遲於「署長」向「買方」發出函件說明所有此等「批地條件」已妥善履行令其滿意當日被視為已交還「政府」。「買方」須在佔管「綠色範圍」期間允許所有「政府」及公共車輛和行人於所有合理時間自由通行進入「綠色範圍」，此外並要確保執行本文特別條款第(3)條等指定的工程時不會干預或阻礙該處的出入通行權。』
3. 「批地文件」特別條款第(5)條訂明：
- 『如「買方」事前未經「署長」書面同意，不可使用「綠色範圍」儲物或在該處搭建任何臨時構築物或作本文特別條款第(3)條指定工程以外的其他用途。』
4. 「批地文件」特別條款第(6)條訂明：
- 『(a)「買方」佔管「綠色範圍」期間，必須在所有合理時間：
- (i) 允許「政府」、「署長」及其人員、承辦商、代理及「署長」授權的任何人等行使權利進出通行、往返和行經該地段及「綠色範圍」，以便檢查、檢驗和監督任何遵照本文特別條款第(3)(a)條執行的任何工程，以及執行、檢查、檢驗和監督任何遵照本文特別條款第(3)(b)條執行的工程及「署長」認為有必要在「綠色範圍」實施的任何其他工程；
- (ii) 允許「政府」及「政府」授權的相關公用事業公司行使權利按彼等需要進出通行、往返和行經該地段及「綠色範圍」，以在「綠色範圍」或任何毗連土地之內、其上或其下執行任何工程，包括但不限於鋪設及其後維修所有水管、電線、管線、電纜管道和其他導體及附屬設備，以便提供擬供該地段或任何毗連或毗鄰土地或處所使用的電話、電力、氣體(如有)及其他服務。「買方」應與「政府」和「政府」妥為授權的相關公用事業公司充分合作，以處理所有關乎在「綠色範圍」執行任何上述工程的事項；及
- (iii) 允許水務監督人員及彼等授權的其他人等有關需要進出通行、往返和行經該地段及「綠色範圍」，以執行任何關於運作、維修、修理、更換及更改「綠色範圍」內任何其他水務裝置的工程。
- (b) 倘因「政府」、「署長」及其人員、承辦商及代理和任何人等或根據本特別條款(a)款妥獲授權的公用事業公司行使權利導致或連帶「買方」或其他人士招致或蒙受任何損失、損害、滋擾或侵擾，「政府」、「署長」及其人員、承辦商及代理和任何人等或根據本特別條款(a)款妥獲授權的公用事業公司概須就此承擔責任。』








17. INFORMATION ON PUBLIC FACILITIES AND PUBLIC OPEN SPACES
 公共設施及公眾休憩用地的資料

G. 公契中關於該等設施、休憩用地及土地中的該等部分的
 條文
 不適用。



圖例：

特別批地條款參註

-  粉紅色間黑斜線
-  粉紅色加黑點
-  綠色
-  綠色間黑交叉線
-  藍邊
-  綠線
-  藍色虛線

POINTS X Y Z

比例：0 10 20 40 60 (米)

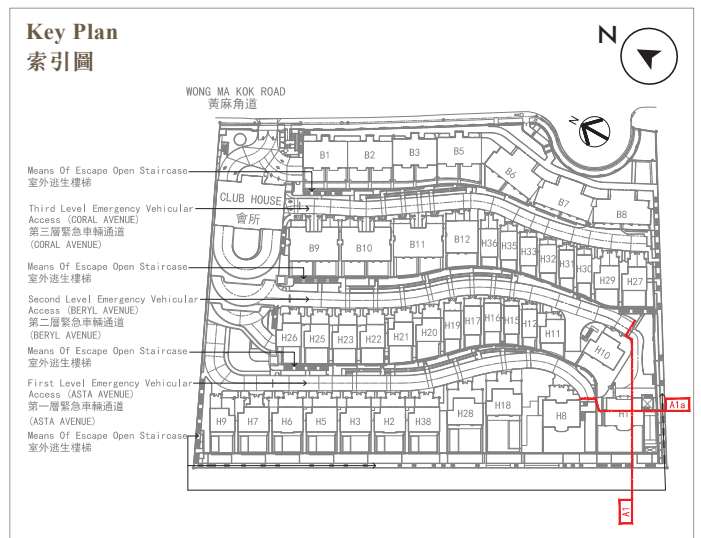


18. WARNING TO PURCHASERS 對買方的警告

- (a) The purchaser is recommended to instruct a separate firm of solicitors (other than that acting for the owner) to act for the purchaser in relation to the transaction.
 - (b) If the purchaser instructs such separate firm of solicitors to act for the purchaser in relation to the transaction, that firm will be able to give independent advice to the purchaser.
 - (c) If the purchaser instructs the firm of solicitors acting for the owner to act for the purchaser as well, and a conflict of interest arises between the owner and the purchaser,
 - (i) that firm may not be able to protect the purchaser's interests; and
 - (ii) the purchaser may have to instruct a separate firm of solicitors; and
 - (d) In the case of paragraph (c)(ii) above, the total solicitors' fees payable by the purchaser may be higher than the fees that would have been payable if the purchaser had instructed a separate firm of solicitors in the first place.
- (a) 現建議買方聘用一間獨立的律師事務所(代表擁有人行事者除外)，以在交易中代表買方行事。
 - (b) 如買方聘用上述的獨立的律師事務所，以在交易中代表買方行事，該律師事務所將會能夠向買方提供獨立意見。
 - (c) 如買方聘用代表擁有人行事的律師事務所同時代表買方行事，而擁有人與買方之間出現利益衝突 –
 - (i) 該律師事務所可能不能夠保障買方的利益；及
 - (ii) 買方可能要聘用一間獨立的律師事務所；及
 - (d) 如屬上述(c)(ii)段的情況，買方須支付的律師費用總數，可能高於如買方自一開始即聘用一間獨立的律師事務所便須支付的費用。

This page left blank intentionally
本頁故意留白

19. CROSS-SECTION PLAN OF BUILDING IN THE DEVELOPMENT 發展項目中的建築物的橫截面圖



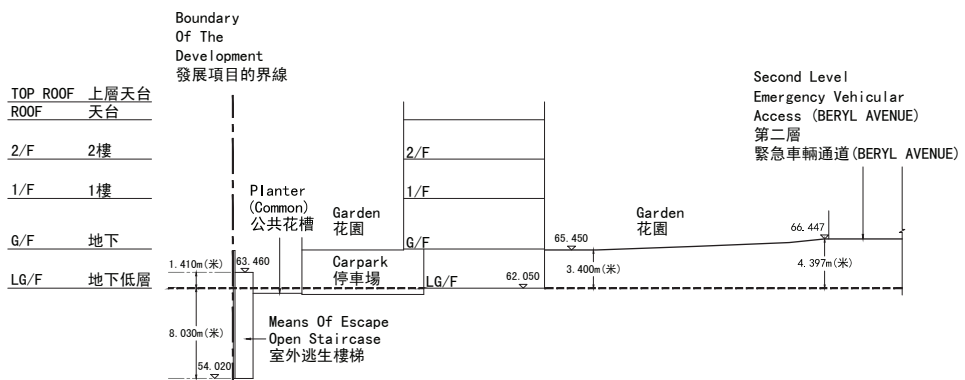
--- Dotted line denotes the level of the lowest residential floor
虛線為最低住宅樓層水平

▽ Denotes height (in metres) above the Hong Kong Principal Datum
代表香港主水平基準以上的高度(米)

B = Block = 座 H = House = 洋房

Cross-Section Plan A1 橫截面圖 A1

House 1 1號洋房

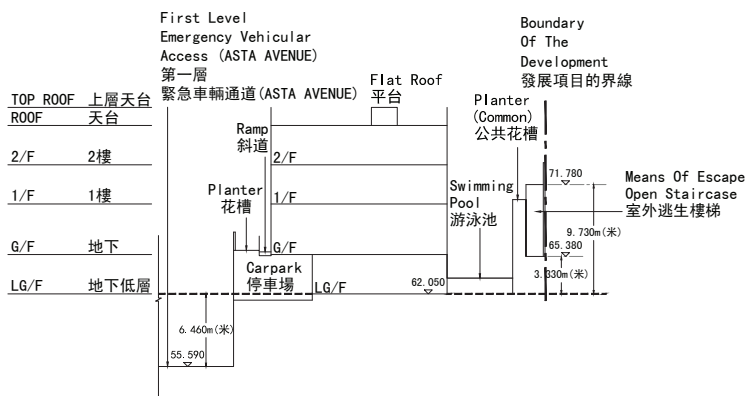


1. The part of Second Level Emergency Vehicular Access (BERYL AVENUE) adjacent to the building is 66.447 metres above the Hong Kong Principal Datum.
2. The part of Means Of Escape Open Staircase adjacent to the building is 54.020 metres to 63.460 metres above the Hong Kong Principal Datum.

1. 毗連建築物的一段第二層緊急車輛通道(BERYL AVENUE)為香港主水平基準以上66.447米。
2. 毗連建築物的一段室外逃生樓梯為香港主水平基準以上54.020米至63.460米。

Cross-Section Plan A1a 橫截面圖 A1a

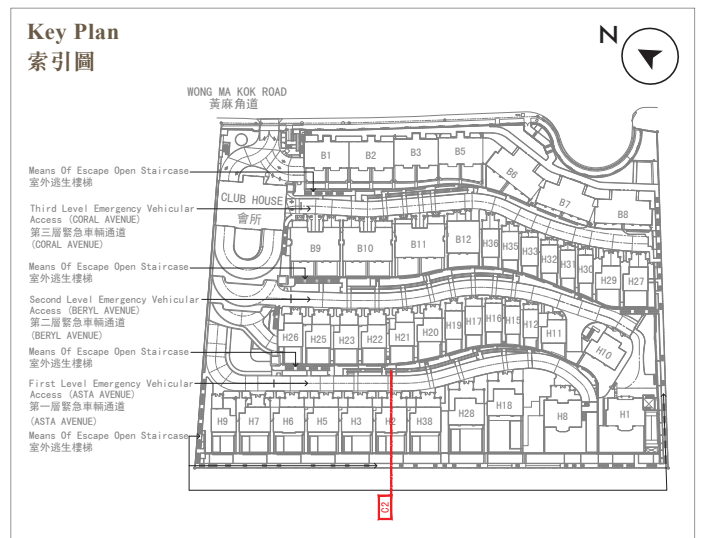
House 1 1號洋房



1. The part of Means Of Escape Open Staircase adjacent to the building is 65.380 metres to 71.780 metres above the Hong Kong Principal Datum.
2. The part of First Level Emergency Vehicular Access (ASTA AVENUE) adjacent to the building is 55.590 metres above the Hong Kong Principal Datum.

1. 毗連建築物的一段室外逃生樓梯為香港主水平基準以上65.380米至71.780米。
2. 毗連建築物的一段第一層緊急車輛通道(ASTA AVENUE)為香港主水平基準以上55.590米。

19. CROSS-SECTION PLAN OF BUILDING IN THE DEVELOPMENT 發展項目中的建築物的橫截面圖

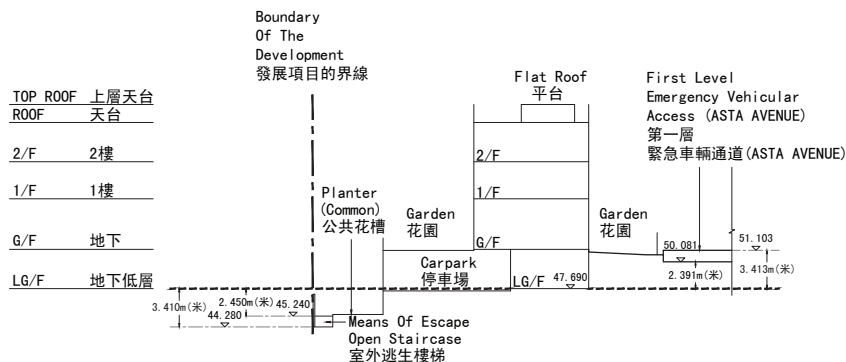


- Dotted line denotes the level of the lowest residential floor
虛線為最低住宅樓層水平
- ▽ Denotes height (in metres) above the Hong Kong Principal Datum
代表香港主水平基準以上的高度(米)

B = Block = 座 H = House = 洋房

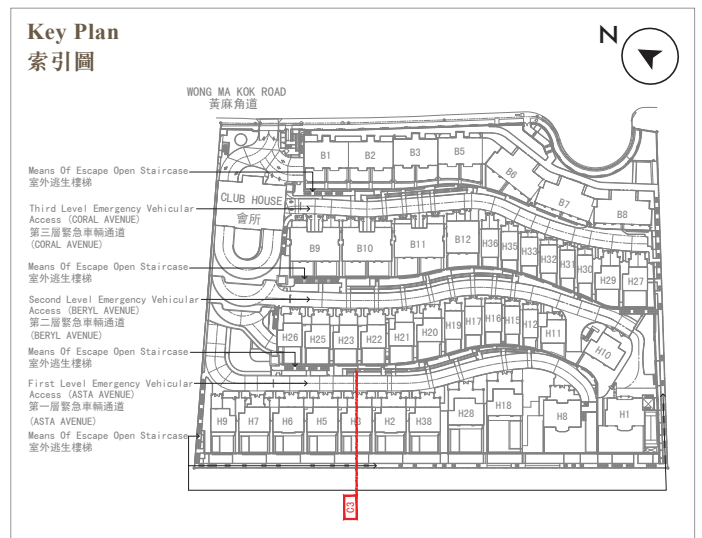
Cross-Section Plan C2 橫截面圖 C2

House 2 2號洋房



1. The part of First Level Emergency Vehicular Access (ASTA AVENUE) adjacent to the building is 50.081 metres to 51.103 metres above the Hong Kong Principal Datum.
2. The part of Means Of Escape Open Staircase adjacent to the building is 44.280 metres to 45.240 metres above the Hong Kong Principal Datum.
1. 毗連建築物的一段第一層緊急車輛通道(ASTA AVENUE)為香港主水平基準以上50.081米至51.103米。
2. 毗連建築物的一段室外逃生樓梯為香港主水平基準以上44.280米至45.240米。

19. CROSS-SECTION PLAN OF BUILDING IN THE DEVELOPMENT
發展項目中的建築物的橫截面圖

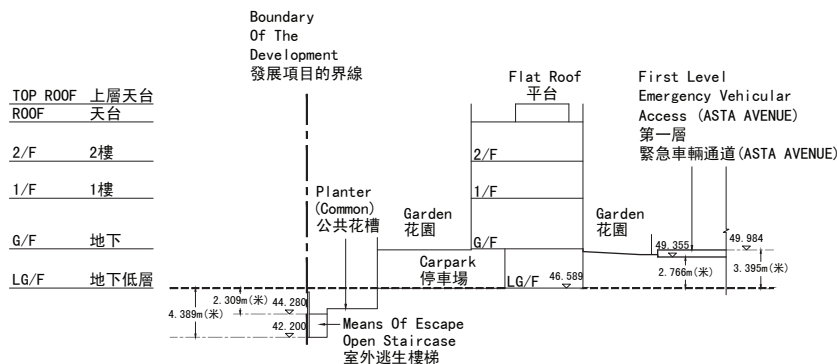


- Dotted line denotes the level of the lowest residential floor
虛線為最低住宅樓層水平
- ▽ Denotes height (in metres) above the Hong Kong Principal Datum
代表香港主水平基準以上的高度(米)

B = Block = 座 H = House = 洋房

Cross-Section Plan C3
橫截面圖 C3

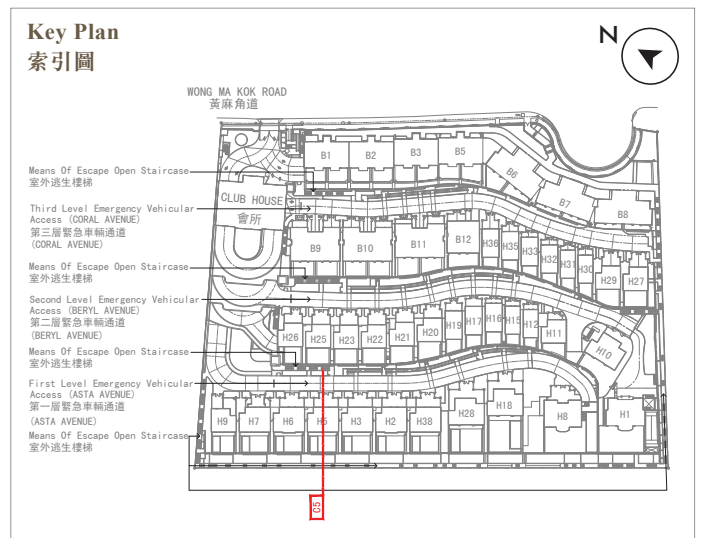
House 3
3號洋房



1. The part of First Level Emergency Vehicular Access (ASTA AVENUE) adjacent to the building is 49.355 metres to 49.984 metres above the Hong Kong Principal Datum.
2. The part of Means Of Escape Open Staircase adjacent to the building is 42.200 metres to 44.280 metres above the Hong Kong Principal Datum.

1. 毗連建築物的一段第一層緊急車輛通道(ASTA AVENUE)為香港主水平基準以上49.355米至49.984米。
2. 毗連建築物的一段室外逃生樓梯為香港主水平基準以上42.200米至44.280米。

19. CROSS-SECTION PLAN OF BUILDING IN THE DEVELOPMENT
發展項目中的建築物的橫截面圖

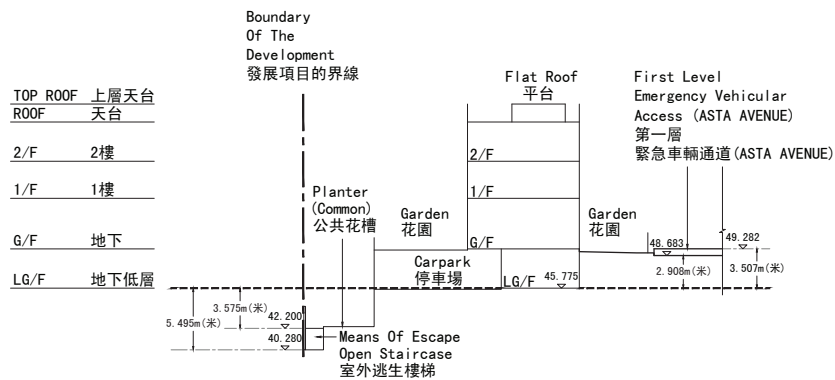


- Dotted line denotes the level of the lowest residential floor
虛線為最低住宅樓層水平
- ▽ Denotes height (in metres) above the Hong Kong Principal Datum
代表香港主水平基準以上的高度(米)

B = Block = 座 H = House = 洋房

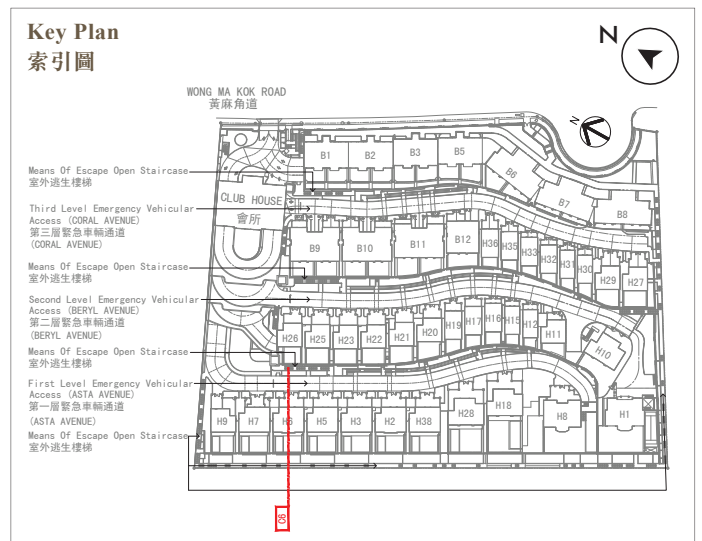
Cross-Section Plan C5
橫截面圖 C5

House 5
5號洋房



1. The part of First Level Emergency Vehicular Access (ASTA AVENUE) adjacent to the building is 48.683 metres to 49.282 metres above the Hong Kong Principal Datum.
2. The part of Means Of Escape Open Staircase adjacent to the building is 40.280 metres to 42.200 metres above the Hong Kong Principal Datum.
1. 毗連建築物的一段第一層緊急車輛通道(ASTA AVENUE)為香港主水平基準以上48.683米至49.282米。
2. 毗連建築物的一段室外逃生樓梯為香港主水平基準以上40.280米至42.200米。

19. CROSS-SECTION PLAN OF BUILDING IN THE DEVELOPMENT 發展項目中的建築物的橫截面圖

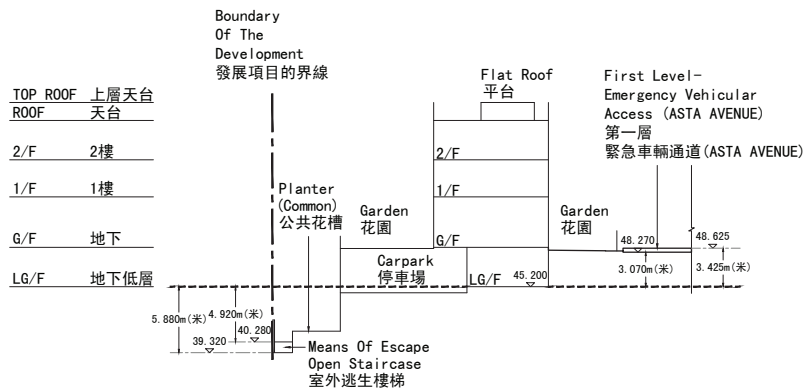


B = Block = 座 H = House = 洋房

- Dotted line denotes the level of the lowest residential floor
虛線為最低住宅樓層水平
- ▽ Denotes height (in metres) above the Hong Kong Principal Datum
代表香港主水平基準以上的高度(米)

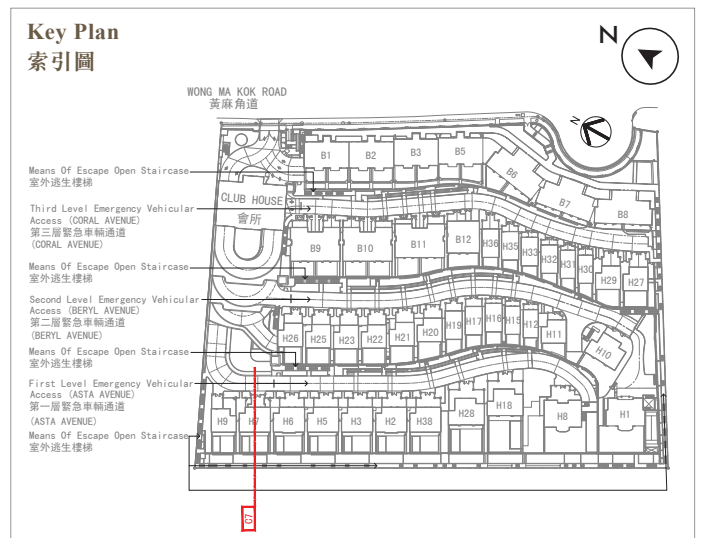
Cross-Section Plan C6 橫截面圖 C6

House 6 6號洋房



1. The part of First Level Emergency Vehicular Access (ASTA AVENUE) adjacent to the building is 48.270 metres to 48.625 metres above the Hong Kong Principal Datum.
2. The part of Means Of Escape Open Staircase adjacent to the building is 39.320 metres to 40.280 metres above the Hong Kong Principal Datum.

19. CROSS-SECTION PLAN OF BUILDING IN THE DEVELOPMENT 發展項目中的建築物的橫截面圖



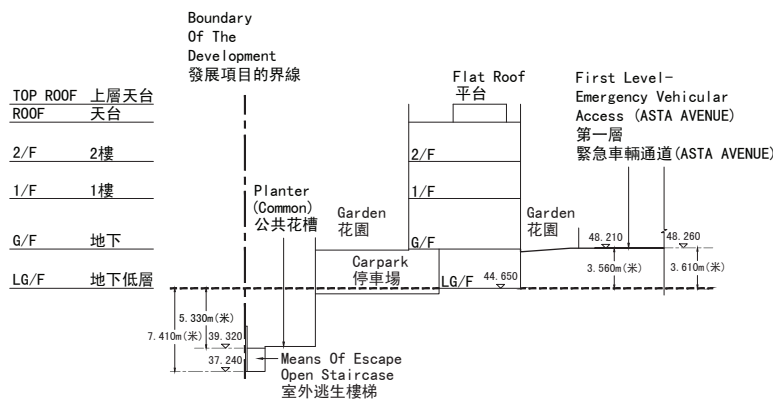
B = Block = 座 H = House = 洋房

--- Dotted line denotes the level of the lowest residential floor
虛線為最低住宅樓層水平

▽ Denotes height (in metres) above the Hong Kong Principal Datum
代表香港主水平基準以上的高度(米)

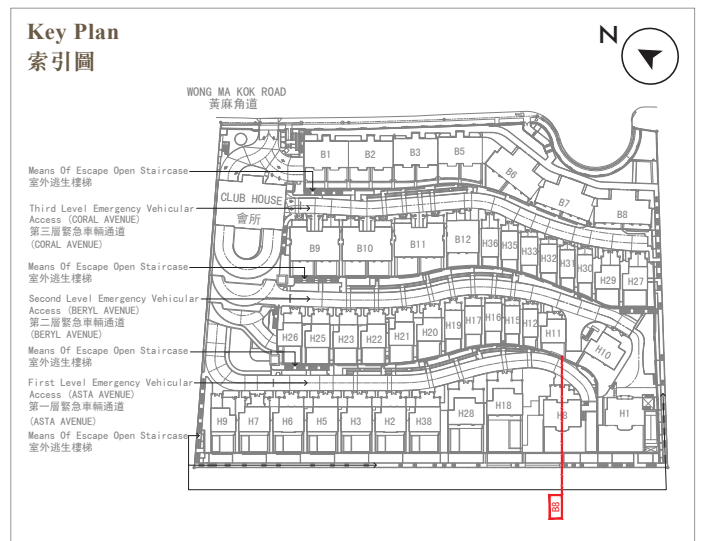
Cross-Section Plan C7 橫截面圖 C7

House 7 7號洋房



1. The part of First Level Emergency Vehicular Access (ASTA AVENUE) adjacent to the building is 48.210 metres to 48.260 metres above the Hong Kong Principal Datum.
2. The part of Means Of Escape Open Staircase adjacent to the building is 37.240 metres to 39.320 metres above the Hong Kong Principal Datum.

19. CROSS-SECTION PLAN OF BUILDING IN THE DEVELOPMENT 發展項目中的建築物的橫截面圖



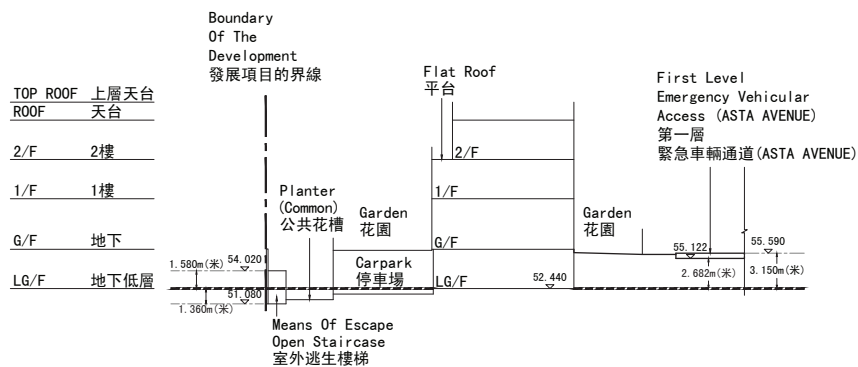
B = Block = 座 H = House = 洋房

--- Dotted line denotes the level of the lowest residential floor
虛線為最低住宅樓層水平

▽ Denotes height (in metres) above the Hong Kong Principal Datum
代表香港主水平基準以上的高度(米)

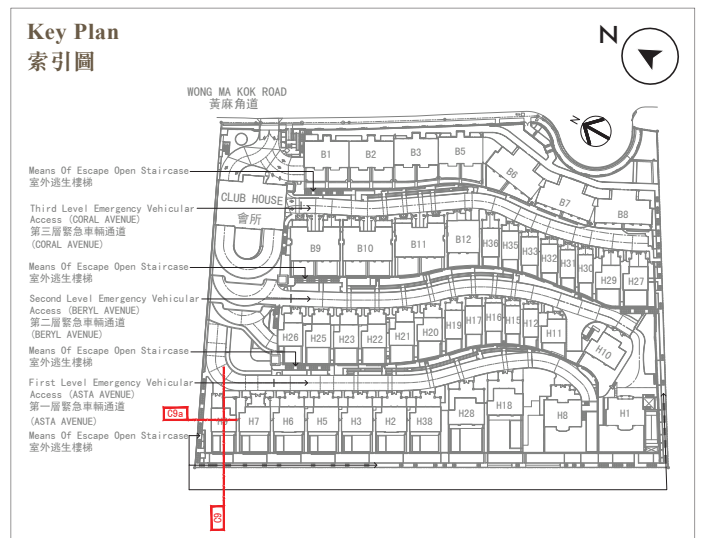
Cross-Section Plan B8 橫截面圖 B8

House 8 8號洋房



1. The part of First Level Emergency Vehicular Access (ASTA AVENUE) adjacent to the building is 55.122 metres to 55.590 metres above the Hong Kong Principal Datum.
2. The part of Means Of Escape Open Staircase adjacent to the building is 51.080 metres to 54.020 metres above the Hong Kong Principal Datum.

19. CROSS-SECTION PLAN OF BUILDING IN THE DEVELOPMENT
發展項目中的建築物的橫截面圖

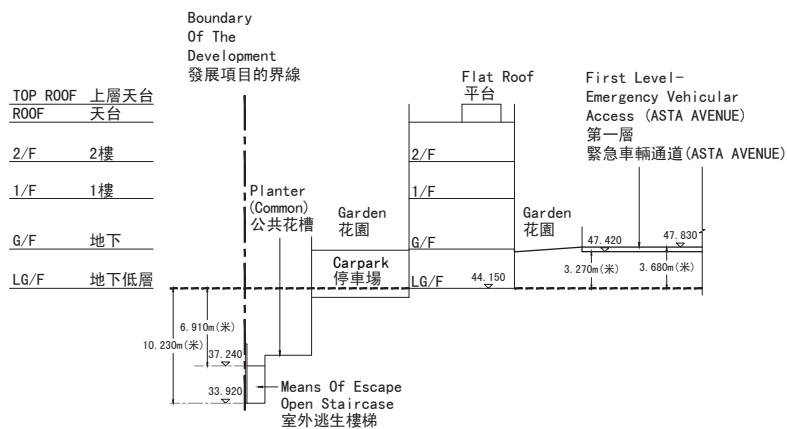


- Dotted line denotes the level of the lowest residential floor
虛線為最低住宅樓層水平
- ▽ Denotes height (in metres) above the Hong Kong Principal Datum
代表香港主水平基準以上的高度(米)

B = Block = 座 H = House = 洋房

Cross-Section Plan C9
橫截面圖 C9

House 9
9號洋房

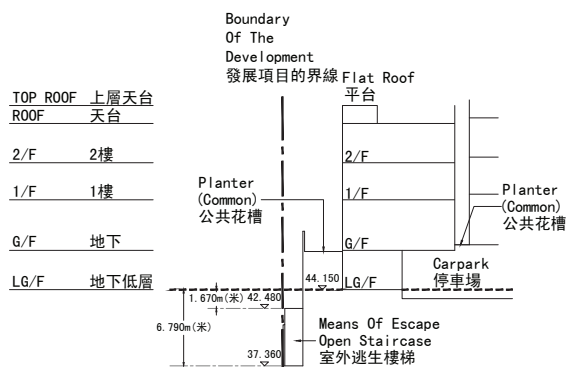


1. The part of First Level Emergency Vehicular Access (ASTA AVENUE) adjacent to the building is 47.420 metres to 47.830 metres above the Hong Kong Principal Datum.
2. The part of Means Of Escape Open Staircase adjacent to the building is 33.920 metres to 37.240 metres above the Hong Kong Principal Datum.

1. 毗連建築物的一段第一層緊急車輛通道(ASTA AVENUE)為香港主水平基準以上47.420米至47.830米。
2. 毗連建築物的一段室外逃生樓梯為香港主水平基準以上33.920米至37.240米。

Cross-Section Plan C9a
橫截面圖 C9a

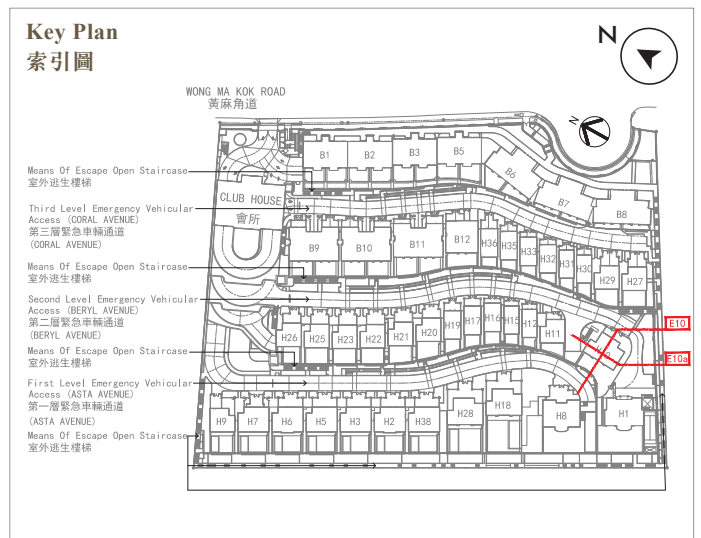
House 9
9號洋房



1. The part of Means Of Escape Open Staircase adjacent to the building is 37.360 metres to 42.480 metres above the Hong Kong Principal Datum.

1. 毗連建築物的一段室外逃生樓梯為香港主水平基準以上37.360米至42.480米。

19. CROSS-SECTION PLAN OF BUILDING IN THE DEVELOPMENT 發展項目中的建築物的橫截面圖

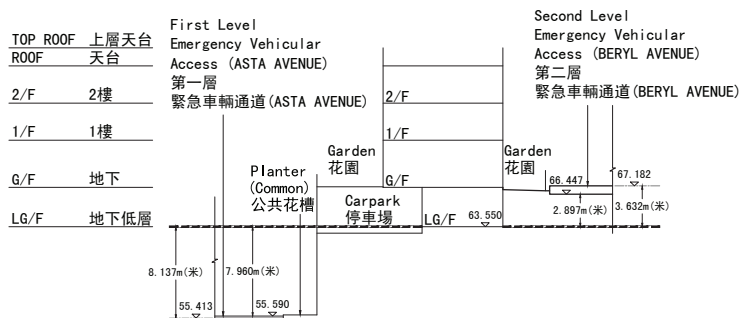


- Dotted line denotes the level of the lowest residential floor
虛線為最低住宅樓層水平
- ▽ Denotes height (in metres) above the Hong Kong Principal Datum
代表香港主水平基準以上的高度(米)

B = Block = 座 H = House = 洋房

Cross-Section Plan E10 橫截面圖 E10

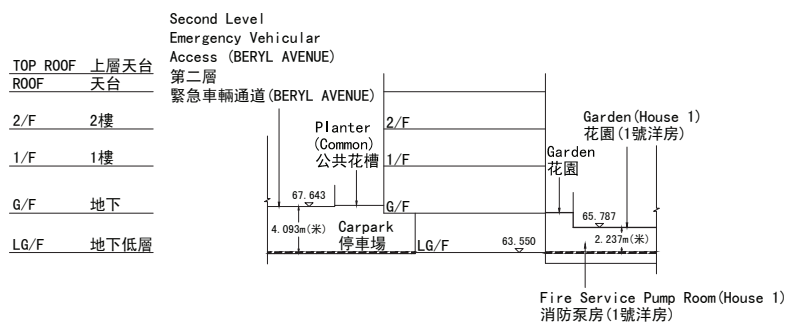
House 10 10號洋房



- The part of Second Level Emergency Vehicular Access (BERYL AVENUE) adjacent to the building is 66.447 metres to 67.182 metres above the Hong Kong Principal Datum.
- The part of First Level Emergency Vehicular Access (ASTA AVENUE) adjacent to the building is 55.413 metres to 55.590 metres above the Hong Kong Principal Datum.

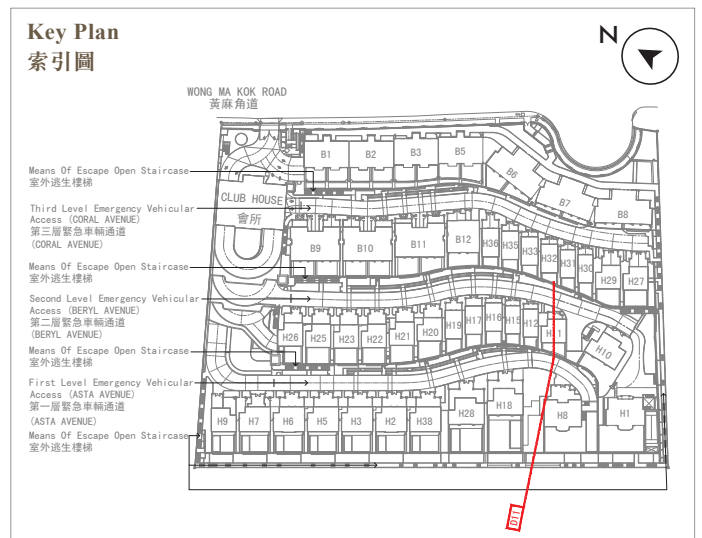
Cross-Section Plan E10a 橫截面圖 E10a

House 10 10號洋房



- The part of Second Level Emergency Vehicular Access (BERYL AVENUE) adjacent to the building is 67.643 metres above the Hong Kong Principal Datum.

19. CROSS-SECTION PLAN OF BUILDING IN THE DEVELOPMENT
發展項目中的建築物的橫截面圖



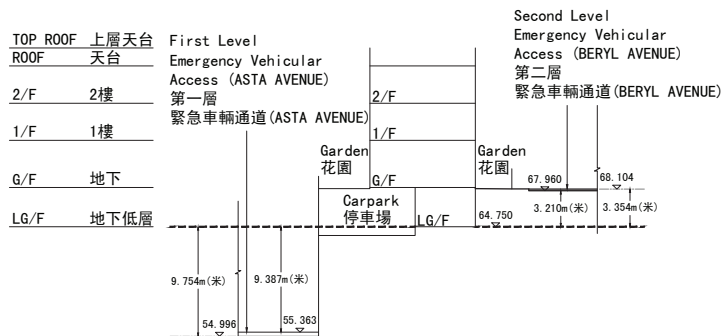
B = Block = 座 H = House = 洋房

--- Dotted line denotes the level of the lowest residential floor
虛線為最低住宅樓層水平

▽ Denotes height (in metres) above the Hong Kong Principal Datum
代表香港主水平基準以上的高度(米)

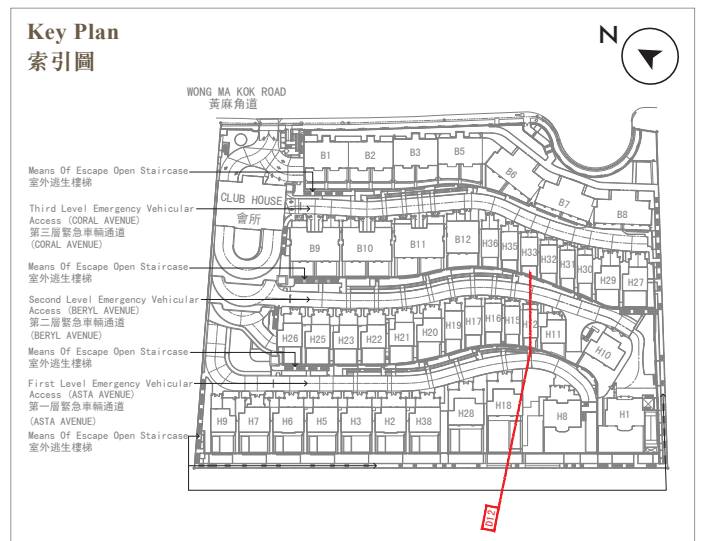
Cross-Section Plan D11
橫截面圖 D11

House 11
11 號洋房



- The part of Second Level Emergency Vehicular Access (BERYL AVENUE) adjacent to the building is 67.960 metres to 68.104 metres above the Hong Kong Principal Datum.
- The part of First Level Emergency Vehicular Access (ASTA AVENUE) adjacent to the building is 54.996 metres to 55.363 metres above the Hong Kong Principal Datum.

19. CROSS-SECTION PLAN OF BUILDING IN THE DEVELOPMENT
發展項目中的建築物的橫截面圖

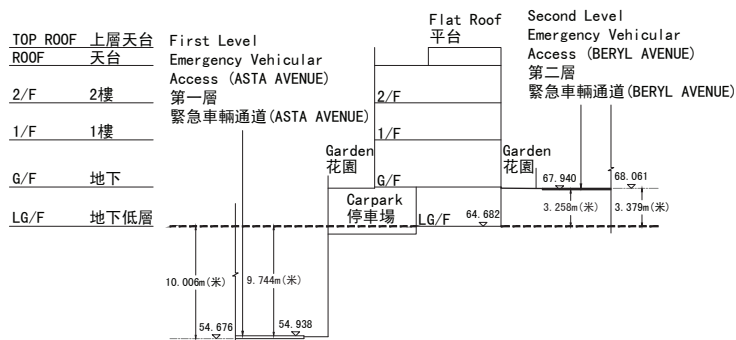


- Dotted line denotes the level of the lowest residential floor
虛線為最低住宅樓層水平
- ▽ Denotes height (in metres) above the Hong Kong Principal Datum
代表香港主水平基準以上的高度(米)

B = Block = 座 H = House = 洋房

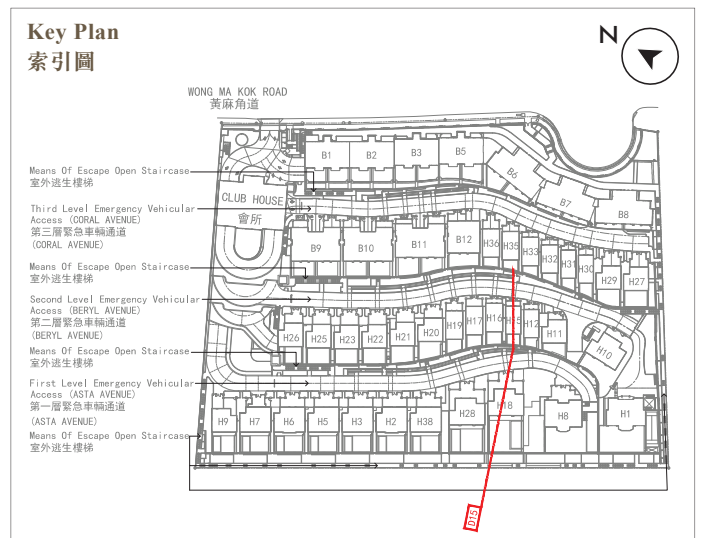
Cross-Section Plan D12
橫截面圖 D12

House 12
12號洋房



1. The part of Second Level Emergency Vehicular Access (BERYL AVENUE) adjacent to the building is 67.940 metres to 68.061 metres above the Hong Kong Principal Datum.
2. The part of First Level Emergency Vehicular Access (ASTA AVENUE) adjacent to the building is 54.676 metres to 54.938 metres above the Hong Kong Principal Datum.
1. 毗連建築物的一段第二層緊急車輛通道(BERYL AVENUE)為香港主水平基準以上67.940米至68.061米。
2. 毗連建築物的一段第一層緊急車輛通道(ASTA AVENUE)為香港主水平基準以上54.676米至54.938米。

19. CROSS-SECTION PLAN OF BUILDING IN THE DEVELOPMENT 發展項目中的建築物的橫截面圖

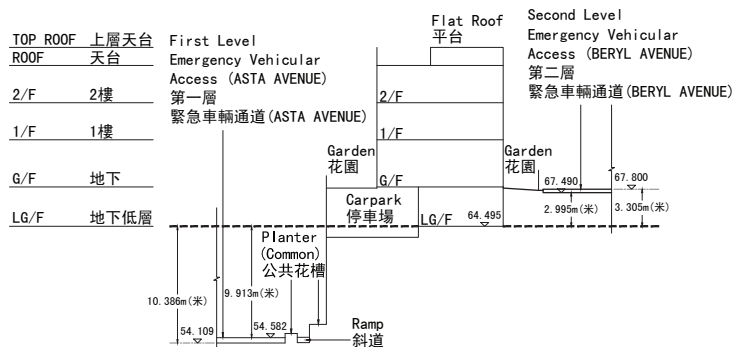


- Dotted line denotes the level of the lowest residential floor
虛線為最低住宅樓層水平
- ▽ Denotes height (in metres) above the Hong Kong Principal Datum
代表香港主水平基準以上的高度(米)

B = Block = 座 H = House = 洋房

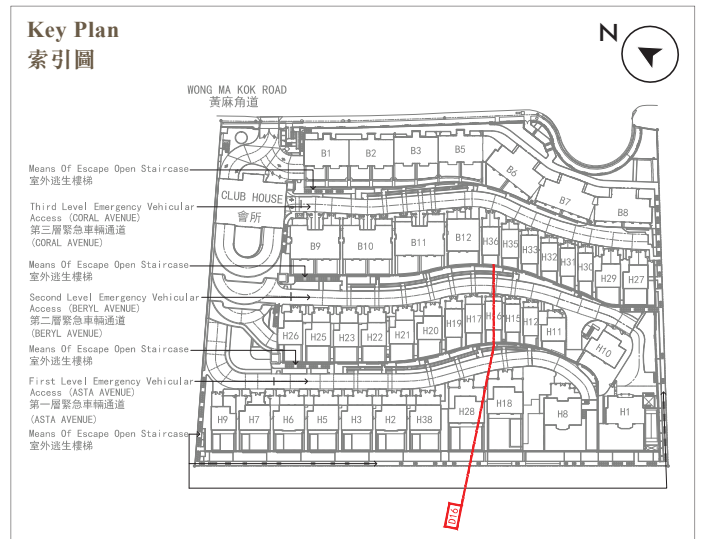
Cross-Section Plan D15 橫截面圖 D15

House 15 15號洋房



1. The part of Second Level Emergency Vehicular Access (BERYL AVENUE) adjacent to the building is 67.490 metres to 67.800 metres above the Hong Kong Principal Datum.
2. The part of First Level Emergency Vehicular Access (ASTA AVENUE) adjacent to the building is 54.109 metres to 54.582 metres above the Hong Kong Principal Datum.

19. CROSS-SECTION PLAN OF BUILDING IN THE DEVELOPMENT
發展項目中的建築物的橫截面圖

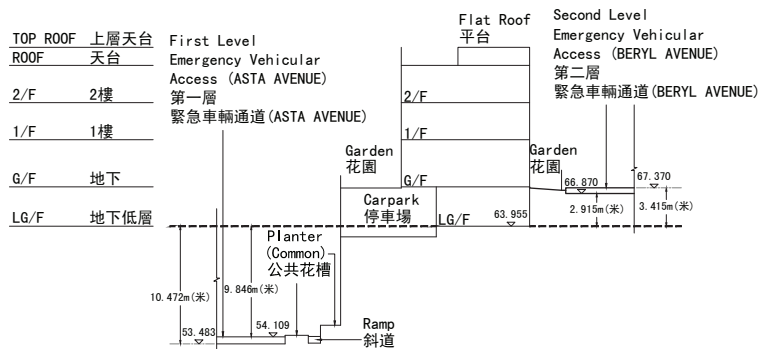


- Dotted line denotes the level of the lowest residential floor
虛線為最低住宅樓層水平
- ▽ Denotes height (in metres) above the Hong Kong Principal Datum
代表香港主水平基準以上的高度(米)

B = Block = 座 H = House = 洋房

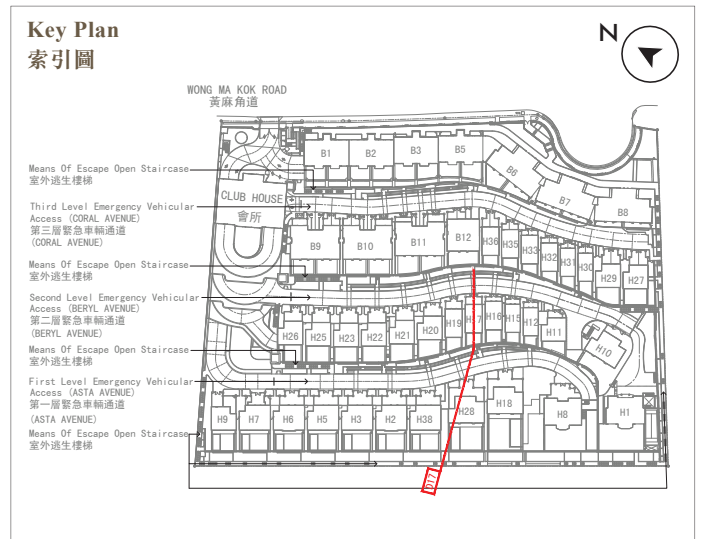
Cross-Section Plan D16
橫截面圖 D16

House 16
16號洋房



1. The part of Second Level Emergency Vehicular Access (BERYL AVENUE) adjacent to the building is 66.870 metres to 67.370 metres above the Hong Kong Principal Datum.
2. The part of First Level Emergency Vehicular Access (ASTA AVENUE) adjacent to the building is 53.483 metres to 54.109 metres above the Hong Kong Principal Datum.
1. 毗連建築物的一段第二層緊急車輛通道(BERYL AVENUE)為香港主水平基準以上66.870米至67.370米。
2. 毗連建築物的一段第一層緊急車輛通道(ASTA AVENUE)為香港主水平基準以上53.483米至54.109米。

19. CROSS-SECTION PLAN OF BUILDING IN THE DEVELOPMENT
發展項目中的建築物的橫截面圖



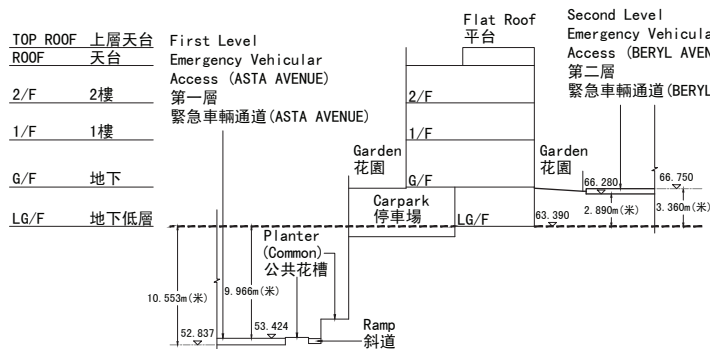
B = Block = 座 H = House = 洋房

--- Dotted line denotes the level of the lowest residential floor
虛線為最低住宅樓層水平

▽ Denotes height (in metres) above the Hong Kong Principal Datum
代表香港主水平基準以上的高度(米)

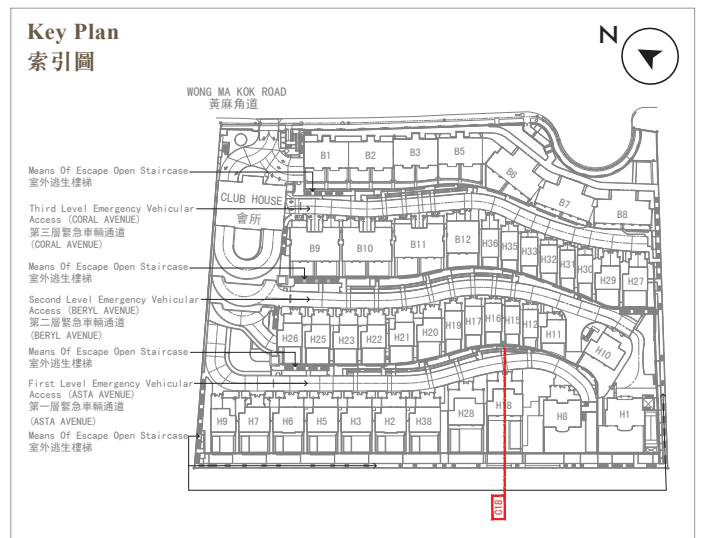
Cross-Section Plan D17
橫截面圖 D17

House 17
17號洋房



1. The part of Second Level Emergency Vehicular Access (BERYL AVENUE) adjacent to the building is 66.280 metres to 66.750 metres above the Hong Kong Principal Datum.
2. The part of First Level Emergency Vehicular Access (ASTA AVENUE) adjacent to the building is 52.837 metres to 53.424 metres above the Hong Kong Principal Datum.

19. CROSS-SECTION PLAN OF BUILDING IN THE DEVELOPMENT
發展項目中的建築物的橫截面圖



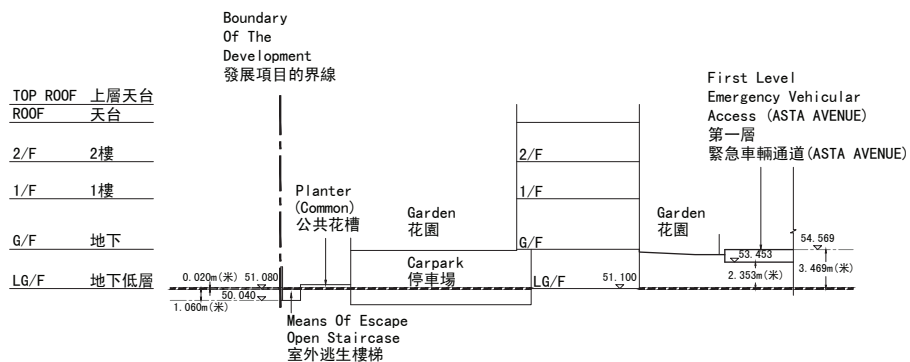
B = Block = 座 H = House = 洋房

--- Dotted line denotes the level of the lowest residential floor
虛線為最低住宅樓層水平

▽ Denotes height (in metres) above the Hong Kong Principal Datum
代表香港主水平基準以上的高度(米)

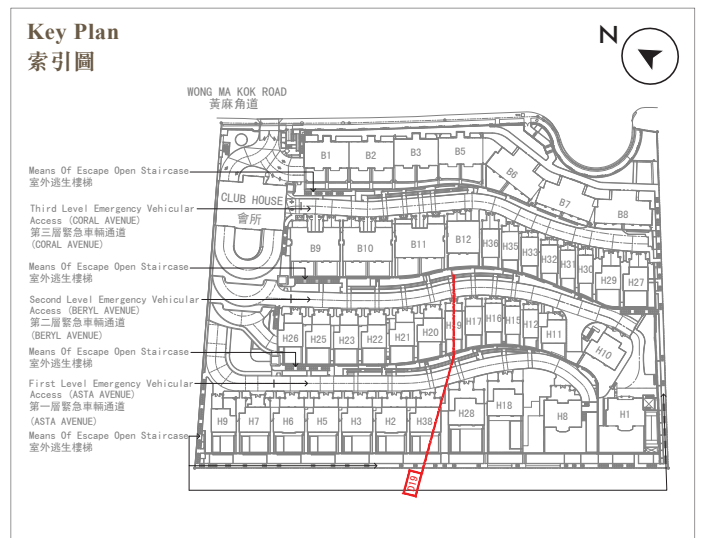
Cross-Section Plan C18
橫截面圖 C18

House 18
18號洋房



1. The part of First Level Emergency Vehicular Access (ASTA AVENUE) adjacent to the building is 53.453 metres to 54.569 metres above the Hong Kong Principal Datum.
 2. The part of Means Of Escape Open Staircase adjacent to the building is 50.040 metres to 51.080 metres above the Hong Kong Principal Datum.
1. 毗連建築物的一段第一層緊急車輛通道(ASTA AVENUE)為香港主水平基準以上53.453米至54.569米。
 2. 毗連建築物的一段室外逃生樓梯為香港主水平基準以上50.040米至51.080米。

19. CROSS-SECTION PLAN OF BUILDING IN THE DEVELOPMENT 發展項目中的建築物的橫截面圖



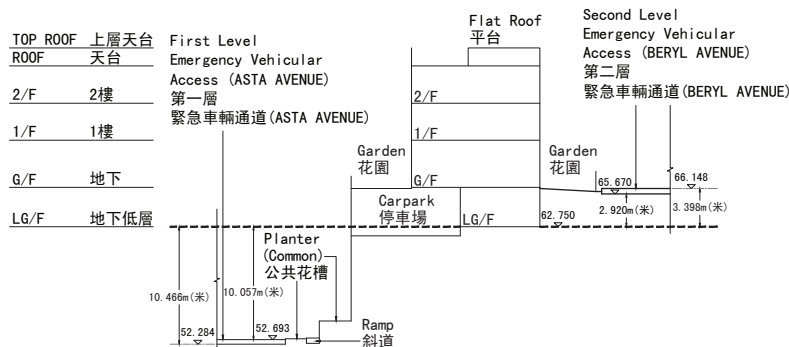
--- Dotted line denotes the level of the lowest residential floor
虛線為最低住宅樓層水平

▽ Denotes height (in metres) above the Hong Kong Principal Datum
代表香港主水平基準以上的高度(米)

B = Block = 座 H = House = 洋房

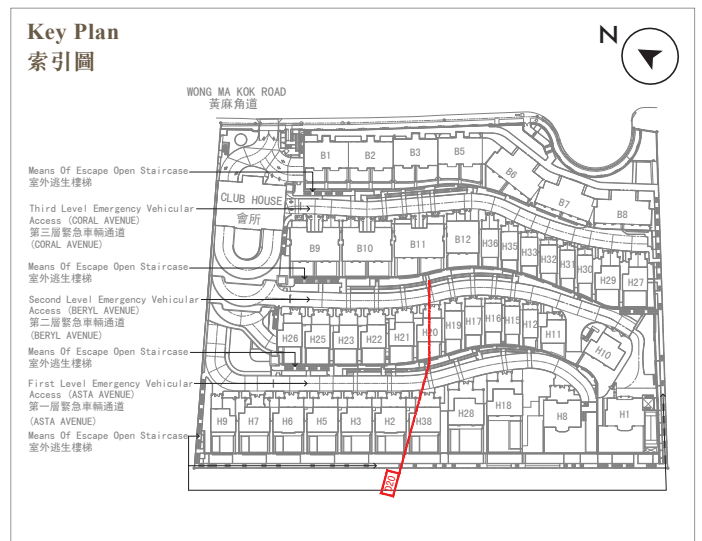
Cross-Section Plan D19 橫截面圖 D19

House 19 19號洋房



1. The part of Second Level Emergency Vehicular Access (BERYL AVENUE) adjacent to the building is 65.670 metres to 66.148 metres above the Hong Kong Principal Datum.
2. The part of First Level Emergency Vehicular Access (ASTA AVENUE) adjacent to the building is 52.284 metres to 52.693 metres above the Hong Kong Principal Datum.
1. 毗連建築物的一段第二層緊急車輛通道(BERYL AVENUE)為香港主水平基準以上65.670米至66.148米。
2. 毗連建築物的一段第一層緊急車輛通道(ASTA AVENUE)為香港主水平基準以上52.284米至52.693米。

19. CROSS-SECTION PLAN OF BUILDING IN THE DEVELOPMENT
發展項目中的建築物的橫截面圖



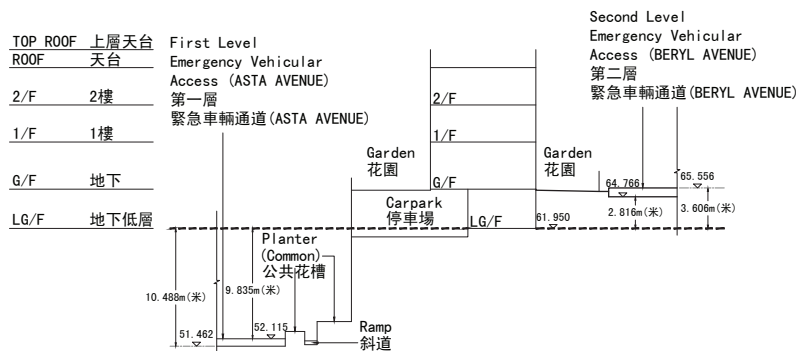
B = Block = 座 H = House = 洋房

--- Dotted line denotes the level of the lowest residential floor
虛線為最低住宅樓層水平

▽ Denotes height (in metres) above the Hong Kong Principal Datum
代表香港主水平基準以上的高度(米)

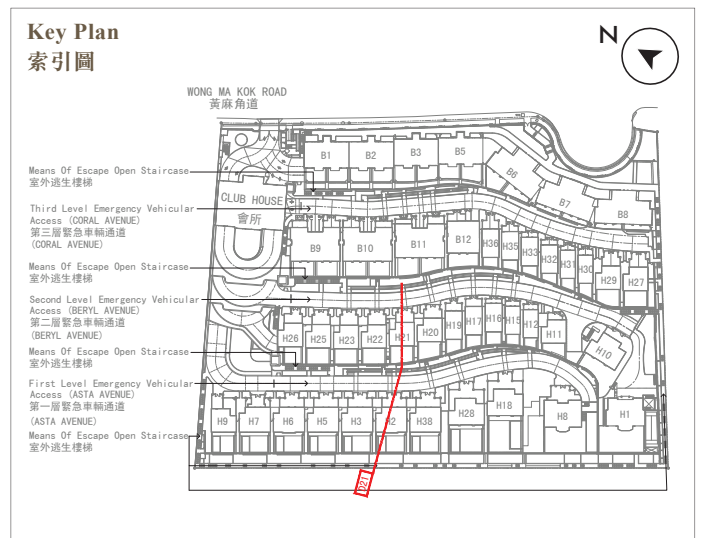
Cross-Section Plan D20
橫截面圖 D20

House 20
20號洋房



1. The part of Second Level Emergency Vehicular Access (BERYL AVENUE) adjacent to the building is 64.766 metres to 65.556 metres above the Hong Kong Principal Datum.
2. The part of First Level Emergency Vehicular Access (ASTA AVENUE) adjacent to the building is 51.462 metres to 52.115 metres above the Hong Kong Principal Datum.

19. CROSS-SECTION PLAN OF BUILDING IN THE DEVELOPMENT
發展項目中的建築物的橫截面圖



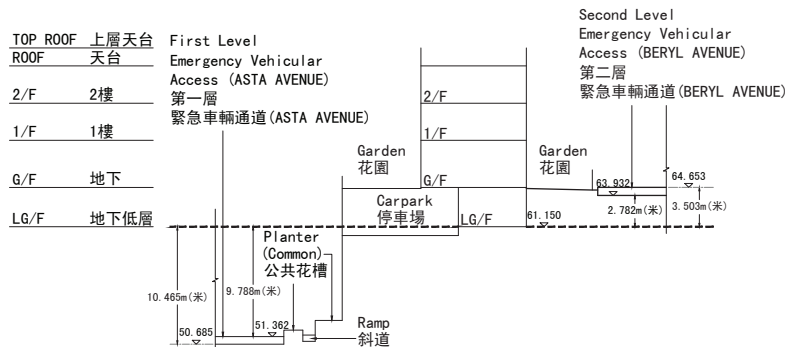
B = Block = 座 H = House = 洋房

--- Dotted line denotes the level of the lowest residential floor
虛線為最低住宅樓層水平

▽ Denotes height (in metres) above the Hong Kong Principal Datum
代表香港主水平基準以上的高度(米)

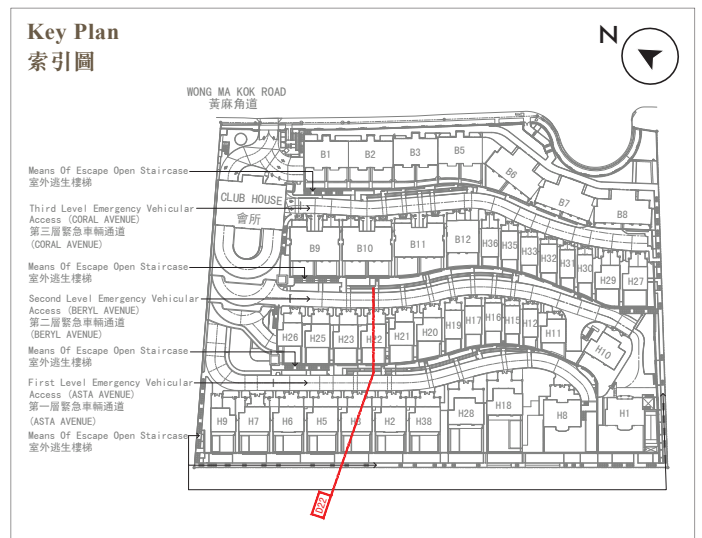
Cross-Section Plan D21
橫截面圖 D21

House 21
21號洋房



1. The part of Second Level Emergency Vehicular Access (BERYL AVENUE) adjacent to the building is 63.932 metres to 64.653 metres above the Hong Kong Principal Datum.
2. The part of First Level Emergency Vehicular Access (ASTA AVENUE) adjacent to the building is 50.685 metres to 51.362 metres above the Hong Kong Principal Datum.

19. CROSS-SECTION PLAN OF BUILDING IN THE DEVELOPMENT 發展項目中的建築物的橫截面圖

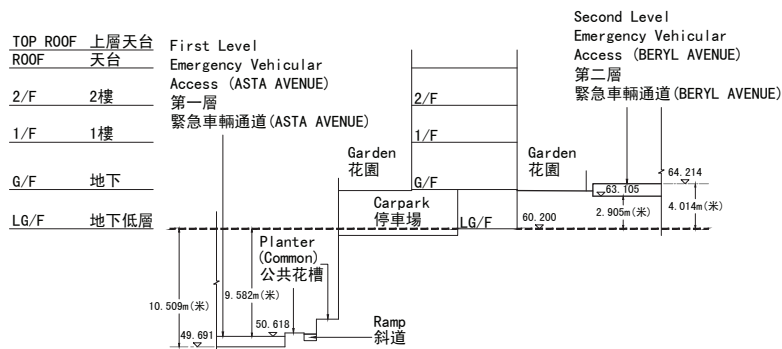


- Dotted line denotes the level of the lowest residential floor
虛線為最低住宅樓層水平
- ▽ Denotes height (in metres) above the Hong Kong Principal Datum
代表香港主水平基準以上的高度(米)

B = Block = 座 H = House = 洋房

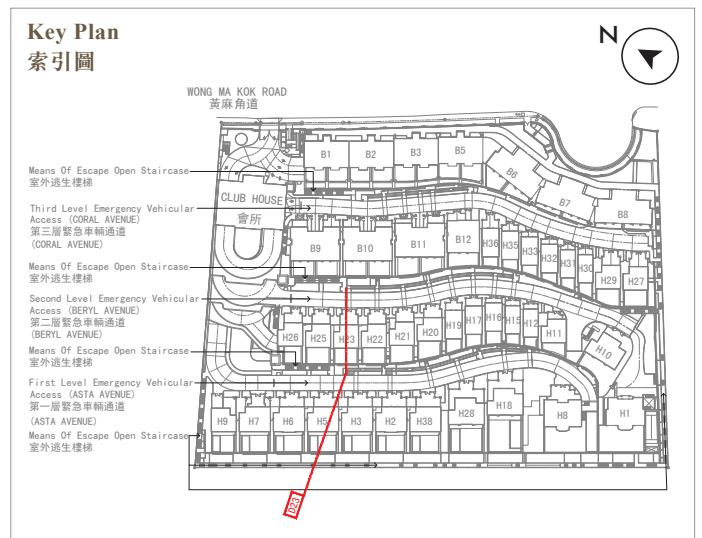
Cross-Section Plan D22 橫截面圖 D22

House 22 22號洋房



1. The part of Second Level Emergency Vehicular Access (BERYL AVENUE) adjacent to the building is 63.105 metres to 64.214 metres above the Hong Kong Principal Datum.
2. The part of First Level Emergency Vehicular Access (ASTA AVENUE) adjacent to the building is 49.691 metres to 50.618 metres above the Hong Kong Principal Datum.
1. 毗連建築物的一段第二層緊急車輛通道(BERYL AVENUE)為香港主水平基準以上63.105米至64.214米。
2. 毗連建築物的一段第一層緊急車輛通道(ASTA AVENUE)為香港主水平基準以上49.691米至50.618米。

19. CROSS-SECTION PLAN OF BUILDING IN THE DEVELOPMENT
發展項目中的建築物的橫截面圖

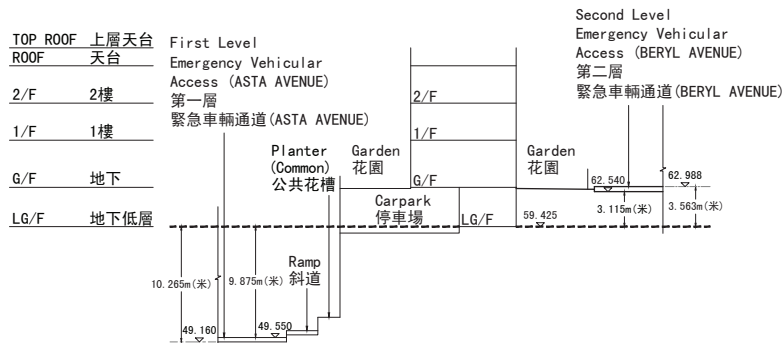


- Dotted line denotes the level of the lowest residential floor
虛線為最低住宅樓層水平
- ▽ Denotes height (in metres) above the Hong Kong Principal Datum
代表香港主水平基準以上的高度(米)

B = Block = 座 H = House = 洋房

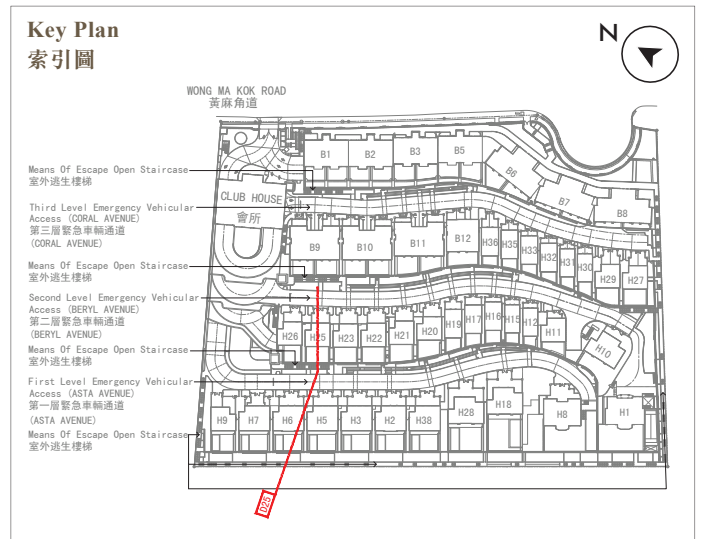
Cross-Section Plan D23
橫截面圖 D23

House 23
23 號洋房



1. The part of Second Level Emergency Vehicular Access (BERYL AVENUE) adjacent to the building is 62.540 metres to 62.988 metres above the Hong Kong Principal Datum.
2. The part of First Level Emergency Vehicular Access (ASTA AVENUE) adjacent to the building is 49.160 metres to 49.550 metres above the Hong Kong Principal Datum.

19. CROSS-SECTION PLAN OF BUILDING IN THE DEVELOPMENT
發展項目中的建築物的橫截面圖

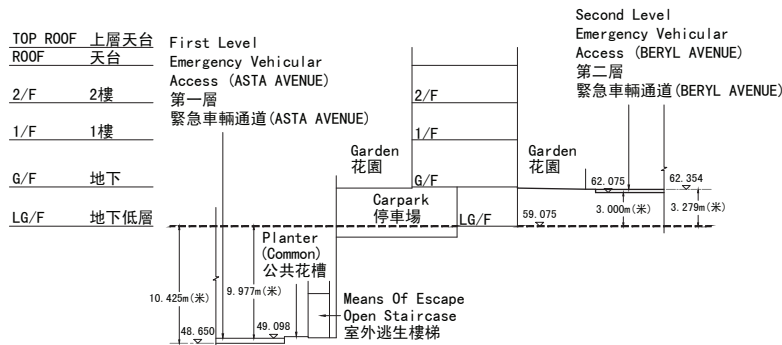


--- Dotted line denotes the level of the lowest residential floor
虛線為最低住宅樓層水平

▽ Denotes height (in metres) above the Hong Kong Principal Datum
代表香港主水平基準以上的高度 (米)

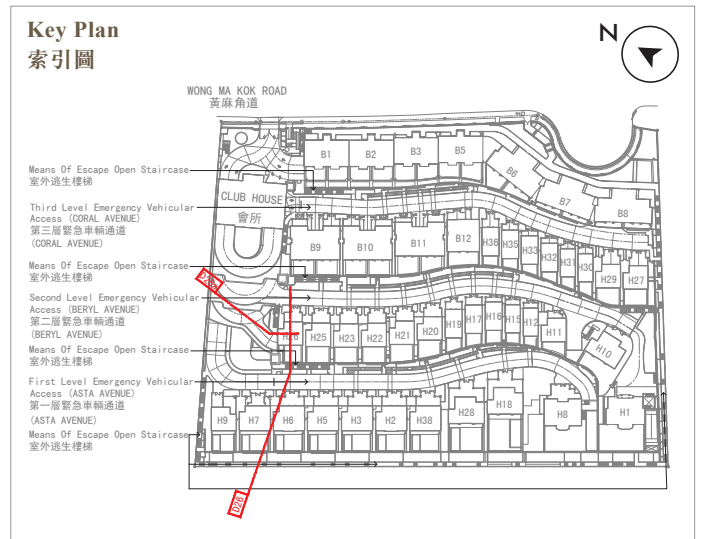
Cross-Section Plan D25
橫截面圖 D25

House 25
25號洋房



1. The part of Second Level Emergency Vehicular Access (BERYL AVENUE) adjacent to the building is 62.075 metres to 62.354 metres above the Hong Kong Principal Datum.
2. The part of First Level Emergency Vehicular Access (ASTA AVENUE) adjacent to the building is 48.650 metres to 49.098 metres above the Hong Kong Principal Datum.
1. 毗連建築物的一段第二層緊急車輛通道(BERYL AVENUE)為香港主水平基準以上62.075米至62.354米。
2. 毗連建築物的一段第一層緊急車輛通道(ASTA AVENUE)為香港主水平基準以上48.650米至49.098米。

19. CROSS-SECTION PLAN OF BUILDING IN THE DEVELOPMENT
發展項目中的建築物的橫截面圖

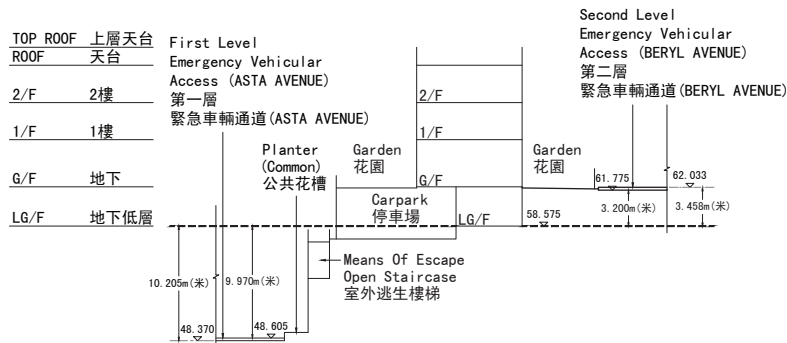


--- Dotted line denotes the level of the lowest residential floor
虛線為最低住宅樓層水平

▽ Denotes height (in metres) above the Hong Kong Principal Datum
代表香港主水平基準以上的高度(米)

Cross-Section Plan D26
橫截面圖 D26

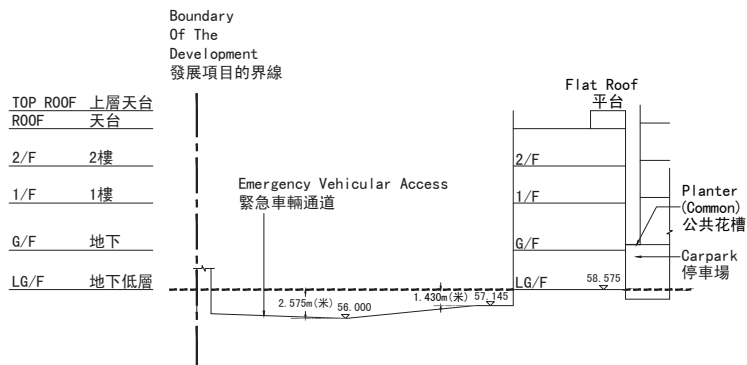
House 26
26號洋房



- The part of Second Level Emergency Vehicular Access (BERYL AVENUE) adjacent to the building is 61.775 metres to 62.033 metres above the Hong Kong Principal Datum.
- The part of First Level Emergency Vehicular Access (ASTA AVENUE) adjacent to the building is 48.370 metres to 48.605 metres above the Hong Kong Principal Datum.

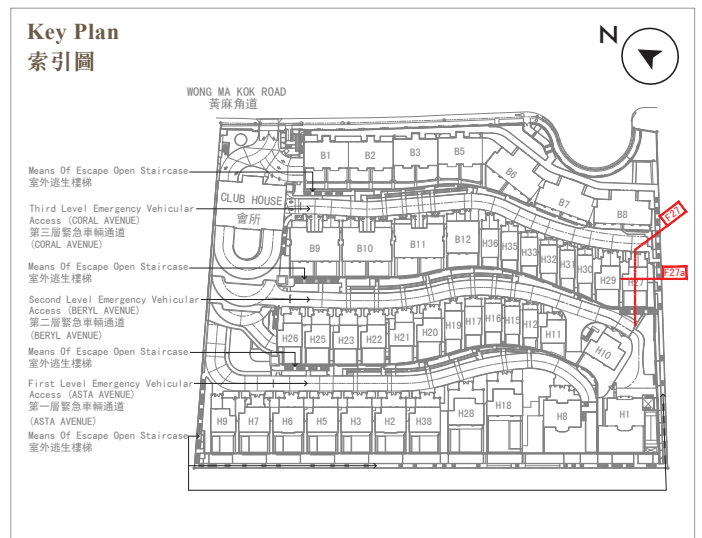
Cross-Section Plan D26a
橫截面圖 D26a

House 26
26號洋房



- The part of Emergency Vehicular Access adjacent to the building is 56.000 metres to 57.145 metres above the Hong Kong Principal Datum.

19. CROSS-SECTION PLAN OF BUILDING IN THE DEVELOPMENT 發展項目中的建築物的橫截面圖

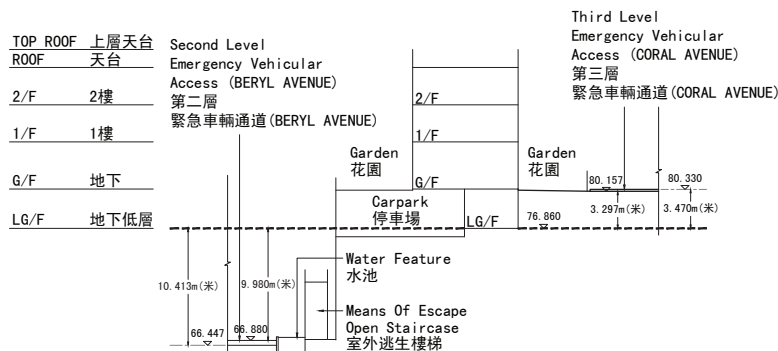


- Dotted line denotes the level of the lowest residential floor
虛線為最低住宅樓層水平
- ▽ Denotes height (in metres) above the Hong Kong Principal Datum
代表香港主水平基準以上的高度(米)

B = Block = 座 H = House = 洋房

Cross-Section Plan F27 橫截面圖 F27

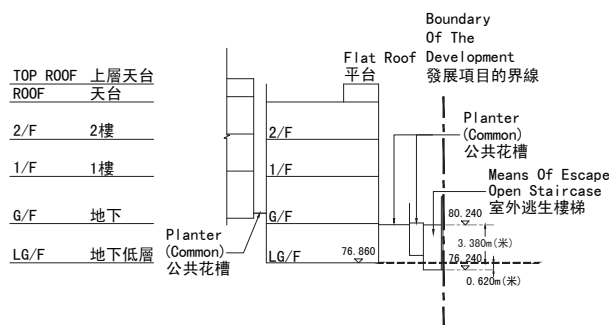
House 27 27號洋房



1. The part of Third Level Emergency Vehicular Access (CORAL AVENUE) adjacent to the building is 80.157 metres to 80.330 metres above the Hong Kong Principal Datum.
2. The part of Second Level Emergency Vehicular Access (BERYL AVENUE) adjacent to the building is 66.447 metres to 66.880 metres above the Hong Kong Principal Datum.

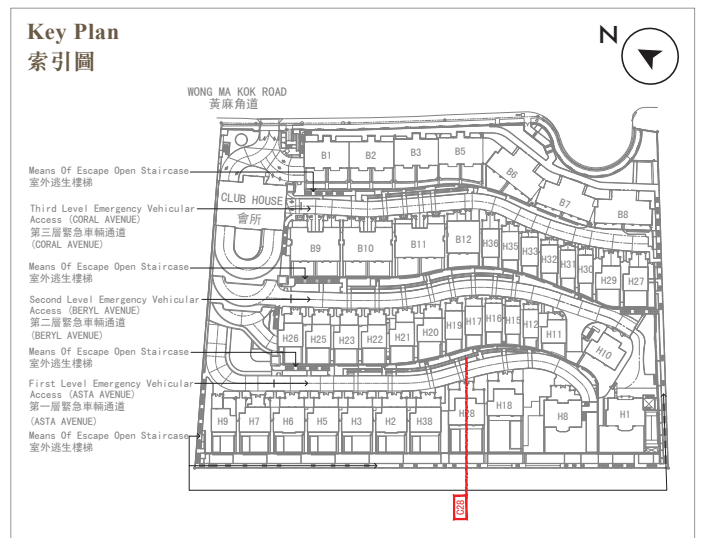
Cross-Section Plan F27a 橫截面圖 F27a

House 27 27號洋房



1. The part of Means Of Escape Open Staircase adjacent to the building is 76.240 metres to 80.240 metres above the Hong Kong Principal Datum.
1. 毗連建築物的一段室外逃生樓梯為香港主水平基準以上76.240米至80.240米。

19. CROSS-SECTION PLAN OF BUILDING IN THE DEVELOPMENT
發展項目中的建築物的橫截面圖



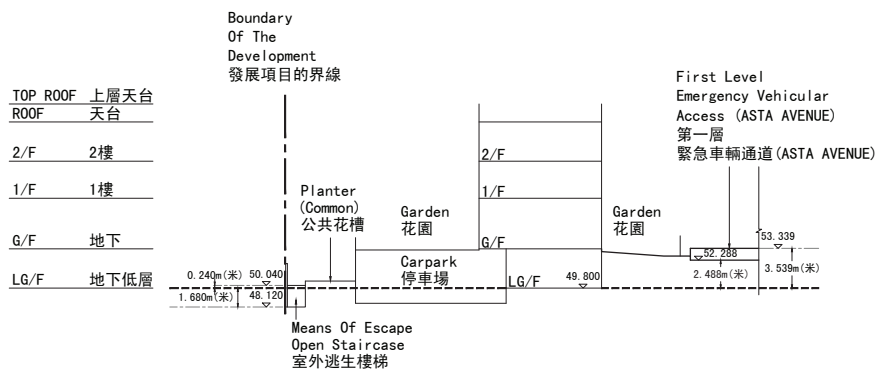
--- Dotted line denotes the level of the lowest residential floor
虛線為最低住宅樓層水平

▽ Denotes height (in metres) above the Hong Kong Principal Datum
代表香港主水平基準以上的高度(米)

B = Block = 座 H = House = 洋房

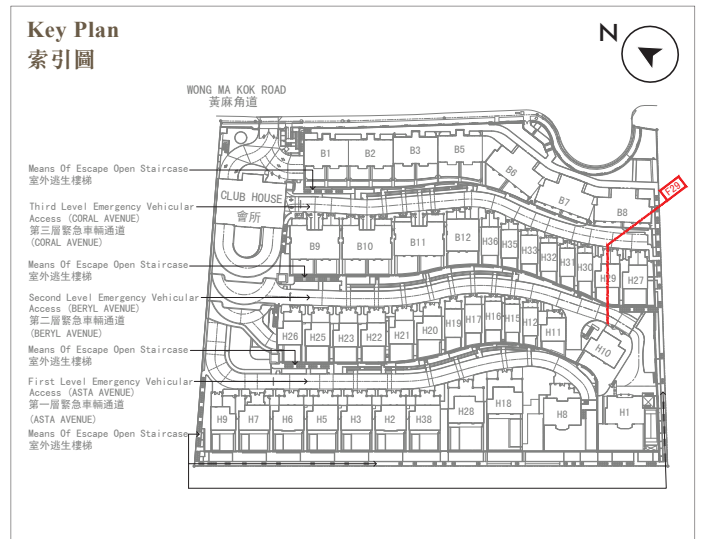
Cross-Section Plan C28
橫截面圖 C28

House 28
28 號洋房



1. The part of First Level Emergency Vehicular Access (ASTA AVENUE) adjacent to the building is 52.288 metres to 53.339 metres above the Hong Kong Principal Datum.
2. The part of Means Of Escape Open Staircase adjacent to the building is 48.120 metres to 50.040 metres above the Hong Kong Principal Datum.

19. CROSS-SECTION PLAN OF BUILDING IN THE DEVELOPMENT
發展項目中的建築物的橫截面圖



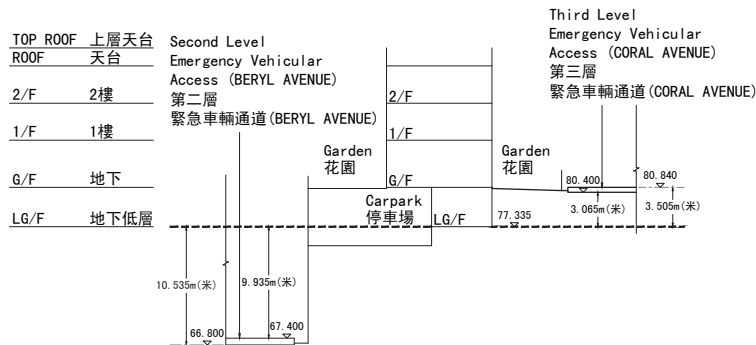
B = Block = 座 H = House = 洋房

--- Dotted line denotes the level of the lowest residential floor
虛線為最低住宅樓層水平

▽ Denotes height (in metres) above the Hong Kong Principal Datum
代表香港主水平基準以上的高度(米)

Cross-Section Plan F29
橫截面圖 F29

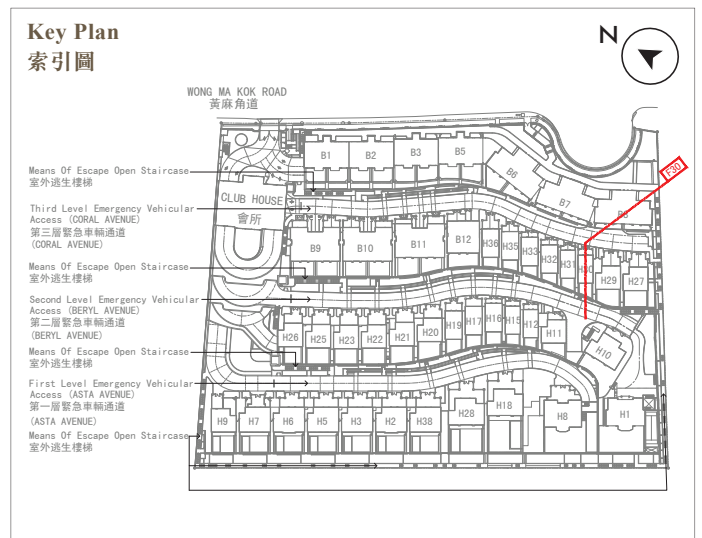
House 29
29號洋房



1. The part of Third Level Emergency Vehicular Access (CORAL AVENUE) adjacent to the building is 80.400 metres to 80.840 metres above the Hong Kong Principal Datum.
2. The part of Second Level Emergency Vehicular Access (BERYL AVENUE) adjacent to the building is 66.800 metres to 67.400 metres above the Hong Kong Principal Datum.

1. 毗連建築物的一段第三層緊急車輛通道(CORAL AVENUE)為香港主水平基準以上80.400米至80.840米。
2. 毗連建築物的一段第二層緊急車輛通道(BERYL AVENUE)為香港主水平基準以上66.800米至67.400米。

19. CROSS-SECTION PLAN OF BUILDING IN THE DEVELOPMENT
發展項目中的建築物的橫截面圖

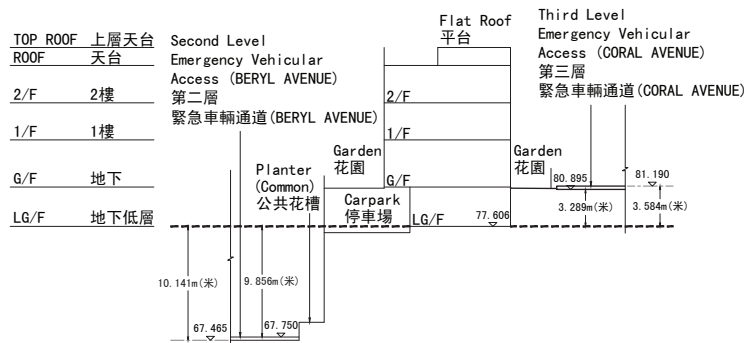


- Dotted line denotes the level of the lowest residential floor
虛線為最低住宅樓層水平
- ▽ Denotes height (in metres) above the Hong Kong Principal Datum
代表香港主水平基準以上的高度(米)

B = Block = 座 H = House = 洋房

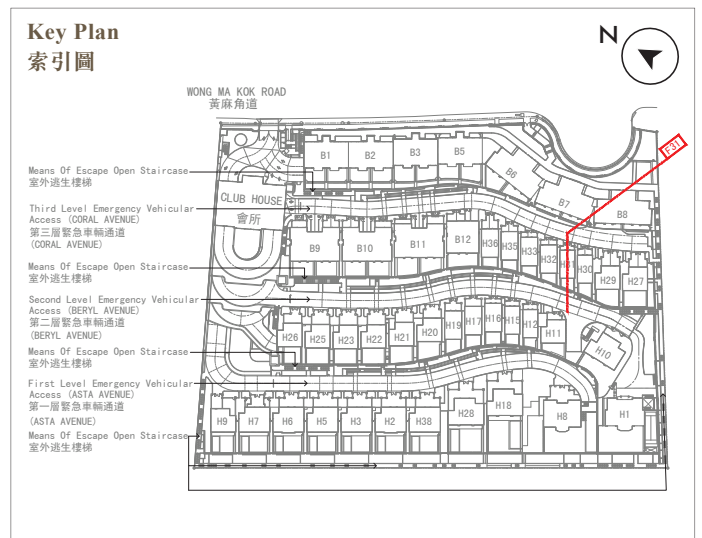
Cross-Section Plan F30
橫截面圖 F30

House 30
30號洋房



1. The part of Third Level Emergency Vehicular Access (CORAL AVENUE) adjacent to the building is 80.895 metres to 81.190 metres above the Hong Kong Principal Datum.
2. The part of Second Level Emergency Vehicular Access (BERYL AVENUE) adjacent to the building is 67.465 metres to 67.750 metres above the Hong Kong Principal Datum.
1. 毗連建築物的一段第三層緊急車輛通道(CORAL AVENUE)為香港主水平基準以上80.895米至81.190米。
2. 毗連建築物的一段第二層緊急車輛通道(BERYL AVENUE)為香港主水平基準以上67.465米至67.750米。

19. CROSS-SECTION PLAN OF BUILDING IN THE DEVELOPMENT
發展項目中的建築物的橫截面圖



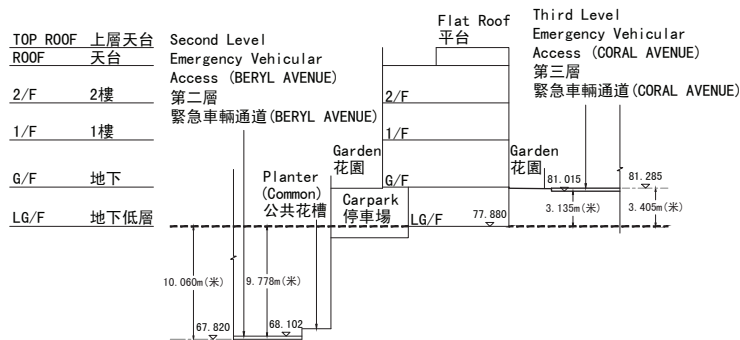
--- Dotted line denotes the level of the lowest residential floor
虛線為最低住宅樓層水平

▽ Denotes height (in metres) above the Hong Kong Principal Datum
代表香港主水平基準以上的高度(米)

B = Block = 座 H = House = 洋房

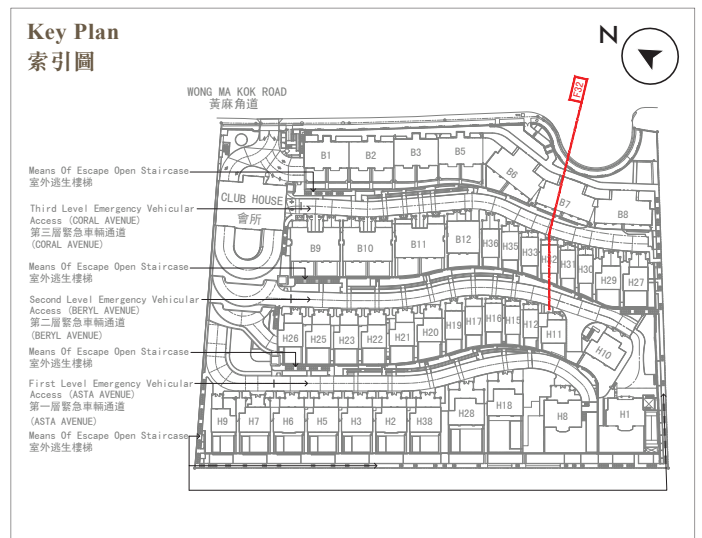
Cross-Section Plan F31
橫截面圖 F31

House 31
31號洋房



1. The part of Third Level Emergency Vehicular Access (CORAL AVENUE) adjacent to the building is 81.015 metres to 81.285 metres above the Hong Kong Principal Datum.
2. The part of Second Level Emergency Vehicular Access (BERYL AVENUE) adjacent to the building is 67.820 metres to 68.102 metres above the Hong Kong Principal Datum.
1. 毗連建築物的一段第三層緊急車輛通道(CORAL AVENUE)為香港主水平基準以上81.015米至81.285米。
2. 毗連建築物的一段第二層緊急車輛通道(BERYL AVENUE)為香港主水平基準以上67.820米至68.102米。

19. CROSS-SECTION PLAN OF BUILDING IN THE DEVELOPMENT
發展項目中的建築物的橫截面圖

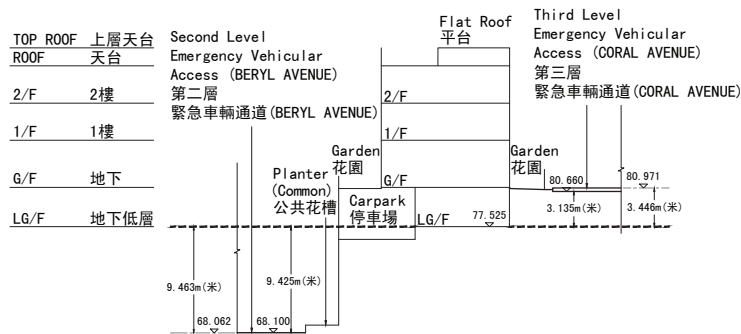


B = Block = 座 H = House = 洋房

- Dotted line denotes the level of the lowest residential floor
虛線為最低住宅樓層水平
- ▽ Denotes height (in metres) above the Hong Kong Principal Datum
代表香港主水平基準以上的高度(米)

Cross-Section Plan F32
橫截面圖 F32

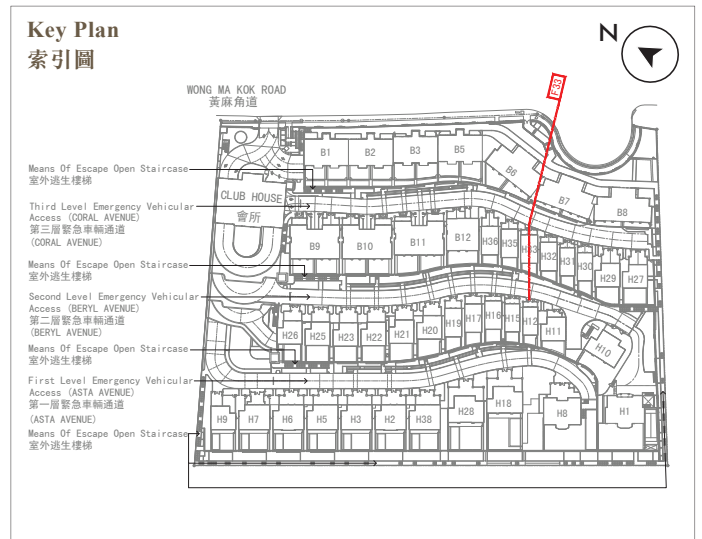
House 32
32 號洋房



1. The part of Third Level Emergency Vehicular Access (CORAL AVENUE) adjacent to the building is 80.660 metres to 80.971 metres above the Hong Kong Principal Datum.
2. The part of Second Level Emergency Vehicular Access (BERYL AVENUE) adjacent to the building is 68.062 metres to 68.100 metres above the Hong Kong Principal Datum.

1. 毗連建築物的一段第三層緊急車輛通道(CORAL AVENUE)為香港主水平基準以上80.660米至80.971米。
2. 毗連建築物的一段第二層緊急車輛通道(BERYL AVENUE)為香港主水平基準以上68.062米至68.100米。

19. CROSS-SECTION PLAN OF BUILDING IN THE DEVELOPMENT
發展項目中的建築物的橫截面圖

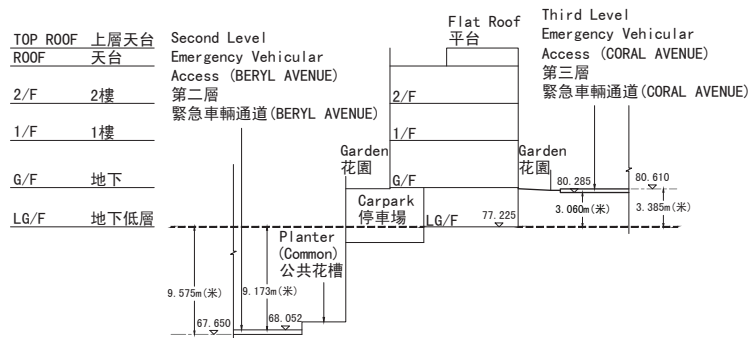


- Dotted line denotes the level of the lowest residential floor
虛線為最低住宅樓層水平
- ▽ Denotes height (in metres) above the Hong Kong Principal Datum
代表香港主水平基準以上的高度(米)

B = Block = 座 H = House = 洋房

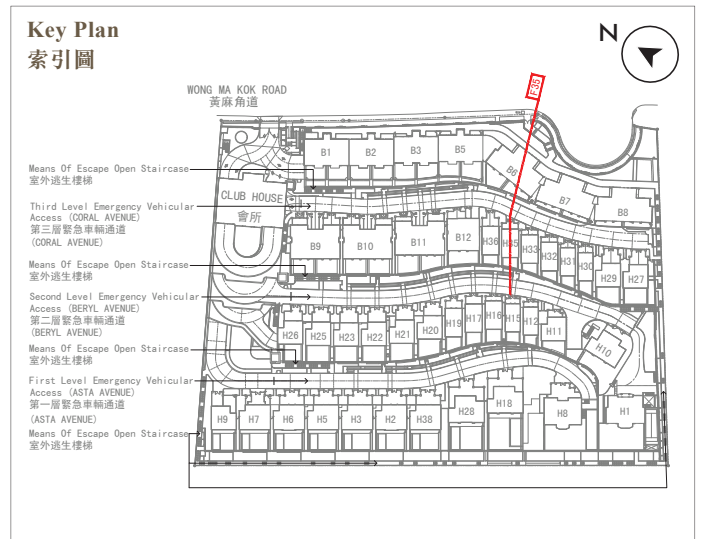
Cross-Section Plan F33
橫截面圖 F33

House 33
33號洋房



1. The part of Third Level Emergency Vehicular Access (CORAL AVENUE) adjacent to the building is 80.285 metres to 80.610 metres above the Hong Kong Principal Datum.
2. The part of Second Level Emergency Vehicular Access (BERYL AVENUE) adjacent to the building is 67.650 metres to 68.052 metres above the Hong Kong Principal Datum.

19. CROSS-SECTION PLAN OF BUILDING IN THE DEVELOPMENT
發展項目中的建築物的橫截面圖



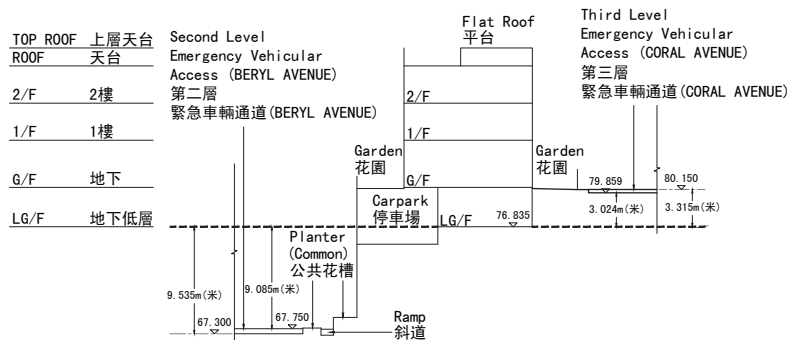
B = Block = 座 H = House = 洋房

--- Dotted line denotes the level of the lowest residential floor
虛線為最低住宅樓層水平

▽ Denotes height (in metres) above the Hong Kong Principal Datum
代表香港主水平基準以上的高度(米)

Cross-Section Plan F35
橫截面圖 F35

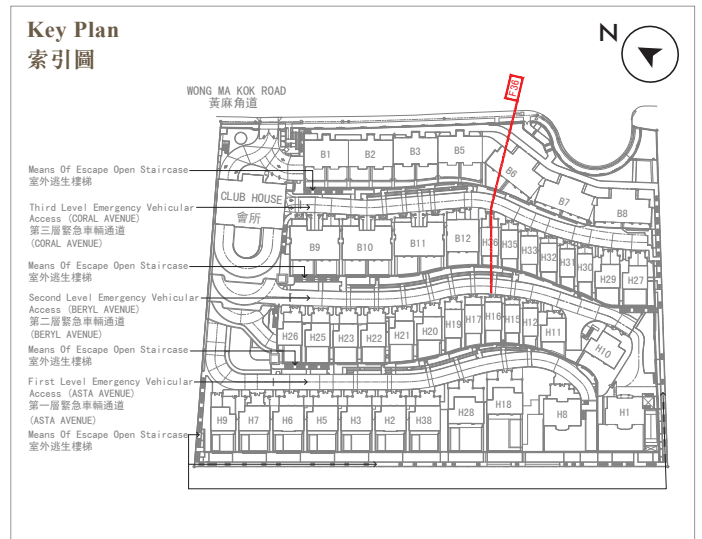
House 35
35號洋房



1. The part of Third Level Emergency Vehicular Access (CORAL AVENUE) adjacent to the building is 79.859 metres to 80.150 metres above the Hong Kong Principal Datum.
2. The part of Second Level Emergency Vehicular Access (BERYL AVENUE) adjacent to the building is 67.300 metres to 67.750 metres above the Hong Kong Principal Datum.

1. 毗連建築物的一段第三層緊急車輛通道(CORAL AVENUE)為香港主水平基準以上79.859米至80.150米。
2. 毗連建築物的一段第二層緊急車輛通道(BERYL AVENUE)為香港主水平基準以上67.300米至67.750米。

19. CROSS-SECTION PLAN OF BUILDING IN THE DEVELOPMENT
發展項目中的建築物的橫截面圖

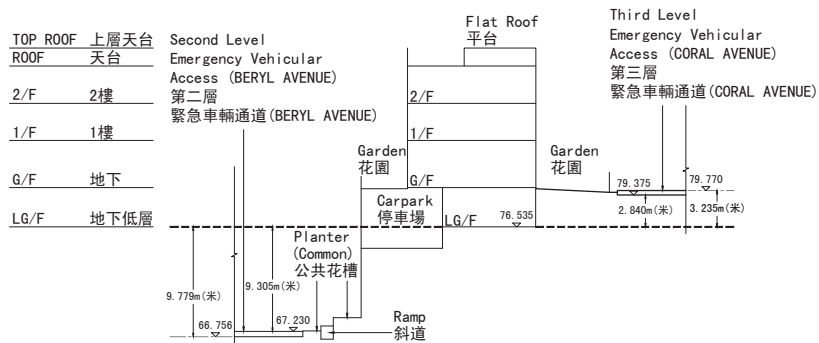


- Dotted line denotes the level of the lowest residential floor
虛線為最低住宅樓層水平
- ▽ Denotes height (in metres) above the Hong Kong Principal Datum
代表香港主水平基準以上的高度(米)

B = Block = 座 H = House = 洋房

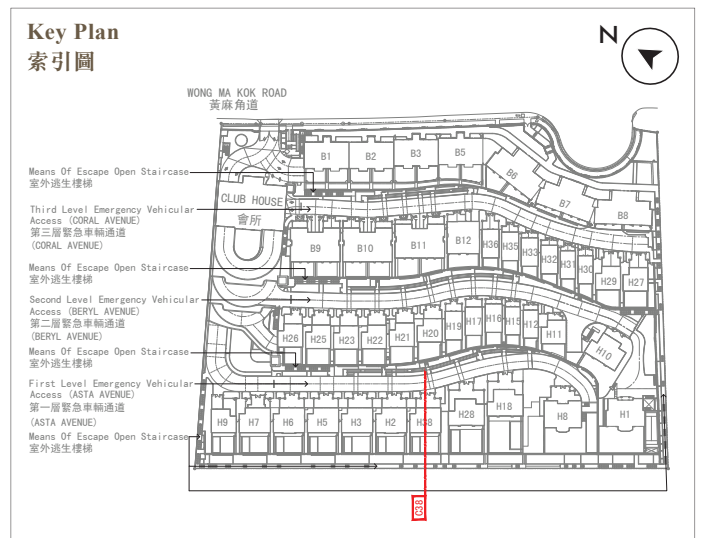
Cross-Section Plan F36
橫截面圖 F36

House 36
36號洋房



1. The part of Third Level Emergency Vehicular Access (CORAL AVENUE) adjacent to the building is 79.375 metres to 79.770 metres above the Hong Kong Principal Datum.
2. The part of Second Level Emergency Vehicular Access (BERYL AVENUE) adjacent to the building is 66.756 metres to 67.230 metres above the Hong Kong Principal Datum.
1. 毗連建築物的一段第三層緊急車輛通道(CORAL AVENUE)為香港主水平基準以上79.375米至79.770米。
2. 毗連建築物的一段第二層緊急車輛通道(BERYL AVENUE)為香港主水平基準以上66.756米至67.230米。

19. CROSS-SECTION PLAN OF BUILDING IN THE DEVELOPMENT
發展項目中的建築物的橫截面圖

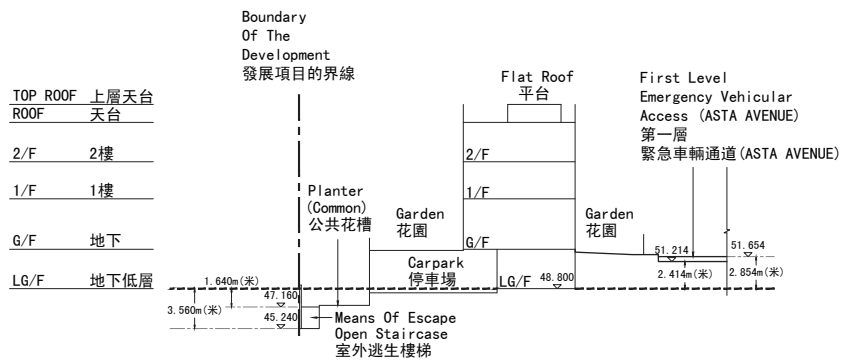


B = Block = 座 H = House = 洋房

- Dotted line denotes the level of the lowest residential floor
虛線為最低住宅樓層水平
- ▽ Denotes height (in metres) above the Hong Kong Principal Datum
代表香港主水平基準以上的高度(米)

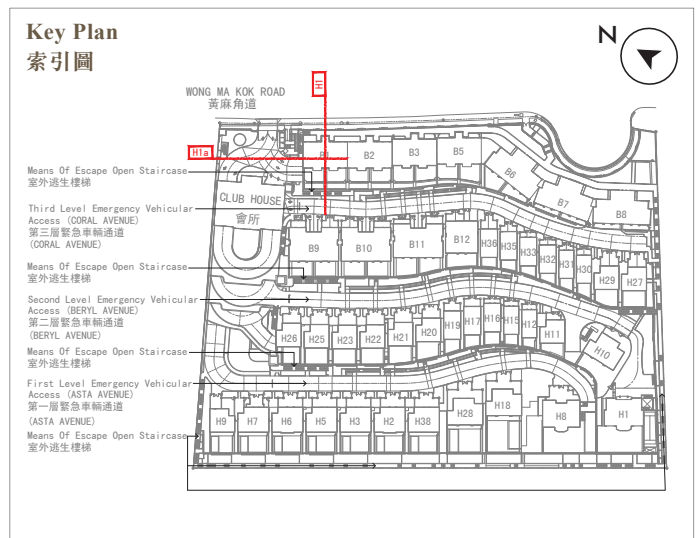
Cross-Section Plan C38
橫截面圖 C38

House 38
38號洋房



1. The part of First Level Emergency Vehicular Access (ASTA AVENUE) adjacent to the building is 51.214 metres to 51.654 metres above the Hong Kong Principal Datum.
 2. The part of Means Of Escape Open Staircase adjacent to the building is 45.240 metres to 47.160 metres above the Hong Kong Principal Datum.
1. 毗連建築物的一段第一層緊急車輛通道(ASTA AVENUE)為香港主水平基準以上51.214米至51.654米。
 2. 毗連建築物的一段室外逃生樓梯為香港主水平基準以上45.240米至47.160米。

19. CROSS-SECTION PLAN OF BUILDING IN THE DEVELOPMENT 發展項目中的建築物的橫截面圖



--- Dotted line denotes the level of the lowest residential floor
虛線為最低住宅樓層水平

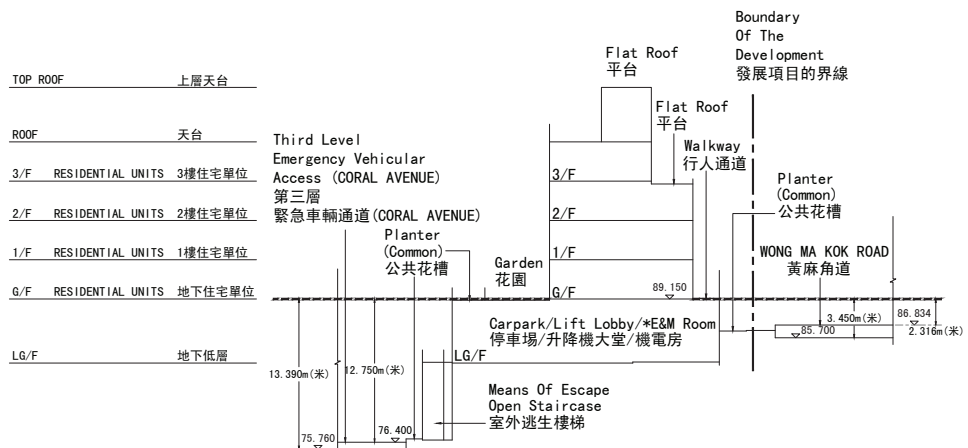
▽ Denotes height (in metres) above the Hong Kong Principal Datum
代表香港主水平基準以上的高度(米)

* E&M room = Electrical and Mechanical Plant Room 機電房

B = Block = 座 H = House = 洋房

Cross-Section Plan H1 橫截面圖 H1

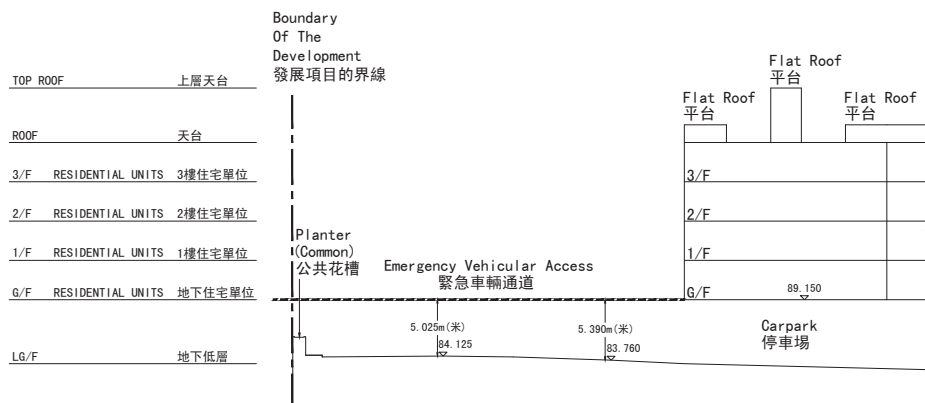
Block 1 第1座



- The part of WONG MA KOK ROAD adjacent to the building is 85.700 metres to 86.834 metres above the Hong Kong Principal Datum.
- The part of Third Level Emergency Vehicular Access (CORAL AVENUE) adjacent to the building is 75.760 metres to 76.400 metres above the Hong Kong Principal Datum.

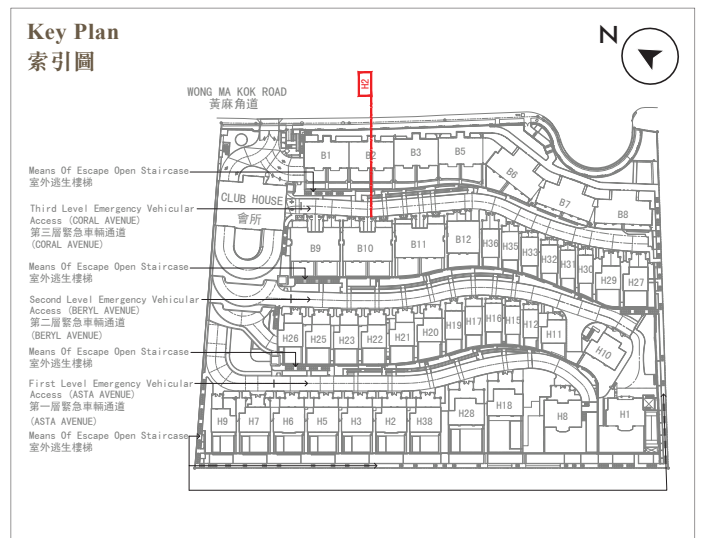
Cross-Section Plan H1a 橫截面圖 H1a

Block 1 第1座



- The part of Emergency Vehicular Access adjacent to the building is 83.760 metres to 84.125 metres above the Hong Kong Principal Datum.

19. CROSS-SECTION PLAN OF BUILDING IN THE DEVELOPMENT 發展項目中的建築物的橫截面圖



--- Dotted line denotes the level of the lowest residential floor
虛線為最低住宅樓層水平

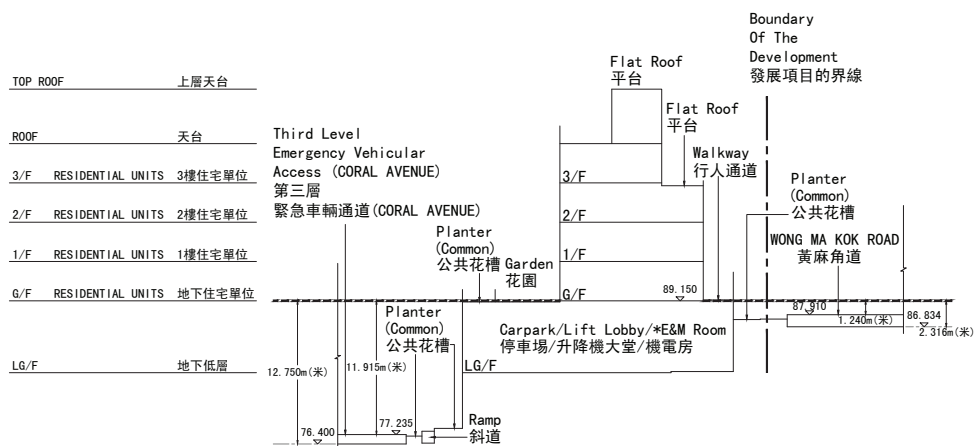
▽ Denotes height (in metres) above the Hong Kong Principal Datum
代表香港主水平基準以上的高度(米)

* E&M room = Electrical and Mechanical Plant Room 機電房

B = Block = 座 H = House = 洋房

Cross-Section Plan H2 橫截面圖 H2

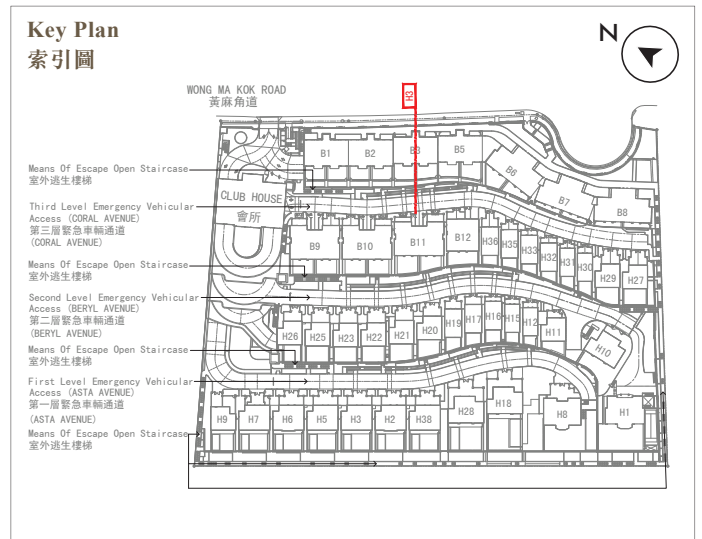
Block 2 第2座



1. The part of WONG MA KOK ROAD adjacent to the building is 86.834 metres to 87.910 metres above the Hong Kong Principal Datum.
 2. The part of Third Level Emergency Vehicular Access (CORAL AVENUE) adjacent to the building is 76.400 metres to 77.235 metres above the Hong Kong Principal Datum.
1. 毗連建築物的一段黃麻角道為香港主水平基準以上86.834米至87.910米。
 2. 毗連建築物的一段第三層緊急車輛通道(CORAL AVENUE)為香港主水平基準以上76.400米至77.235米。

19. CROSS-SECTION PLAN OF BUILDING IN THE DEVELOPMENT 發展項目中的建築物的橫截面圖

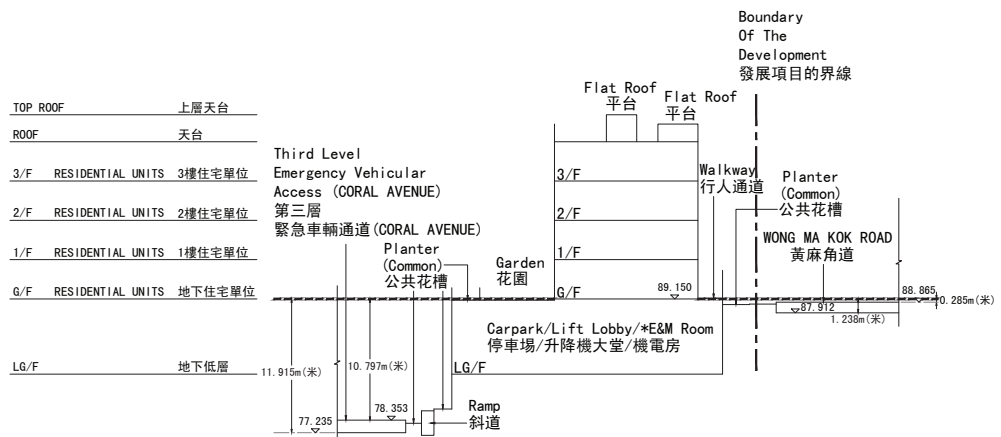
- Dotted line denotes the level of the lowest residential floor
虛線為最低住宅樓層水平
- ▽ Denotes height (in metres) above the Hong Kong Principal Datum
代表香港主水平基準以上的高度(米)
- * E&M room = Electrical and Mechanical Plant Room 機電房



B = Block = 座 H = House = 洋房

Cross-Section Plan H3 橫截面圖 H3

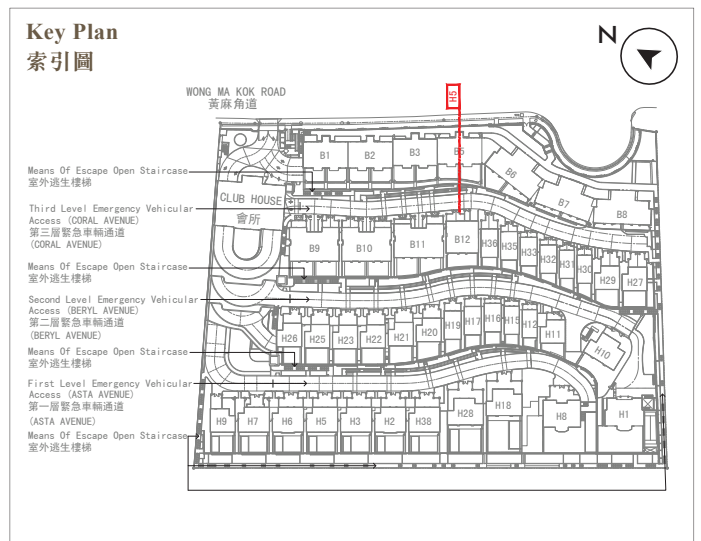
Block 3 第3座



1. The part of WONG MA KOK ROAD adjacent to the building is 87.912 metres to 88.865 metres above the Hong Kong Principal Datum.
2. The part of Third Level Emergency Vehicular Access (CORAL AVENUE) adjacent to the building is 77.235 metres to 78.353 metres above the Hong Kong Principal Datum.
1. 毗連建築物的一段黃麻角道為香港主水平基準以上87.912米至88.865米。
2. 毗連建築物的一段第三層緊急車輛通道(CORAL AVENUE)為香港主水平基準以上77.235米至78.353米。

19. CROSS-SECTION PLAN OF BUILDING IN THE DEVELOPMENT 發展項目中的建築物的橫截面圖

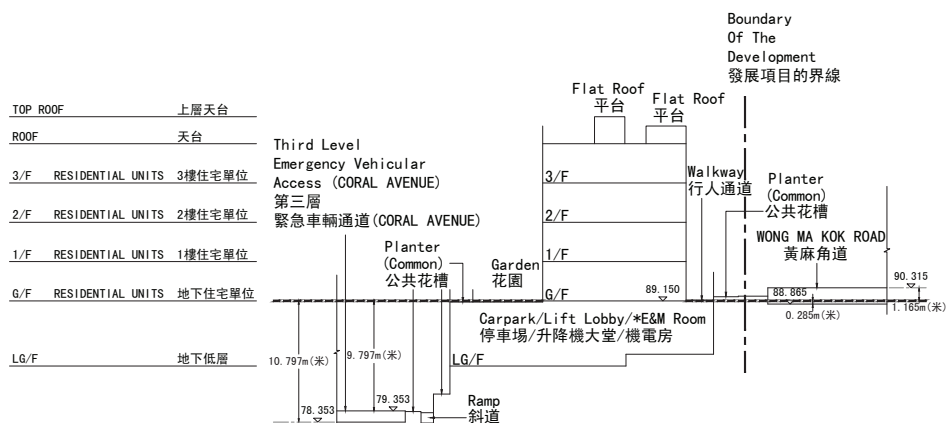
- Dotted line denotes the level of the lowest residential floor
虛線為最低住宅樓層水平
- ▽ Denotes height (in metres) above the Hong Kong Principal Datum
代表香港主水平基準以上的高度(米)
- * E&M room = Electrical and Mechanical Plant Room 機電房



B = Block = 座 H = House = 洋房

Cross-Section Plan H5 橫截面圖 H5

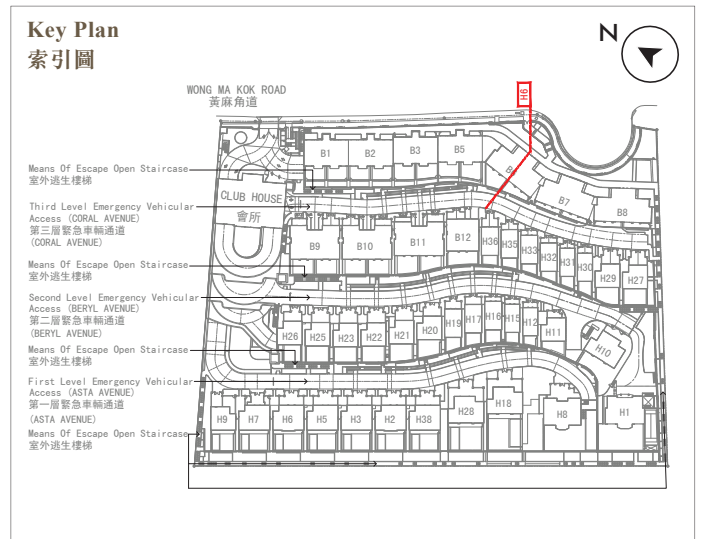
Block 5 第5座



1. The part of WONG MA KOK ROAD adjacent to the building is 88.865 metres to 90.315 metres above the Hong Kong Principal Datum.
2. The part of Third Level Emergency Vehicular Access (CORAL AVENUE) adjacent to the building is 78.353 metres to 79.353 metres above the Hong Kong Principal Datum.
1. 毗連建築物的一段黃麻角道為香港主水平基準以上88.865米至90.315米。
2. 毗連建築物的一段第三層緊急車輛通道(CORAL AVENUE)為香港主水平基準以上78.353米至79.353米。

19. CROSS-SECTION PLAN OF BUILDING IN THE DEVELOPMENT 發展項目中的建築物的橫截面圖

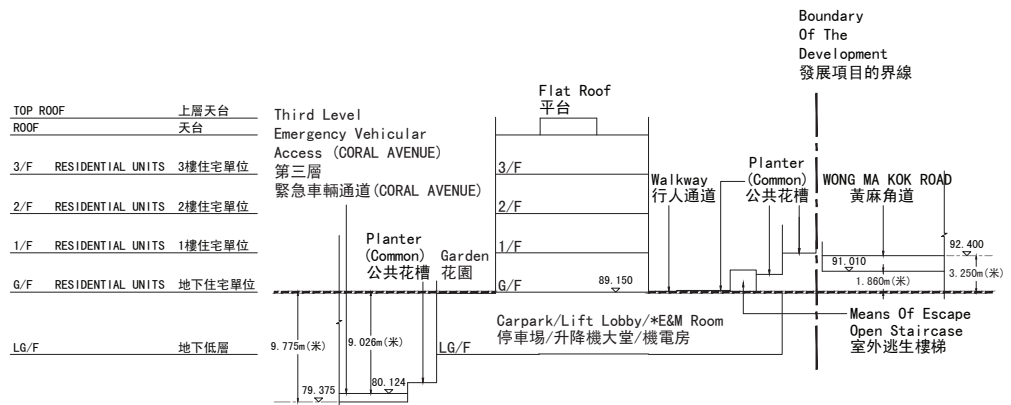
- Dotted line denotes the level of the lowest residential floor
虛線為最低住宅樓層水平
- ▽ Denotes height (in metres) above the Hong Kong Principal Datum
代表香港主水平基準以上的高度(米)
- * E&M room = Electrical and Mechanical Plant Room 機電房



B = Block = 座 H = House = 洋房

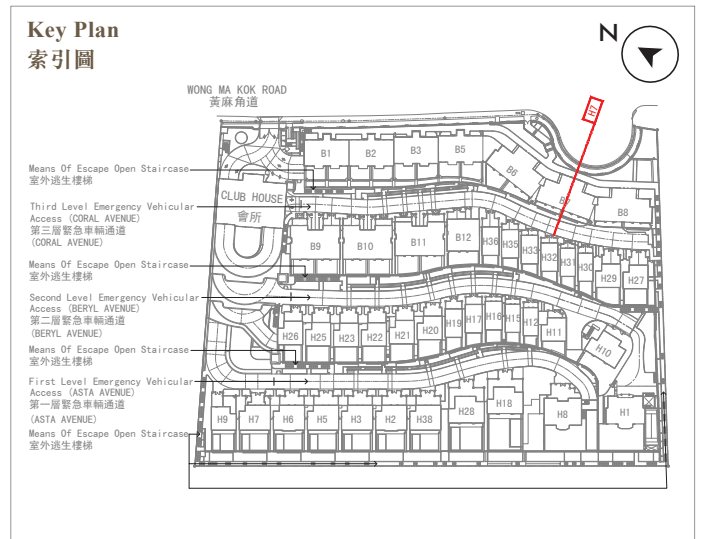
Cross-Section Plan H6 橫截面圖 H6

Block 6 第 6 座



1. The part of WONG MA KOK ROAD adjacent to the building is 91.010 metres to 92.400 metres above the Hong Kong Principal Datum.
2. The part of Third Level Emergency Vehicular Access (CORAL AVENUE) adjacent to the building is 79.375 metres to 80.124 metres above the Hong Kong Principal Datum.
1. 毗連建築物的一段黃麻角道為香港主水平基準以上91.010米至92.400米。
2. 毗連建築物的一段第三層緊急車輛通道(CORAL AVENUE)為香港主水平基準以上79.375米至80.124米。

19. CROSS-SECTION PLAN OF BUILDING IN THE DEVELOPMENT
發展項目中的建築物的橫截面圖



--- Dotted line denotes the level of the lowest residential floor
虛線為最低住宅樓層水平

▽ Denotes height (in metres) above the Hong Kong Principal Datum
代表香港主水平基準以上的高度(米)

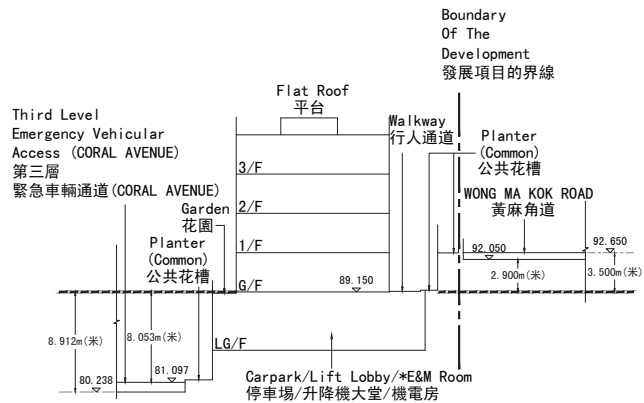
* E&M room = Electrical and Mechanical Plant Room 機電房

B = Block = 座 H = House = 洋房

Cross-Section Plan H7
橫截面圖 H7

Block 7
第7座

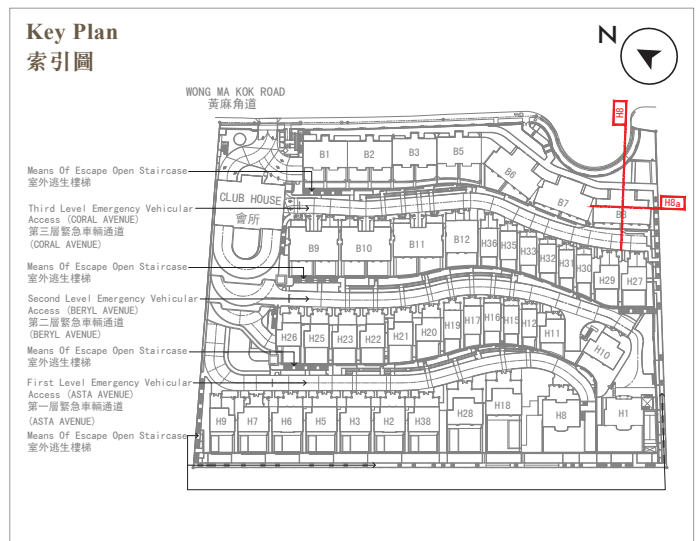
TOP ROOF	上層天台
ROOF	天台
3/F RESIDENTIAL UNITS	3樓住宅單位
2/F RESIDENTIAL UNITS	2樓住宅單位
1/F RESIDENTIAL UNITS	1樓住宅單位
G/F RESIDENTIAL UNITS	地下住宅單位
LG/F	地下低層



1. The part of WONG MA KOK ROAD adjacent to the building is 92.050 metres to 92.650 metres above the Hong Kong Principal Datum.
2. The part of Third Level Emergency Vehicular Access (CORAL AVENUE) adjacent to the building is 80.238 metres to 81.097 metres above the Hong Kong Principal Datum.
1. 毗連建築物的一段黃麻角道為香港主水平基準以上92.050米至92.650米。
2. 毗連建築物的一段第三層緊急車輛通道(CORAL AVENUE)為香港主水平基準以上80.238米至81.097米。

19. CROSS-SECTION PLAN OF BUILDING IN THE DEVELOPMENT 發展項目中的建築物的橫截面圖

- Dotted line denotes the level of the lowest residential floor
虛線為最低住宅樓層水平
- ▽ Denotes height (in metres) above the Hong Kong Principal Datum
代表香港主水平基準以上的高度(米)
- * E&M room = Electrical and Mechanical Plant Room 機電房

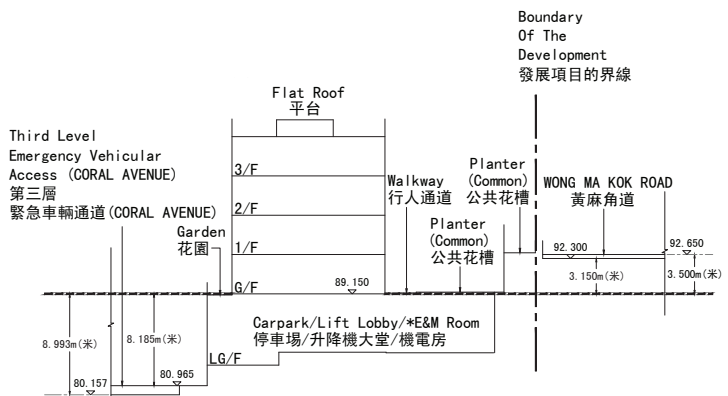


B = Block = 座 H = House = 洋房

Cross-Section Plan H8 橫截面圖 H8

Block 8 第8座

TOP ROOF	上層天台
ROOF	天台
3/F	RESIDENTIAL UNITS 3樓住宅單位
2/F	RESIDENTIAL UNITS 2樓住宅單位
1/F	RESIDENTIAL UNITS 1樓住宅單位
G/F	RESIDENTIAL UNITS 地下住宅單位
LG/F	地下低層

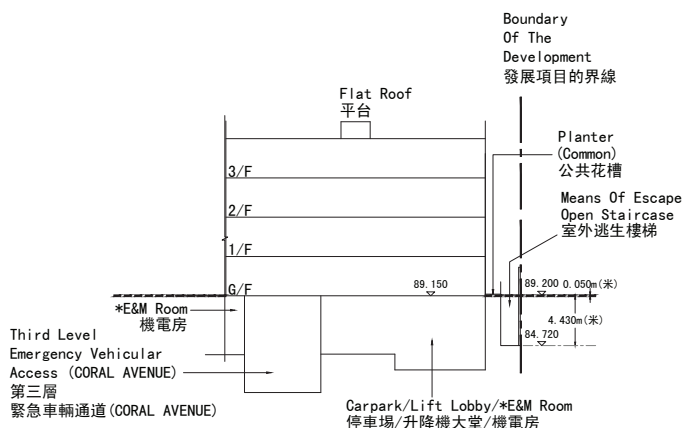


1. The part of WONG MA KOK ROAD adjacent to the building is 92.300 metres to 92.650 metres above the Hong Kong Principal Datum.
2. The part of Third Level Emergency Vehicular Access (CORAL AVENUE) adjacent to the building is 80.157 metres to 80.965 metres above the Hong Kong Principal Datum.
1. 毗連建築物的一段黃麻角道為香港主水平基準以上92.300米至92.650米。
2. 毗連建築物的一段第三層緊急車輛通道(CORAL AVENUE)為香港主水平基準以上80.157米至80.965米。

Cross-Section Plan H8a 橫截面圖 H8a

Block 8 第8座

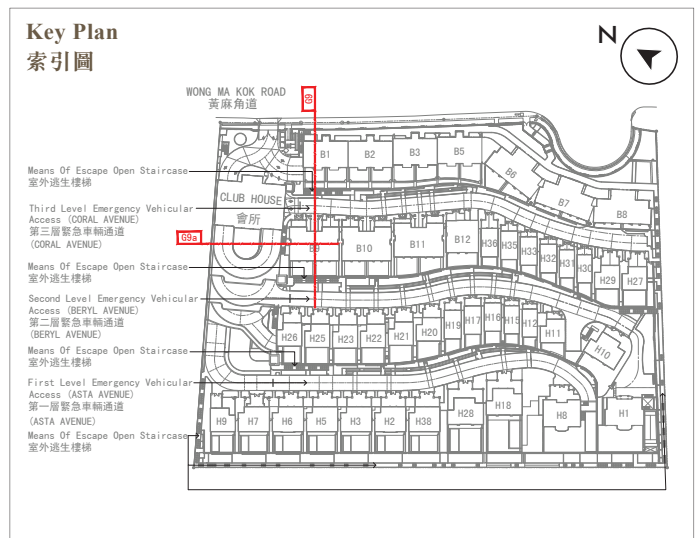
TOP ROOF	上層天台
ROOF	天台
3/F	RESIDENTIAL UNITS 3樓住宅單位
2/F	RESIDENTIAL UNITS 2樓住宅單位
1/F	RESIDENTIAL UNITS 1樓住宅單位
G/F	RESIDENTIAL UNITS 地下住宅單位
LG/F	地下低層



1. The part of Means Of Escape Open Staircase adjacent to the building is 84.720 metres to 89.200 metres above the Hong Kong Principal Datum.
1. 毗連建築物的一段室外逃生樓梯為香港主水平基準以上84.720米至89.200米。

19. CROSS-SECTION PLAN OF BUILDING IN THE DEVELOPMENT 發展項目中的建築物的橫截面圖

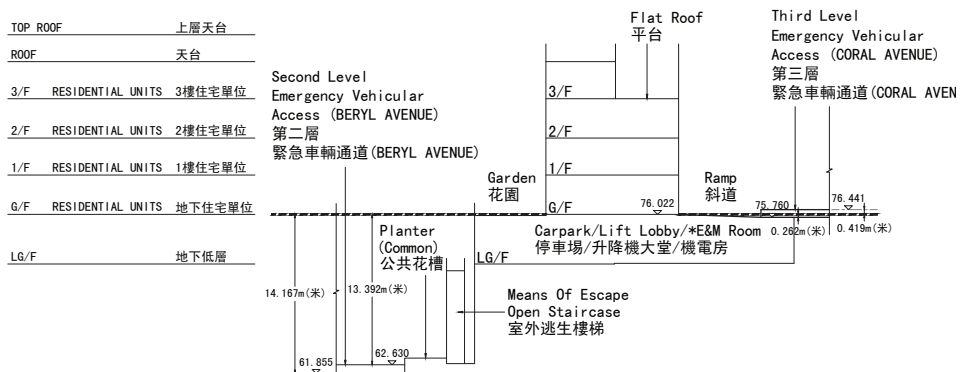
- Dotted line denotes the level of the lowest residential floor
虛線為最低住宅樓層水平
- ▽ Denotes height (in metres) above the Hong Kong Principal Datum
代表香港主水平基準以上的高度(米)
- * E&M room = Electrical and Mechanical Plant Room 機電房



B = Block = 座 H = House = 洋房

Cross-Section Plan G9 橫截面圖 G9

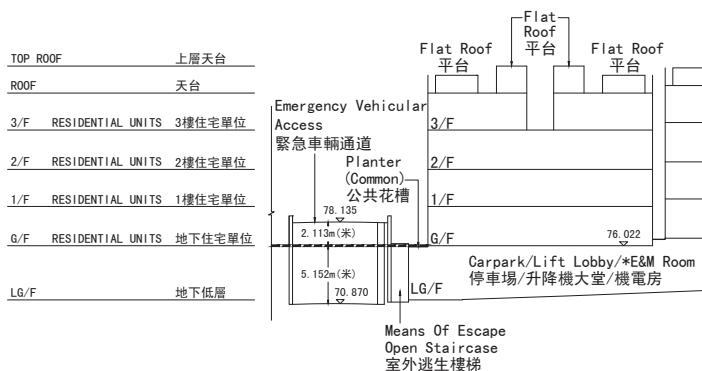
Block 9 第9座



1. The part of Third Level Emergency Vehicular Access (CORAL AVENUE) adjacent to the building is 75.760 metres to 76.441 metres above the Hong Kong Principal Datum.
2. The part of Second Level Emergency Vehicular Access (BERYL AVENUE) adjacent to the building is 61.855 metres to 62.630 metres above the Hong Kong Principal Datum.
1. 毗連建築物的一段第三層緊急車輛通道(CORAL AVENUE)為香港主水平基準以上75.760米至76.441米。
2. 毗連建築物的一段第二層緊急車輛通道(BERYL AVENUE)為香港主水平基準以上61.855米至62.630米。

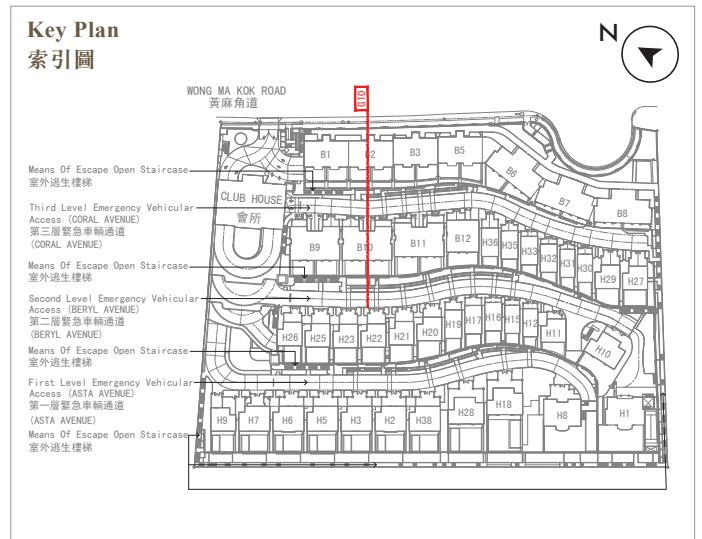
Cross-Section Plan G9a 橫截面圖 G9a

Block 9 第9座



1. The part of Emergency Vehicular Access adjacent to the building is 70.870 metres to 78.135 metres above the Hong Kong Principal Datum.
1. 毗連建築物的一段緊急車輛通道為香港主水平基準以上70.870米至78.135米。

19. CROSS-SECTION PLAN OF BUILDING IN THE DEVELOPMENT
發展項目中的建築物的橫截面圖



--- Dotted line denotes the level of the lowest residential floor
虛線為最低住宅樓層水平

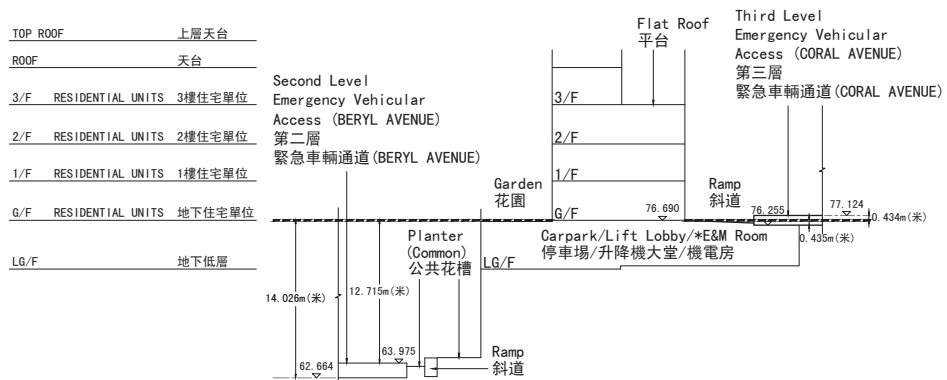
▽ Denotes height (in metres) above the Hong Kong Principal Datum
代表香港主水平基準以上的高度(米)

* E&M room = Electrical and Mechanical Plant Room 機電房

B = Block = 座 H = House = 洋房

Cross-Section Plan G10
橫截面圖 G10

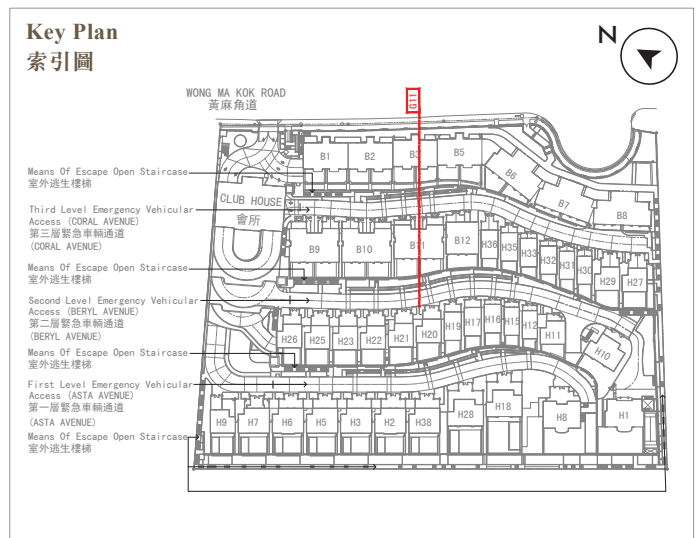
Block 10
第10座



1. The part of Third Level Emergency Vehicular Access (CORAL AVENUE) adjacent to the building is 76.255 metres to 77.124 metres above the Hong Kong Principal Datum.
2. The part of Second Level Emergency Vehicular Access (BERYL AVENUE) adjacent to the building is 62.664 metres to 63.975 metres above the Hong Kong Principal Datum.

1. 毗連建築物的一段第三層緊急車輛通道(CORAL AVENUE)為香港主水平基準以上76.255米至77.124米。
2. 毗連建築物的一段第二層緊急車輛通道(BERYL AVENUE)為香港主水平基準以上62.664米至63.975米。

19. CROSS-SECTION PLAN OF BUILDING IN THE DEVELOPMENT 發展項目中的建築物的橫截面圖



--- Dotted line denotes the level of the lowest residential floor
虛線為最低住宅樓層水平

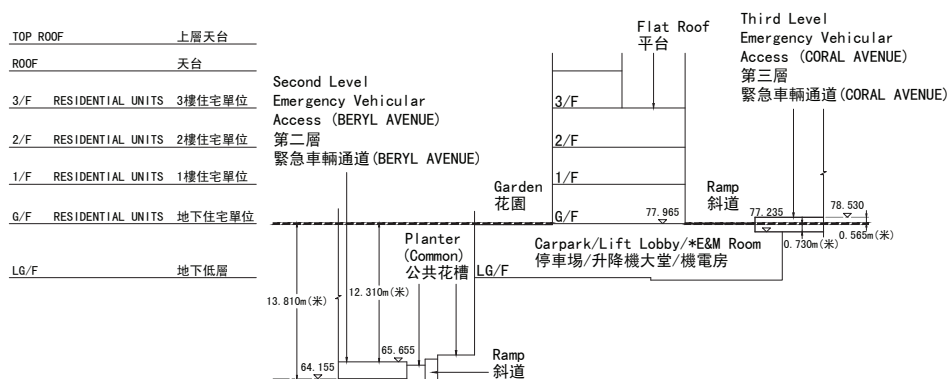
▽ Denotes height (in metres) above the Hong Kong Principal Datum
代表香港主水平基準以上的高度(米)

* E&M room = Electrical and Mechanical Plant Room 機電房

B = Block = 座 H = House = 洋房

Cross-Section Plan G11 橫截面圖 G11

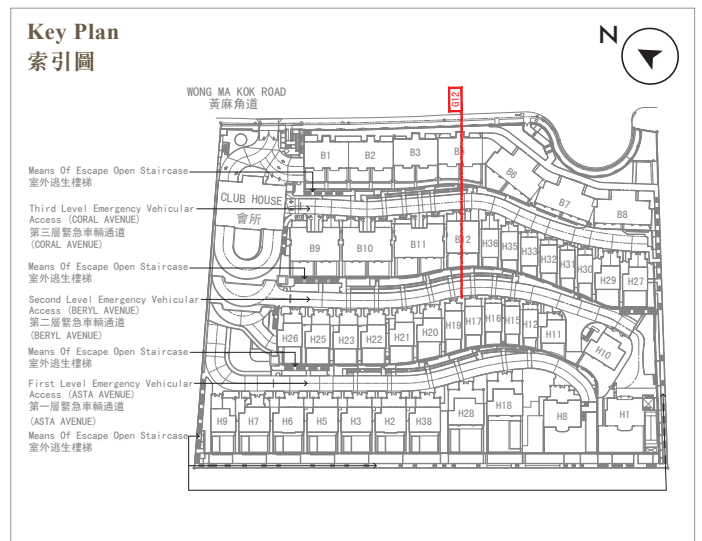
Block 11 第 11 座



1. The part of Third Level Emergency Vehicular Access (CORAL AVENUE) adjacent to the building is 77.235 metres to 78.530 metres above the Hong Kong Principal Datum.
2. The part of Second Level Emergency Vehicular Access (BERYL AVENUE) adjacent to the building is 64.155 metres to 65.655 metres above the Hong Kong Principal Datum.

1. 毗連建築物的一段第三層緊急車輛通道(CORAL AVENUE)為香港主水平基準以上77.235米至78.530米。
2. 毗連建築物的一段第二層緊急車輛通道(BERYL AVENUE)為香港主水平基準以上64.155米至65.655米。

19. CROSS-SECTION PLAN OF BUILDING IN THE DEVELOPMENT
發展項目中的建築物的橫截面圖

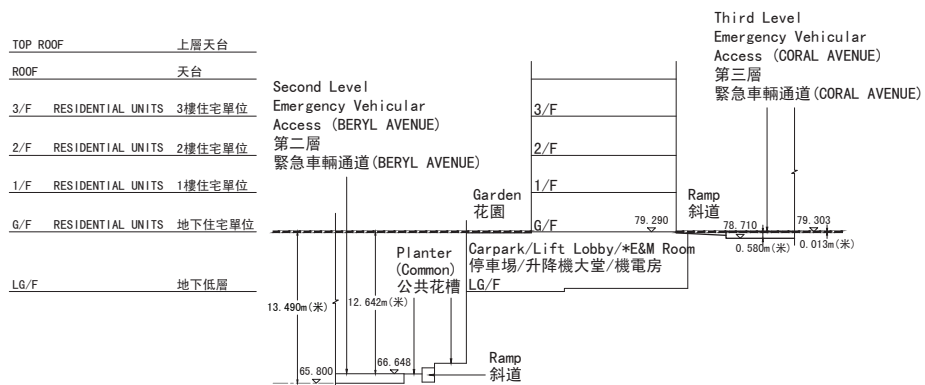


- Dotted line denotes the level of the lowest residential floor
虛線為最低住宅樓層水平
- ▽ Denotes height (in metres) above the Hong Kong Principal Datum
代表香港主水平基準以上的高度(米)
- * E&M room = Electrical and Mechanical Plant Room 機電房

B = Block = 座 H = House = 洋房

Cross-Section Plan G12
橫截面圖 G12

Block 12
第 12 座



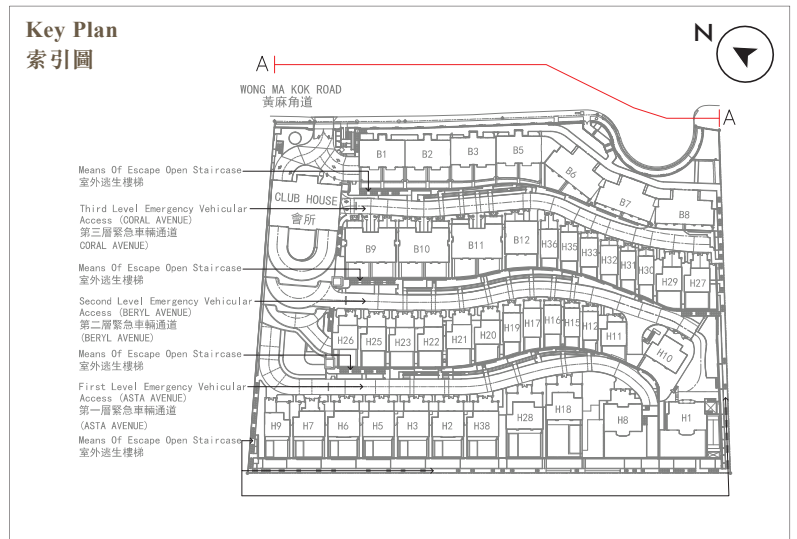
1. The part of Third Level Emergency Vehicular Access (CORAL AVENUE) adjacent to the building is 78.710 metres to 79.303 metres above the Hong Kong Principal Datum.
2. The part of Second Level Emergency Vehicular Access (BERYL AVENUE) adjacent to the building is 65.800 metres to 66.648 metres above the Hong Kong Principal Datum.

1. 毗連建築物的一段第三層緊急車輛通道(CORAL AVENUE)為香港主水平基準以上78.710米至79.303米。
2. 毗連建築物的一段第二層緊急車輛通道(BERYL AVENUE)為香港主水平基準以上65.800米至66.648米。

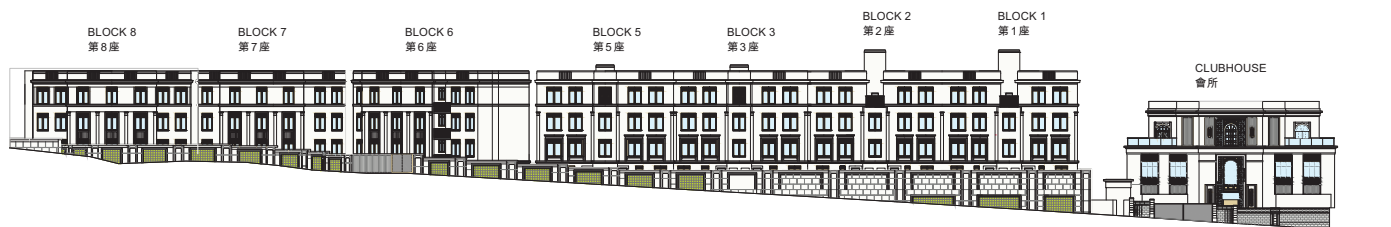
This page left blank intentionally
本頁故意留白

20. ELEVATION PLAN 立面圖

Elevation Plan A 立面圖 A



B = Block = 座 H = House = 洋房



The Authorized Person for the Development has certified that the elevations shown on this plan :

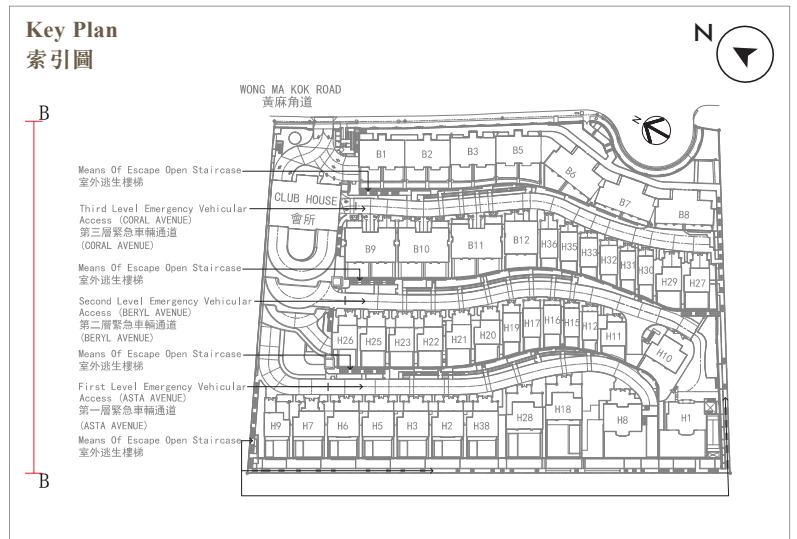
1. are prepared on the basis of the approved building plans for the Development as of 8 December 2022 and 6 June 2023; and
2. are in general accordance with the outward appearance of the Development.

發展項目的認可人士已證明本圖所顯示的立面：

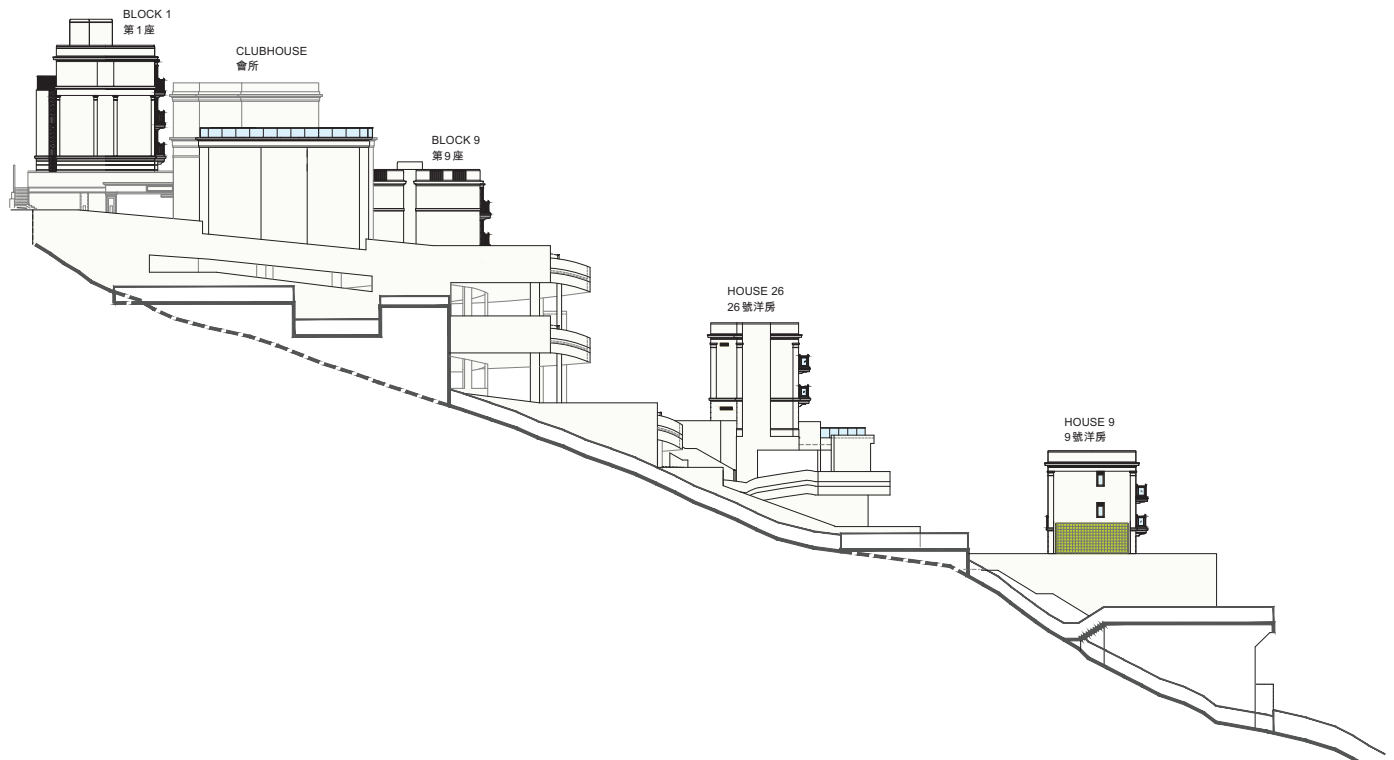
1. 以 2022 年 12 月 8 日及 2023 年 6 月 6 日的情況為準的發展項目的經批准的建築圖則為基礎擬備；及
2. 大致上與發展項目的外觀一致。

20. ELEVATION PLAN 立面圖

Elevation Plan B 立面圖 B



B = Block = 座 H = House = 洋房



The Authorized Person for the Development has certified that the elevations shown on this plan :

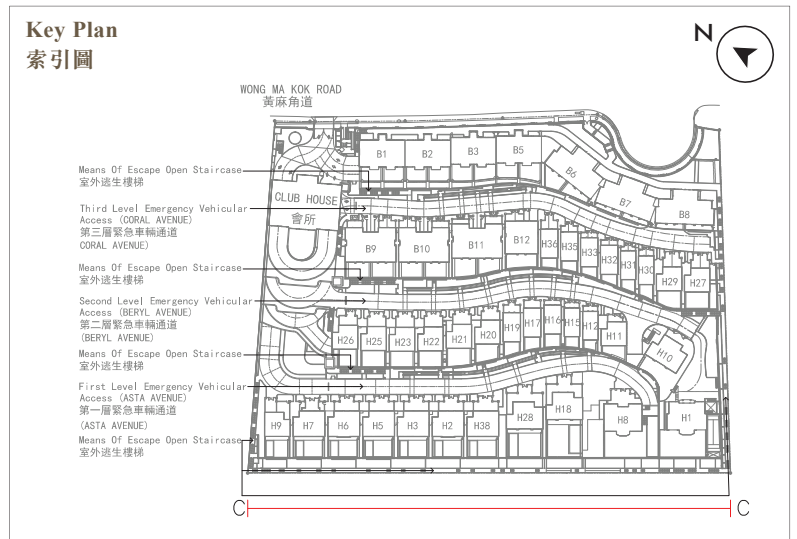
1. are prepared on the basis of the approved building plans for the Development as of 8 December 2022 and 6 June 2023; and
2. are in general accordance with the outward appearance of the Development.

發展項目的認可人士已證明本圖所顯示的立面：

1. 以2022年12月8日及2023年6月6日的情況為準的發展項目的經批准的建築圖則為基礎擬備；及
2. 大致上與發展項目的外觀一致。

20. ELEVATION PLAN 立面圖

Elevation Plan C 立面圖 C



B = Block = 座 H = House = 洋房



The Authorized Person for the Development has certified that the elevations shown on this plan :

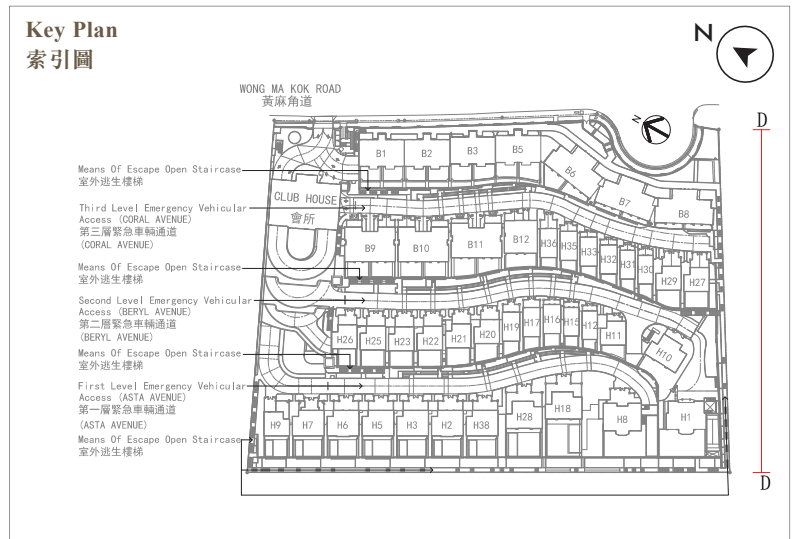
1. are prepared on the basis of the approved building plans for the Development as of 8 December 2022 and 6 June 2023; and
2. are in general accordance with the outward appearance of the Development.

發展項目的認可人士已證明本圖所顯示的立面：

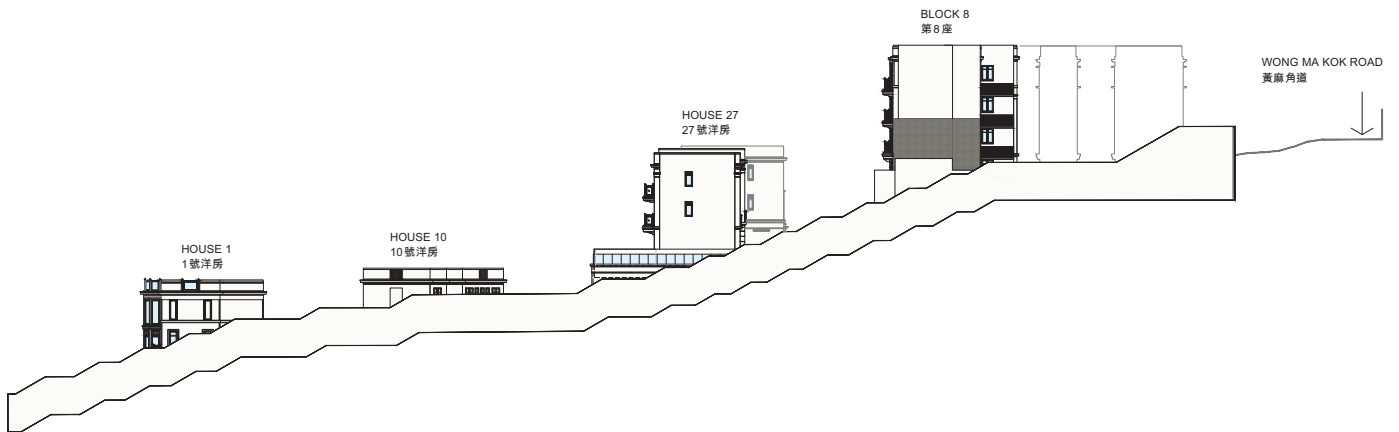
1. 以 2022 年 12 月 8 日及 2023 年 6 月 6 日的情況為準的發展項目的經批准的建築圖則為基礎擬備；及
2. 大致上與發展項目的外觀一致。

20. ELEVATION PLAN 立面圖

Elevation Plan D 立面圖 D



B = Block = 座 H = House = 洋房



The Authorized Person for the Development has certified that the elevations shown on this plan :

1. are prepared on the basis of the approved building plans for the Development as of 8 December 2022 and 6 June 2023; and
2. are in general accordance with the outward appearance of the Development.

發展項目的認可人士已證明本圖所顯示的立面：

1. 以 2022 年 12 月 8 日及 2023 年 6 月 6 日的情況為準的發展項目的經批准的建築圖則為基礎擬備；及
2. 大致上與發展項目的外觀一致。

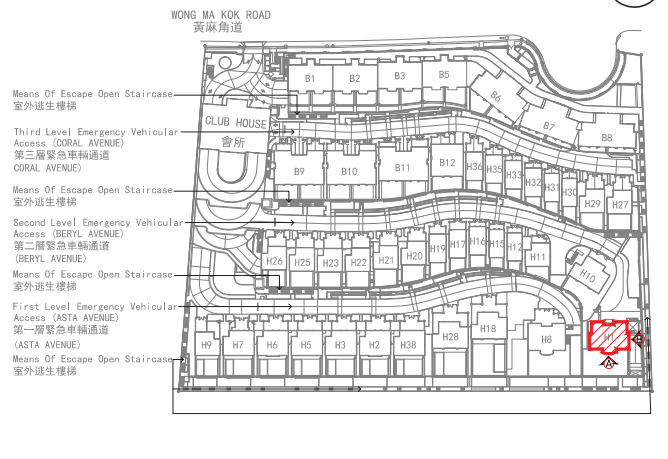
20. ELEVATION PLAN 立面圖

House 1 1號洋房

Elevation Plan A (As Per Approved General Building Plan)
立面圖 A (根據批准建築圖則)




Key Plan
索引圖



B = Block = 座 H = House = 洋房

Elevation Plan A (Latest Elevation Plan)
立面圖 A (現狀立面圖)



Elevation Plan B
立面圖 B



Authorized Person for the Development has certified that the elevations shown on the plans :-

- are prepared on the basis of the approved Building Plans for the Development as of 8 December 2022 and 6 June, 2023; and
- are in general accordance with the outward appearance of the Development.

Notes:

- Certain part of House 1 has been altered by way of minor works, designated exempted works, or exempted works under the Buildings Ordinance after completion of the Development, the latest condition of which is shown on the relevant elevation plan showing latest elevation. The alteration works are as follows:
 - Alternation of protective barrier.
- Please refer to same page of this sales brochure in studying items of minor works, designated exempted works or exempted works under the Buildings Ordinance made in this unit as indicated with blue wavy line ().

發展項目的認可人士已證明此等圖顯示的立面:-

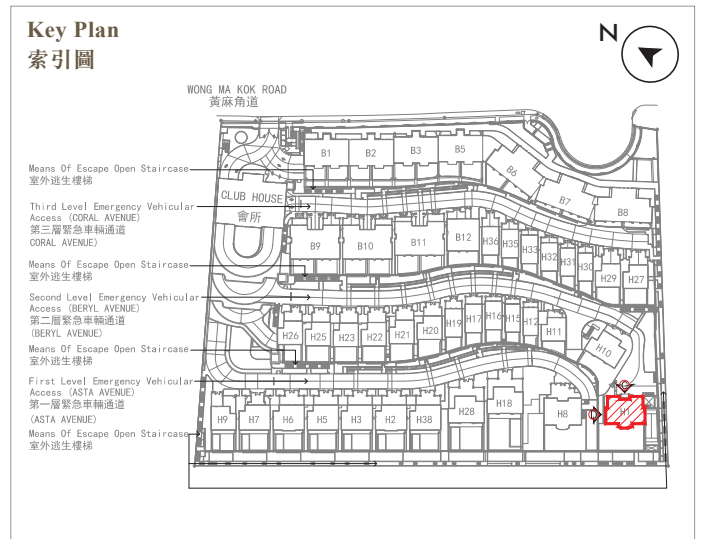
- 以2022年12月8日及2023年6月6日的情況為準的發展項目的經批准的建築圖則為基礎擬備；及
- 大致上與發展項目的外觀一致。

備註：

- 1號洋房某些部份因在發展項目落成後進行小型工程、指定豁免工程或獲《建築物條例》豁免的工程而有所改動，現狀請參閱有關現狀立面圖。該等改動如下：
 - 改動防護欄障。
- 請參閱本售樓說明書本頁以協助閱讀本單位以藍色曲線 () 顯示之有關已完成的小型工程、指定豁免工程或獲《建築物條例》豁免的工程。

20. ELEVATION PLAN
立面圖

House 1
1號洋房



B = Block = 座 H = House = 洋房

Elevation Plan C
立面圖 C



Elevation Plan D
立面圖 D



Authorized Person for the Development has certified that the elevations shown on the plans :-

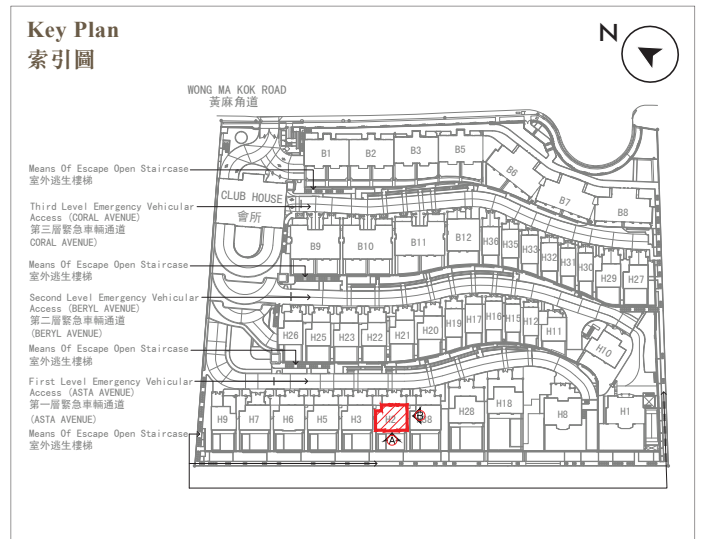
- (a) are prepared on the basis of the approved Building Plans for the Development as of 8 December 2022 and 6 June, 2023; and
- (b) are in general accordance with the outward appearance of the Development.

發展項目的認可人士已證明此等圖顯示的立面:-

- (a) 以2022年12月8日及2023年6月6日的情況為準的發展項目的經批准的建築圖則為基礎擬備；及
- (b) 大致上與發展項目的外觀一致。

20. ELEVATION PLAN
立面圖

House 2
2號洋房



B = Block = 座 H = House = 洋房

Elevation Plan A
立面圖 A



Elevation Plan B
立面圖 B



Authorized Person for the Development has certified that the elevations shown on the plans :-

- (a) are prepared on the basis of the approved Building Plans for the Development as of 8 December 2022 and 6 June 2023; and
- (b) are in general accordance with the outward appearance of the Development.

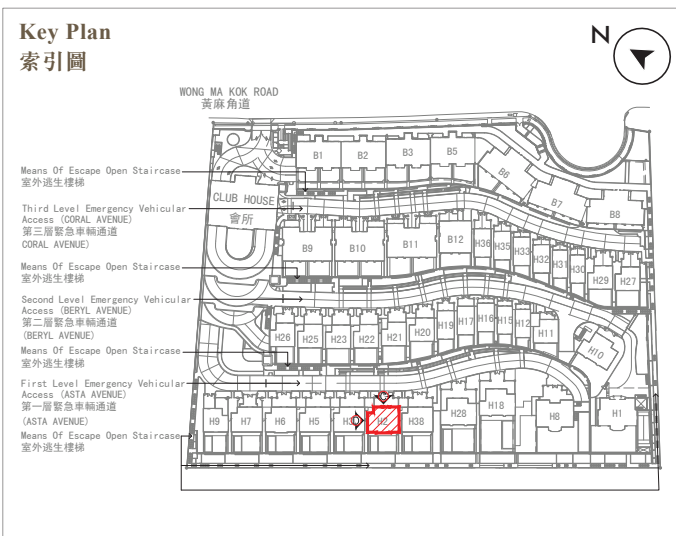
發展項目的認可人士已證明此等圖顯示的立面:-

- (a) 以2022年12月8日及2023年6月6日的情況為準的發展項目的經批准的建築圖則為基礎擬備；及
- (b) 大致上與發展項目的外觀一致。

20. ELEVATION PLAN 立面圖

House 2 2號洋房

Elevation Plan C (As Per Approved General Building Plan) 立面圖 C (根據批准建築圖則)



B = Block = 座 H = House = 洋房

Elevation Plan C (As-is Elevation Plan) 立面圖 C (現狀立面圖)



Elevation Plan D 立面圖 D



Authorized Person for the Development has certified that the elevations shown on the plans :-

- (a) are prepared on the basis of the approved Building Plans for the Development as of 8 December 2022 and 6 June 2023; and
- (b) are in general accordance with the outward appearance of the Development.

Notes:

1. Certain part of House 2 has been altered by way of minor works, designated exempted works, or exempted works under the Buildings Ordinance after completion of the Development, the latest condition of which is shown on the relevant elevation plan showing latest elevation. The alteration works are as follows:
 - ① Alternation of window sub-frame.
2. Please refer to same page of this sales brochure in studying items of minor works, designated exempted works or exempted works under the Buildings Ordinance made in this unit as indicated with blue wavy line ().

發展項目的認可人士已證明此等圖顯示的立面:-

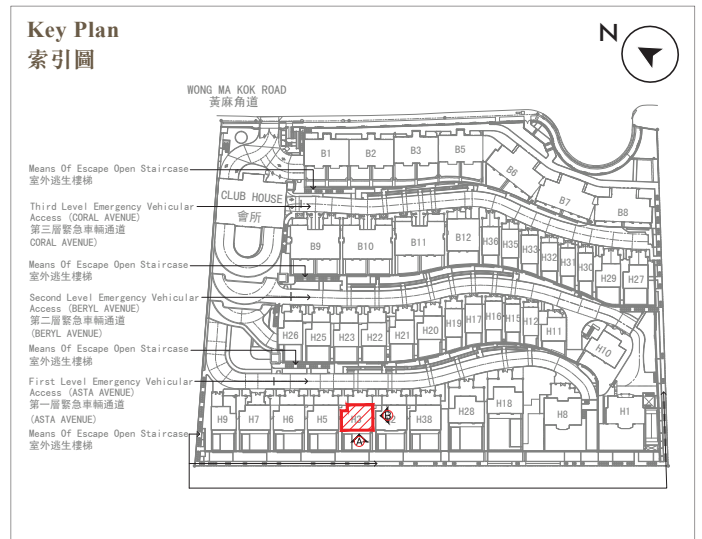
- (a) 以2022年12月8日及2023年6月6日的情況為準的發展項目的經批准的建築圖則為基礎擬備；及
- (b) 大致上與發展項目的外觀一致。

備註：

1. 2號洋房某些部份因在發展項目落成後進行小型工程、指定豁免工程或獲《建築物條例》豁免的工程而有所改動，現狀請參閱有關現狀立面圖。該等改動如下：
 - ① 改動窗的輔助框。
2. 請參閱本售樓說明書本頁以協助閱讀本單位以藍色曲線 () 顯示之有關已完成的小型工程、指定豁免工程或獲《建築物條例》豁免的工程。

20. ELEVATION PLAN
立面圖

House 3
3號洋房



B = Block = 座 H = House = 洋房

Elevation Plan A
立面圖 A



Elevation Plan B
立面圖 B



Authorized Person for the Development has certified that the elevations shown on the plans :-

- (a) are prepared on the basis of the approved Building Plans for the Development as of 8 December 2022 and 6 June 2023; and
- (b) are in general accordance with the outward appearance of the Development.

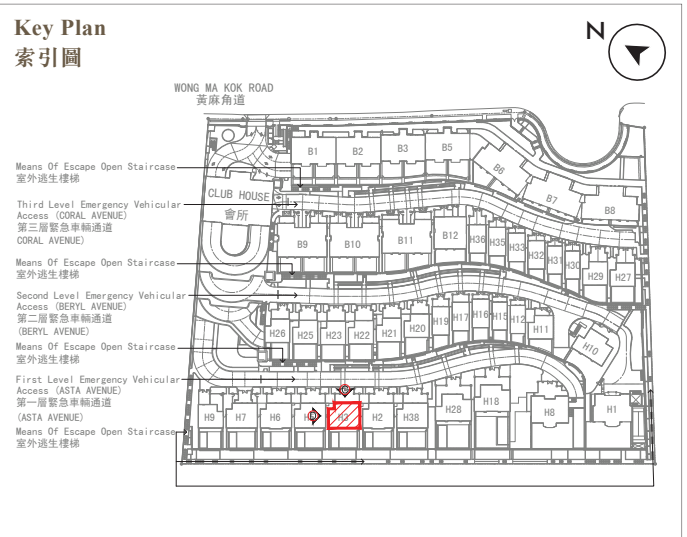
發展項目的認可人士已證明此等圖顯示的立面 :-

- (a) 以 2022 年 12 月 8 日及 2023 年 6 月 6 日的情況為準的發展項目的經批准的建築圖則為基礎擬備；及
- (b) 大致上與發展項目的外觀一致。

20. ELEVATION PLAN 立面圖

House 3 3號洋房

Elevation Plan C (As Per Approved General Building Plan) 立面圖 C (根據批准建築圖則)

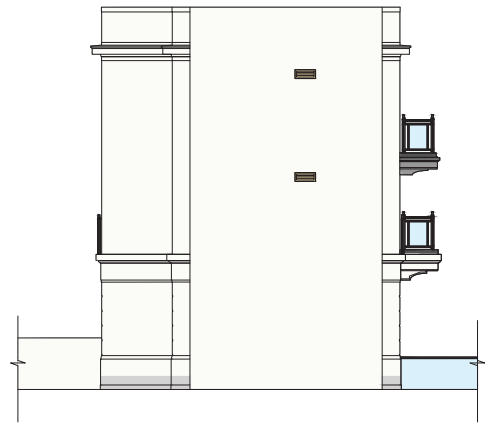


B = Block = 座 H = House = 洋房

Elevation Plan C (As-is Elevation Plan) 立面圖 C (現狀立面圖)



Elevation Plan D 立面圖 D



Authorized Person for the Development has certified that the elevations shown on the plans :-

- are prepared on the basis of the approved Building Plans for the Development as of 8 December 2022 and 6 June 2023; and
- are in general accordance with the outward appearance of the Development.

Notes:

- Certain part of House 3 has been altered by way of minor works, designated exempted works, or exempted works under the Buildings Ordinance after completion of the Development, the latest condition of which is shown on the relevant elevation plan showing latest elevation. The alteration works are as follows:
 - Alternation of window sub-frame.
- Please refer to same page of this sales brochure in studying items of minor works, designated exempted works or exempted works under the Buildings Ordinance made in this unit as indicated with blue wavy line ().

發展項目的認可人士已證明此等圖顯示的立面:-

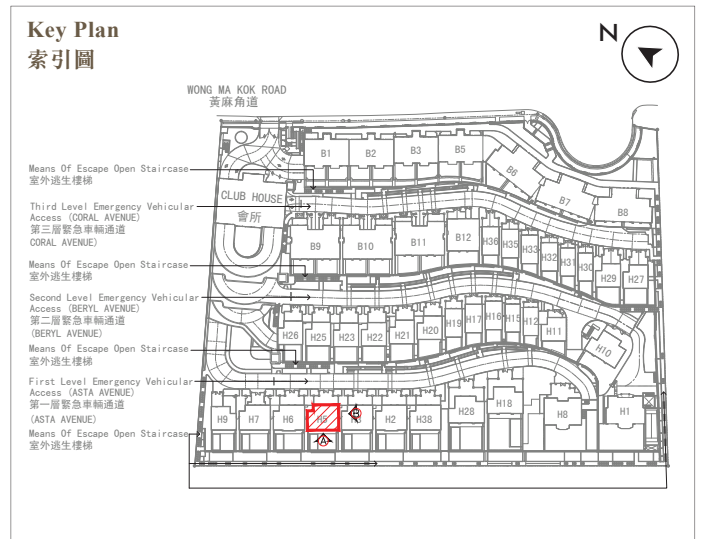
- 以2022年12月8日及2023年6月6日的情況為準的發展項目的經批准的建築圖則為基礎擬備；及
- 大致上與發展項目的外觀一致。

備註：

- 3號洋房某些部份因在發展項目落成後進行小型工程、指定豁免工程或獲《建築物條例》豁免的工程而有所改動，現狀請參閱有關現狀立面圖。該等改動如下：
 - 改動窗的輔助框。
- 請參閱本售樓說明書本頁以協助閱讀本單位以藍色曲線 () 顯示之有關已完成的小型工程、指定豁免工程或獲《建築物條例》豁免的工程。

20. ELEVATION PLAN
立面圖

House 5
5號洋房



B = Block = 座 H = House = 洋房

Elevation Plan A
立面圖 A



Elevation Plan B
立面圖 B



Authorized Person for the Development has certified that the elevations shown on the plans :-

- (a) are prepared on the basis of the approved Building Plans for the Development as of 8 December 2022 and 6 June 2023; and
- (b) are in general accordance with the outward appearance of the Development.

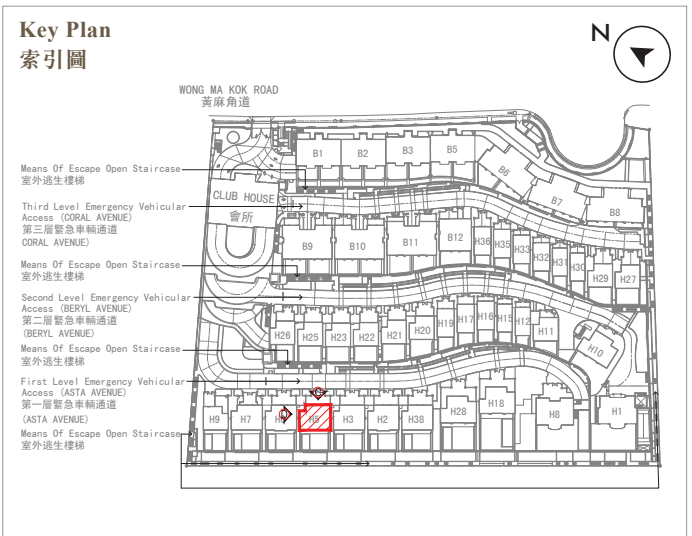
發展項目的認可人士已證明此等圖顯示的立面:-

- (a) 以2022年12月8日及2023年6月6日的情況為準的發展項目的經批准的建築圖則為基礎擬備；及
- (b) 大致上與發展項目的外觀一致。

20. ELEVATION PLAN 立面圖

House 5 5號洋房

Elevation Plan C (As Per Approved General Building Plan) 立面圖 C (根據批准建築圖則)

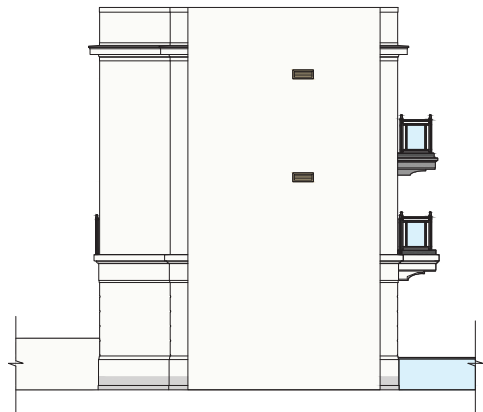


B = Block = 座 H = House = 洋房

Elevation Plan C (As-is Elevation Plan) 立面圖 C (現狀立面圖)



Elevation Plan D 立面圖 D



Authorized Person for the Development has certified that the elevations shown on the plans :-

- (a) are prepared on the basis of the approved Building Plans for the Development as of 8 December 2022 and 6 June 2023; and
- (b) are in general accordance with the outward appearance of the Development.

Notes:

1. Certain part of House 5 has been altered by way of minor works, designated exempted works, or exempted works under the Buildings Ordinance after completion of the Development, the latest condition of which is shown on the relevant elevation plan showing latest elevation. The alteration works are as follows:
 - ① Alternation of window sub-frame.
2. Please refer to same page of this sales brochure in studying items of minor works, designated exempted works or exempted works under the Buildings Ordinance made in this unit as indicated with blue wavy line ().

發展項目的認可人士已證明此等圖顯示的立面:-

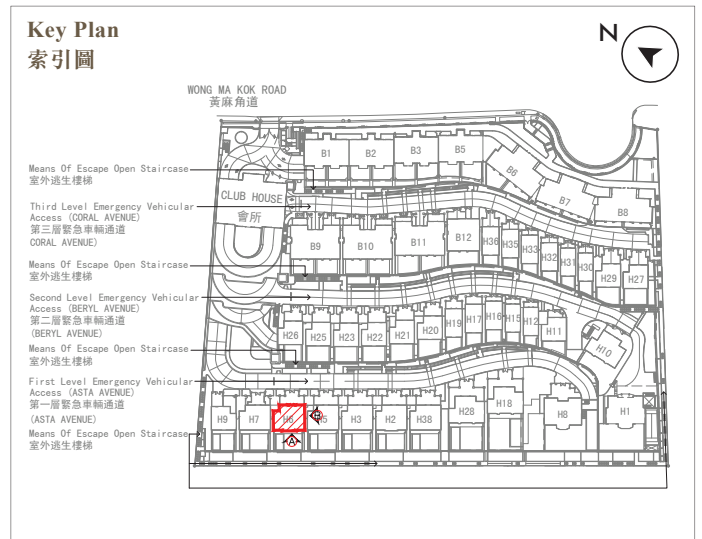
- (a) 以2022年12月8日及2023年6月6日的情況為準的發展項目的經批准的建築圖則為基礎擬備；及
- (b) 大致上與發展項目的外觀一致。

備註：

1. 5號洋房某些部份因在發展項目落成後進行小型工程、指定豁免工程或獲《建築物條例》豁免的工程而有所改動，現狀請參閱有關現狀立面圖。該等改動如下：
 - ① 改動窗的輔助框。
2. 請參閱本售樓說明書本頁以協助閱讀本單位以藍色曲線 () 顯示之有關已完成的小型工程、指定豁免工程或獲《建築物條例》豁免的工程。

20. ELEVATION PLAN
立面圖

House 6
6號洋房



B = Block = 座 H = House = 洋房

Elevation Plan A
立面圖 A



Elevation Plan B
立面圖 B



Authorized Person for the Development has certified that the elevations shown on the plans :-

- (a) are prepared on the basis of the approved Building Plans for the Development as of 8 December 2022 and 6 June 2023; and
- (b) are in general accordance with the outward appearance of the Development.

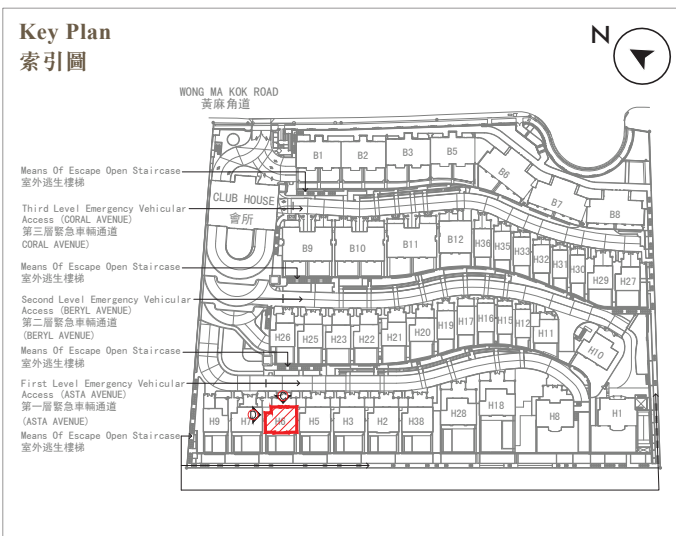
發展項目的認可人士已證明此等圖顯示的立面:-

- (a) 以2022年12月8日及2023年6月6日的情況為準的發展項目的經批准的建築圖則為基礎擬備；及
- (b) 大致上與發展項目的外觀一致。

20. ELEVATION PLAN 立面圖


House 6 6號洋房

Elevation Plan C (As Per Approved General Building Plan) 立面圖 C (根據批准建築圖則)

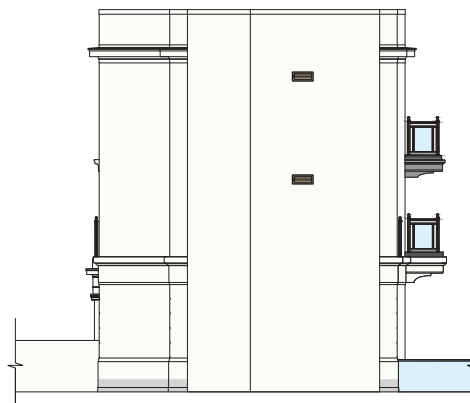


B = Block = 座 H = House = 洋房

Elevation Plan C (As-is Elevation Plan) 立面圖 C (現狀立面圖)



Elevation Plan D 立面圖 D



Authorized Person for the Development has certified that the elevations shown on the plans :-

- are prepared on the basis of the approved Building Plans for the Development as of 8 December 2022 and 6 June 2023; and
- are in general accordance with the outward appearance of the Development.

Notes:

- Certain part of House 6 has been altered by way of minor works, designated exempted works, or exempted works under the Buildings Ordinance after completion of the Development, the latest condition of which is shown on the relevant elevation plan showing latest elevation. The alteration works are as follows:
 - Alternation of window sub-frame.
- Please refer to same page of this sales brochure in studying items of minor works, designated exempted works or exempted works under the Buildings Ordinance made in this unit as indicated with blue wavy line ().

發展項目的認可人士已證明此等圖顯示的立面:-

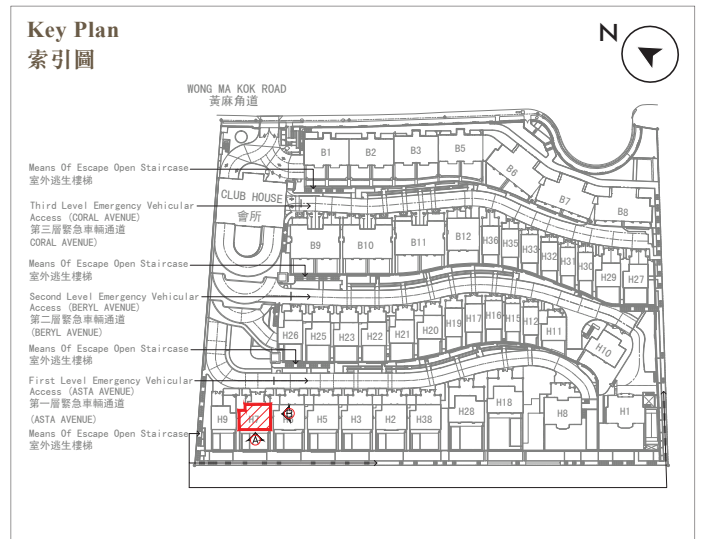
- 以2022年12月8日及2023年6月6日的情況為準的發展項目的經批准的建築圖則為基礎擬備；及
- 大致上與發展項目的外觀一致。

備註：

- 6號洋房某些部份因在發展項目落成後進行小型工程、指定豁免工程或獲《建築物條例》豁免的工程而有所改動，現狀請參閱有關現狀立面圖。該等改動如下：
 - 改動窗的輔助框。
- 請參閱本售樓說明書本頁以協助閱讀本單位以藍色曲線 () 顯示之有關已完成的小型工程、指定豁免工程或獲《建築物條例》豁免的工程。

20. ELEVATION PLAN
立面圖

House 7
7號洋房



B = Block = 座 H = House = 洋房

Elevation Plan A
立面圖 A



Elevation Plan B
立面圖 B



Authorized Person for the Development has certified that the elevations shown on the plans :-

- (a) are prepared on the basis of the approved Building Plans for the Development as of 8 December 2022 and 6 June 2023; and
- (b) are in general accordance with the outward appearance of the Development.

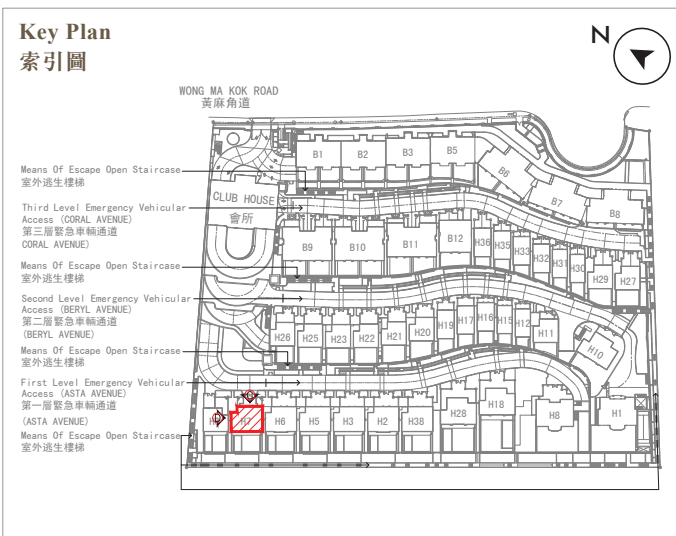
發展項目的認可人士已證明此等圖顯示的立面:-

- (a) 以2022年12月8日及2023年6月6日的情況為準的發展項目的經批准的建築圖則為基礎擬備；及
- (b) 大致上與發展項目的外觀一致。

20. ELEVATION PLAN 立面圖

House 7 7號洋房

Elevation Plan C (As Per Approved General Building Plan) 立面圖 C (根據批准建築圖則)



B = Block = 座 H = House = 洋房

Elevation Plan C (As-is Elevation Plan) 立面圖 C (現狀立面圖)



Elevation Plan D 立面圖 D



Authorized Person for the Development has certified that the elevations shown on the plans :-

- (a) are prepared on the basis of the approved Building Plans for the Development as of 8 December 2022 and 6 June 2023; and
- (b) are in general accordance with the outward appearance of the Development.

Notes:

1. Certain part of House 7 has been altered by way of minor works, designated exempted works, or exempted works under the Buildings Ordinance after completion of the Development, the latest condition of which is shown on the relevant elevation plan showing latest elevation. The alteration works are as follows:
 - ① Alternation of window sub-frame.
2. Please refer to same page of this sales brochure in studying items of minor works, designated exempted works or exempted works under the Buildings Ordinance made in this unit as indicated with blue wavy line ().

發展項目的認可人士已證明此等圖顯示的立面:-

- (a) 以2022年12月8日及2023年6月6日的情況為準的發展項目的經批准的建築圖則為基礎擬備；及
- (b) 大致上與發展項目的外觀一致。

備註：

1. 7號洋房某些部份因在發展項目落成後進行小型工程、指定豁免工程或獲《建築物條例》豁免的工程而有所改動，現狀請參閱有關現狀立面圖。該等改動如下：
 - ① 改動窗的輔助框。
2. 請參閱本售樓說明書本頁以協助閱讀本單位以藍色曲線 () 顯示之有關已完成的小型工程、指定豁免工程或獲《建築物條例》豁免的工程。

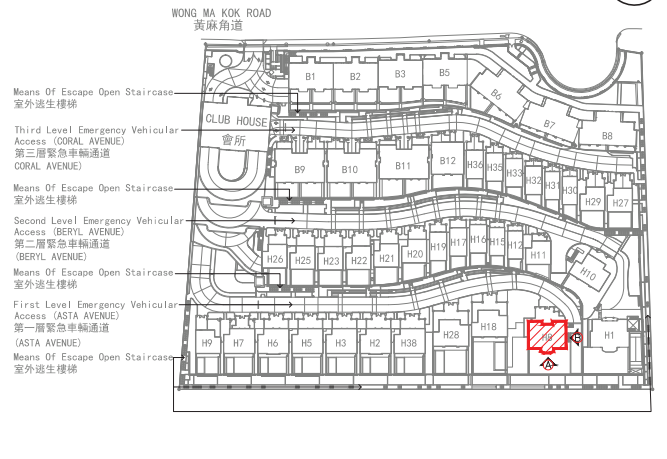
20. ELEVATION PLAN
立面圖

House 8
8號洋房

Elevation Plan A
立面圖 A



Key Plan
索引圖



B = Block = 座 H = House = 洋房

Elevation Plan B (As Per Approved General Building Plan)
立面圖 B (根據批准建築圖則)



Elevation Plan B (Latest Elevation Plan)
立面圖 B (現狀立面圖)



Authorized Person for the Development has certified that the elevations shown on the plans :-

- (a) are prepared on the basis of the approved Building Plans for the Development as of 8 December 2022 and 6 June 2023; and
- (b) are in general accordance with the outward appearance of the Development.

Notes:

1. Certain part of House 8 has been altered by way of minor works, designated exempted works, or exempted works under the Buildings Ordinance after completion of the Development, the latest condition of which is shown on the relevant elevation plan showing latest elevation. The alteration works are as follows:
 - ① Alternation of protective barrier.
2. Please refer to same page of this sales brochure in studying items of minor works, designated exempted works or exempted works under the Buildings Ordinance made in this unit as indicated with blue wavy line ().

發展項目的認可人士已證明此等圖顯示的立面:-

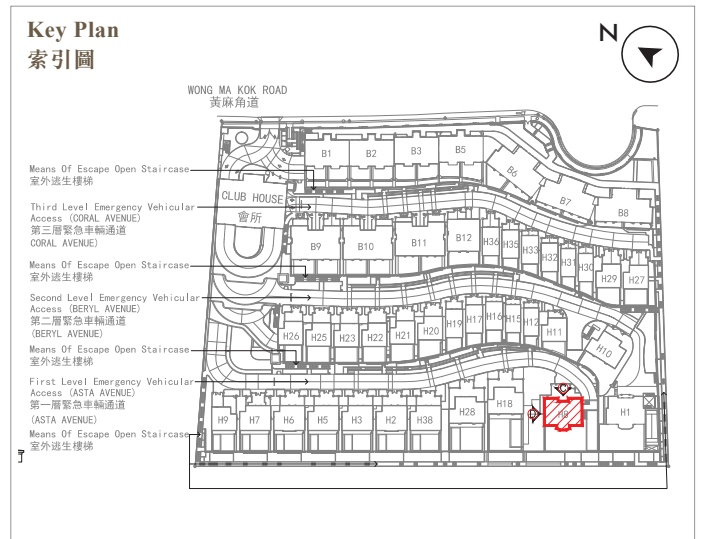
- (a) 以2022年12月8日及2023年6月6日的情況為準的發展項目的經批准的建築圖則為基礎擬備；及
- (b) 大致上與發展項目的外觀一致。

備註：

1. 8號洋房某些部份因在發展項目落成後進行小型工程、指定豁免工程或獲《建築物條例》豁免的工程而有所改動，現狀請參閱有關現狀立面圖。該等改動如下：
 - ① 改動防護欄障。
2. 請參閱本售樓說明書本頁以協助閱讀本單位以藍色曲線 () 顯示之有關已完成的小型工程、指定豁免工程或獲《建築物條例》豁免的工程。

20. ELEVATION PLAN
立面圖

House 8
8號洋房



B = Block = 座 H = House = 洋房

Elevation Plan C
立面圖 C



Elevation Plan D
立面圖 D



Authorized Person for the Development has certified that the elevations shown on the plans :-

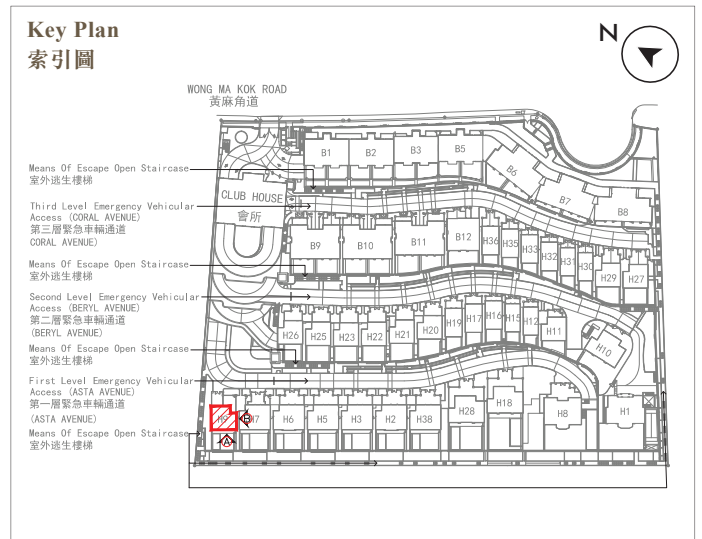
- (a) are prepared on the basis of the approved Building Plans for the Development as of 8 December 2022 and 6 June 2023; and
- (b) are in general accordance with the outward appearance of the Development.

發展項目的認可人士已證明此等圖顯示的立面 :-

- (a) 以2022年12月8日及2023年6月6日的情況為準的發展項目的經批准的建築圖則為基礎擬備；及
- (b) 大致上與發展項目的外觀一致。

20. ELEVATION PLAN
立面圖

House 9
9號洋房



B = Block = 座 H = House = 洋房

Elevation Plan A
立面圖 A



Elevation Plan B
立面圖 B



Authorized Person for the Development has certified that the elevations shown on the plans :-

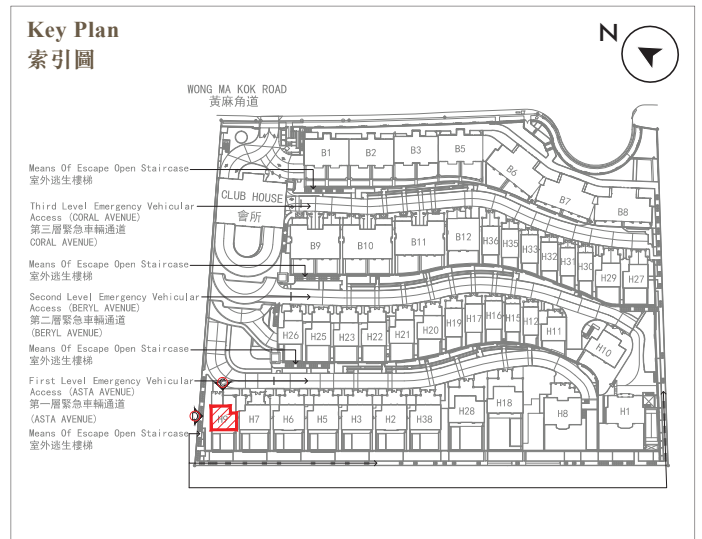
- (a) are prepared on the basis of the approved Building Plans for the Development as of 8 December 2022 and 6 June 2023; and
- (b) are in general accordance with the outward appearance of the Development.

發展項目的認可人士已證明此等圖顯示的立面 :-

- (a) 以 2022 年 12 月 8 日及 2023 年 6 月 6 日的情況為準的發展項目的經批准的建築圖則為基礎擬備；及
- (b) 大致上與發展項目的外觀一致。

20. ELEVATION PLAN
立面圖

House 9
9號洋房



B = Block = 座 H = House = 洋房

Elevation Plan C
立面圖 C



Elevation Plan D
立面圖 D



Authorized Person for the Development has certified that the elevations shown on the plans :-

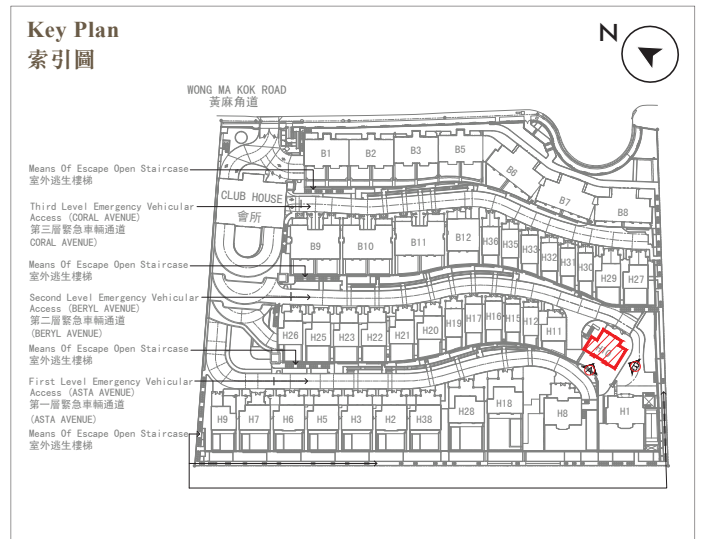
- (a) are prepared on the basis of the approved Building Plans for the Development as of 8 December 2022 and 6 June 2023; and
- (b) are in general accordance with the outward appearance of the Development.

發展項目的認可人士已證明此等圖顯示的立面 :-

- (a) 以 2022 年 12 月 8 日及 2023 年 6 月 6 日的情況為準的發展項目的經批准的建築圖則為基礎擬備；及
- (b) 大致上與發展項目的外觀一致。

20. ELEVATION PLAN
立面圖

House 10
10 號洋房

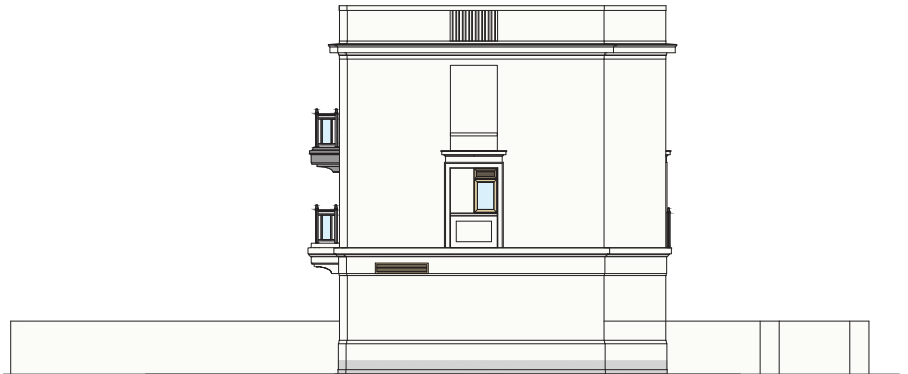


B = Block = 座 H = House = 洋房

Elevation Plan A
立面圖 A



Elevation Plan B
立面圖 B



Authorized Person for the Development has certified that the elevations shown on the plans :-

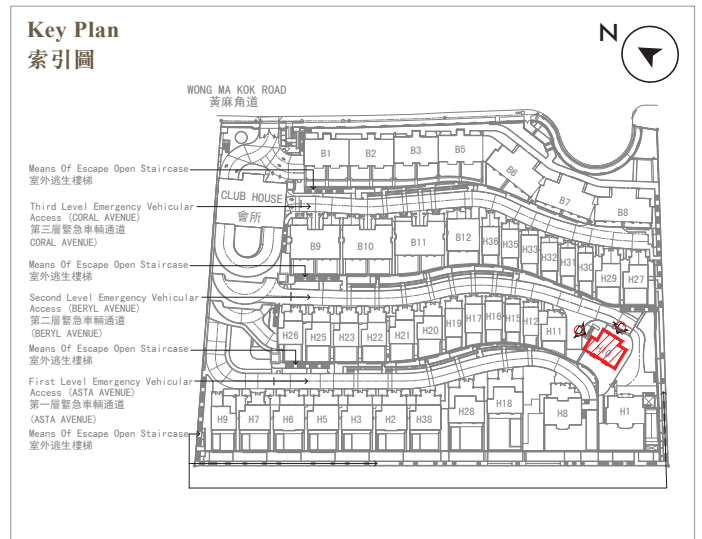
- (a) are prepared on the basis of the approved Building Plans for the Development as of 8 December 2022 and 6 June 2023; and
- (b) are in general accordance with the outward appearance of the Development.

發展項目的認可人士已證明此等圖顯示的立面 :-

- (a) 以 2022 年 12 月 8 日及 2023 年 6 月 6 日的情況為準的發展項目的經批准的建築圖則為基礎擬備；及
- (b) 大致上與發展項目的外觀一致。

20. ELEVATION PLAN
立面圖

House 10
10 號洋房

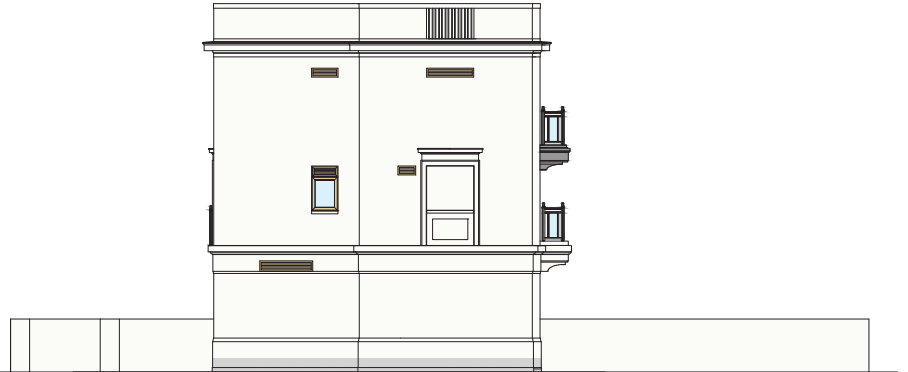


B = Block = 座 H = House = 洋房

Elevation Plan C
立面圖 C



Elevation Plan D
立面圖 D



Authorized Person for the Development has certified that the elevations shown on the plans :-

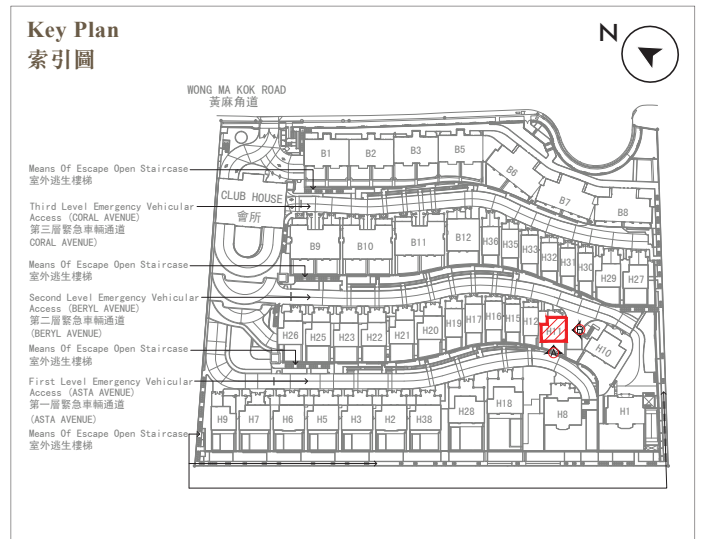
- (a) are prepared on the basis of the approved Building Plans for the Development as of 8 December 2022 and 6 June 2023; and
- (b) are in general accordance with the outward appearance of the Development.

發展項目的認可人士已證明此等圖顯示的立面 :-

- (a) 以 2022 年 12 月 8 日及 2023 年 6 月 6 日的情況為準的發展項目的經批准的建築圖則為基礎擬備；及
- (b) 大致上與發展項目的外觀一致。

20. ELEVATION PLAN
立面圖

House 11
11 號洋房



B = Block = 座 H = House = 洋房

Elevation Plan A
立面圖 A



Elevation Plan B
立面圖 B



Authorized Person for the Development has certified that the elevations shown on the plans :-

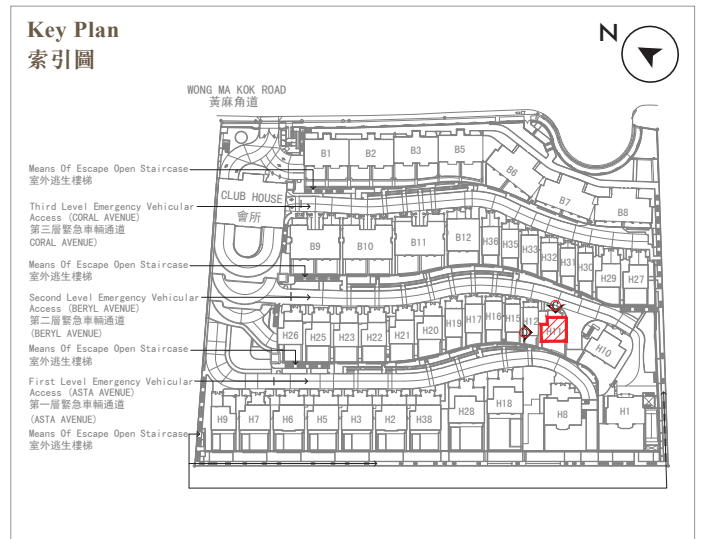
- (a) are prepared on the basis of the approved Building Plans for the Development as of 8 December 2022 and 6 June 2023; and
- (b) are in general accordance with the outward appearance of the Development.

發展項目的認可人士已證明此等圖顯示的立面 :-

- (a) 以 2022 年 12 月 8 日及 2023 年 6 月 6 日的情況為準的發展項目的經批准的建築圖則為基礎擬備；及
- (b) 大致上與發展項目的外觀一致。

20. ELEVATION PLAN
立面圖

House 11
11 號洋房

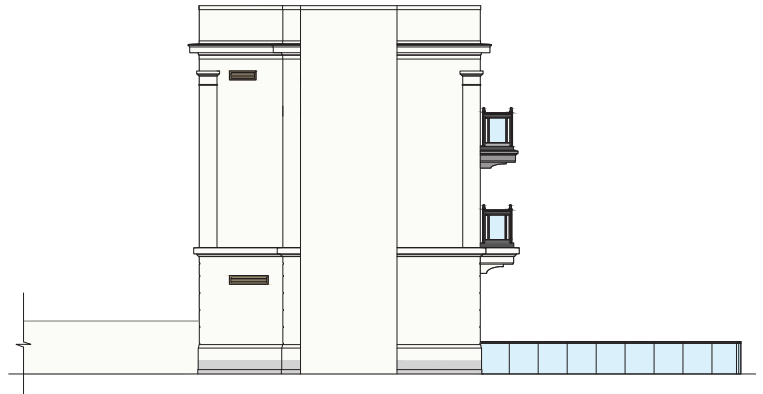


B = Block = 座 H = House = 洋房

Elevation Plan C
立面圖 C



Elevation Plan D
立面圖 D



Authorized Person for the Development has certified that the elevations shown on the plans :-

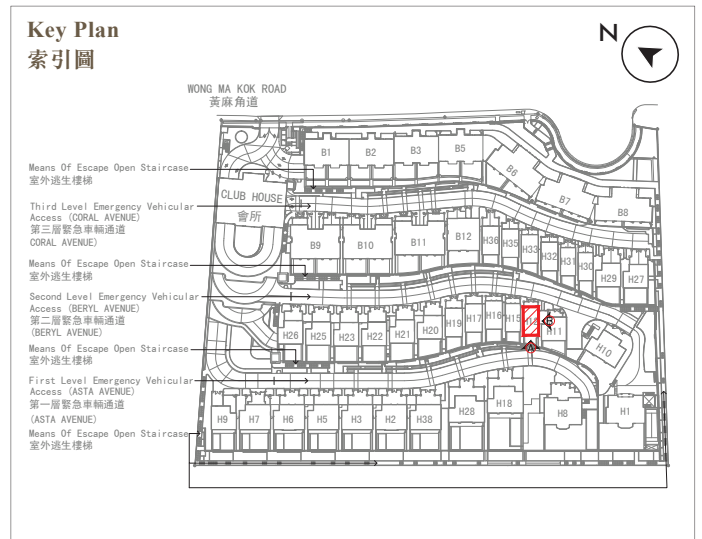
- (a) are prepared on the basis of the approved Building Plans for the Development as of 8 December 2022 and 6 June 2023; and
- (b) are in general accordance with the outward appearance of the Development.

發展項目的認可人士已證明此等圖顯示的立面 :-

- (a) 以 2022 年 12 月 8 日及 2023 年 6 月 6 日的情況為準的發展項目的經批准的建築圖則為基礎擬備；及
- (b) 大致上與發展項目的外觀一致。

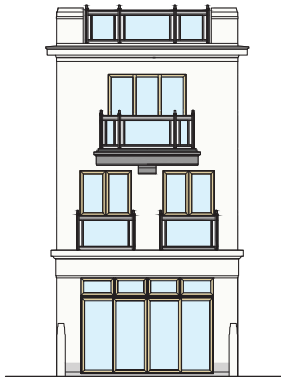
20. ELEVATION PLAN
立面圖

House 12
12 號洋房



B = Block = 座 H = House = 洋房

Elevation Plan A
立面圖 A



Elevation Plan B
立面圖 B



Authorized Person for the Development has certified that the elevations shown on the plans :-

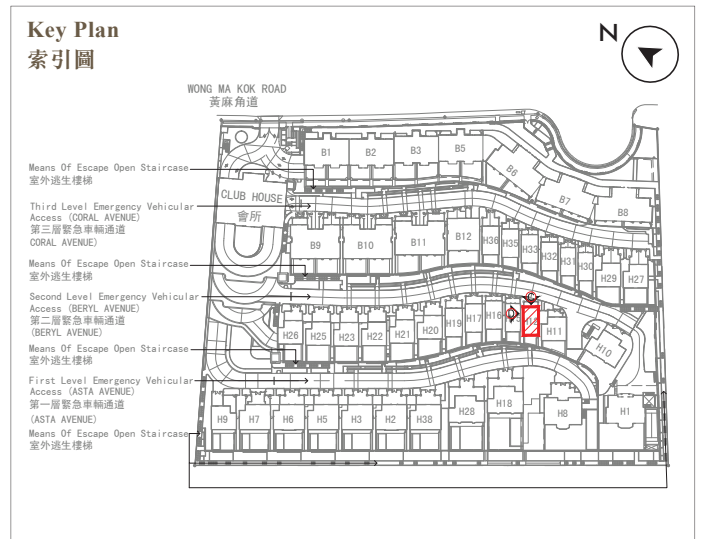
- (a) are prepared on the basis of the approved Building Plans for the Development as of 8 December 2022 and 6 June 2023; and
- (b) are in general accordance with the outward appearance of the Development.

發展項目的認可人士已證明此等圖顯示的立面 :-

- (a) 以 2022 年 12 月 8 日及 2023 年 6 月 6 日的情況為準的發展項目的經批准的建築圖則為基礎擬備；及
- (b) 大致上與發展項目的外觀一致。

20. ELEVATION PLAN
立面圖

House 12
12 號洋房

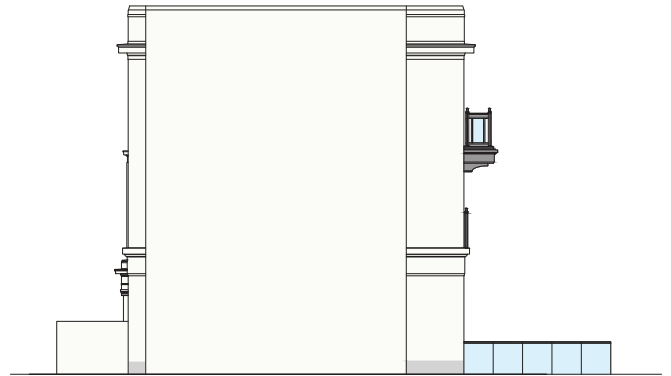


B = Block = 座 H = House = 洋房

Elevation Plan C
立面圖 C



Elevation Plan D
立面圖 D



Authorized Person for the Development has certified that the elevations shown on the plans :-

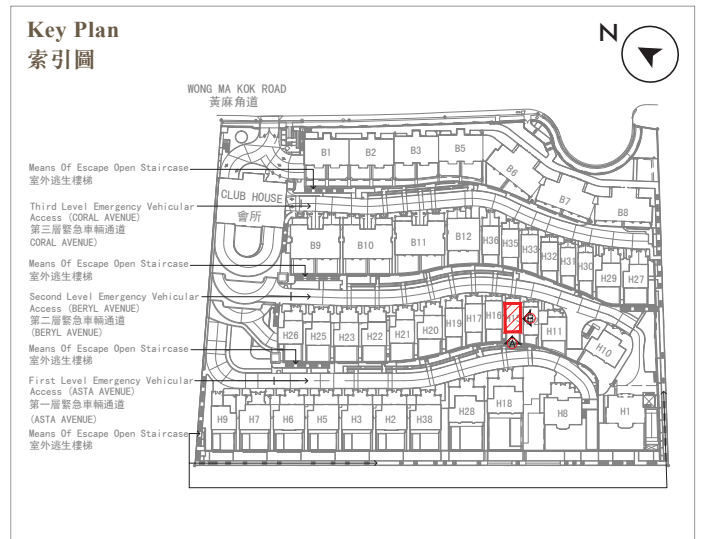
- (a) are prepared on the basis of the approved Building Plans for the Development as of 8 December 2022 and 6 June 2023; and
- (b) are in general accordance with the outward appearance of the Development.

發展項目的認可人士已證明此等圖顯示的立面 :-

- (a) 以 2022 年 12 月 8 日及 2023 年 6 月 6 日的情況為準的發展項目的經批准的建築圖則為基礎擬備；及
- (b) 大致上與發展項目的外觀一致。

20. ELEVATION PLAN
立面圖

House 15
15 號洋房



B = Block = 座 H = House = 洋房

Elevation Plan A
立面圖 A



Elevation Plan B
立面圖 B



Authorized Person for the Development has certified that the elevations shown on the plans :-

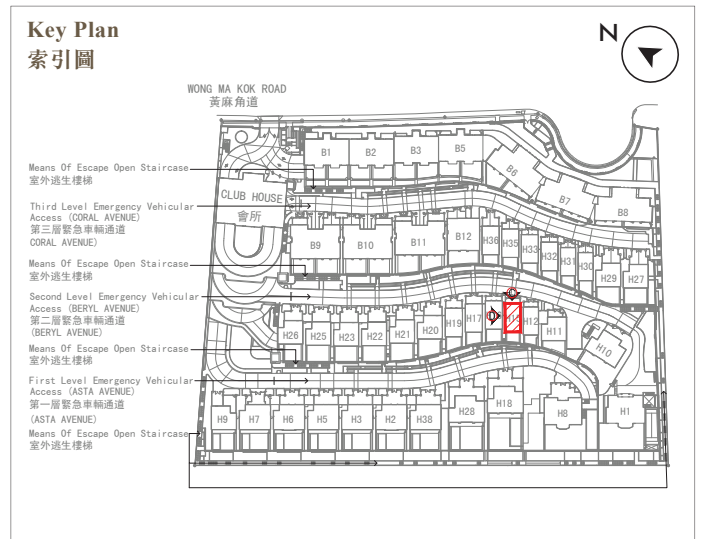
- (a) are prepared on the basis of the approved Building Plans for the Development as of 8 December 2022 and 6 June 2023; and
- (b) are in general accordance with the outward appearance of the Development.

發展項目的認可人士已證明此等圖顯示的立面 :-

- (a) 以 2022 年 12 月 8 日及 2023 年 6 月 6 日的情況為準的發展項目的經批准的建築圖則為基礎擬備；及
- (b) 大致上與發展項目的外觀一致。

20. ELEVATION PLAN
立面圖

House 15
15 號洋房

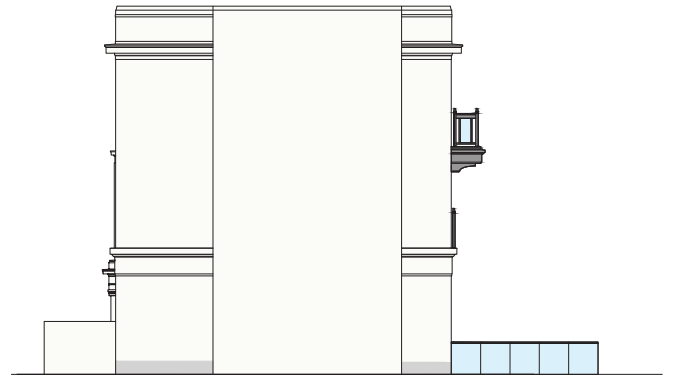


B = Block = 座 H = House = 洋房

Elevation Plan C
立面圖 C



Elevation Plan D
立面圖 D



Authorized Person for the Development has certified that the elevations shown on the plans :-

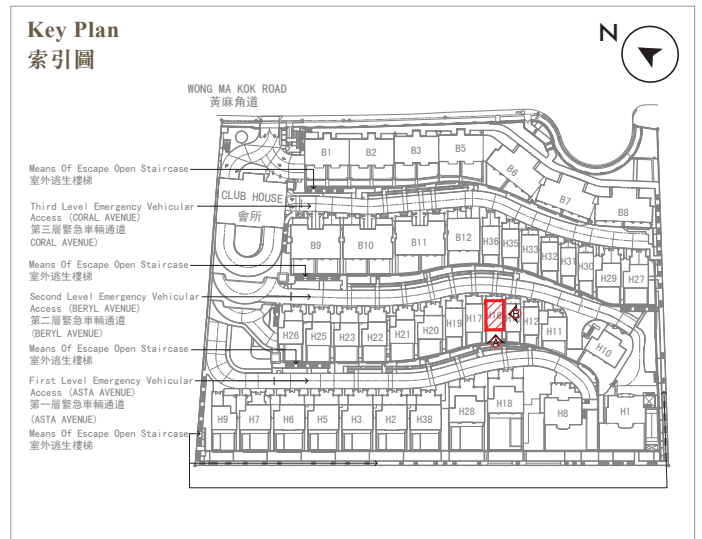
- (a) are prepared on the basis of the approved Building Plans for the Development as of 8 December 2022 and 6 June 2023; and
- (b) are in general accordance with the outward appearance of the Development.

發展項目的認可人士已證明此等圖顯示的立面 :-

- (a) 以 2022 年 12 月 8 日及 2023 年 6 月 6 日的情況為準的發展項目的經批准的建築圖則為基礎擬備；及
- (b) 大致上與發展項目的外觀一致。


20. ELEVATION PLAN
立面圖

House 16
16 號洋房



B = Block = 座 H = House = 洋房

Elevation Plan A
立面圖 A



Elevation Plan B
立面圖 B



Authorized Person for the Development has certified that the elevations shown on the plans :-

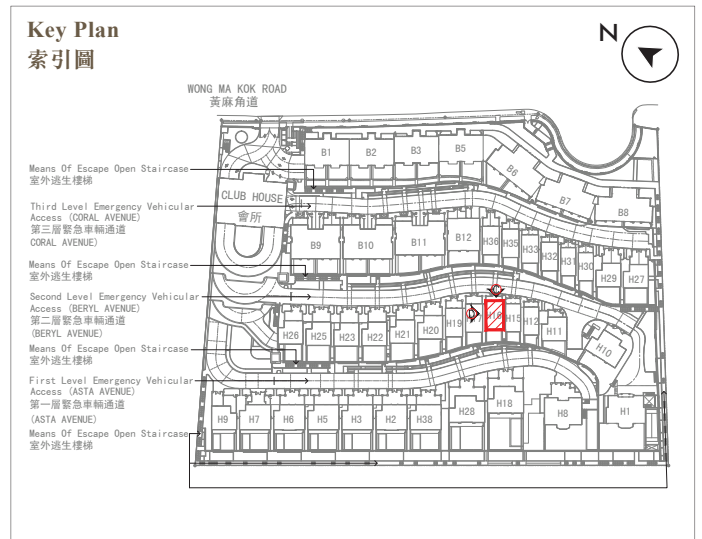
- (a) are prepared on the basis of the approved Building Plans for the Development as of 8 December 2022 and 6 June 2023; and
- (b) are in general accordance with the outward appearance of the Development.

發展項目的認可人士已證明此等圖顯示的立面 :-

- (a) 以 2022 年 12 月 8 日及 2023 年 6 月 6 日的情況為準的發展項目的經批准的建築圖則為基礎擬備；及
- (b) 大致上與發展項目的外觀一致。

20. ELEVATION PLAN
立面圖

House 16
16 號洋房

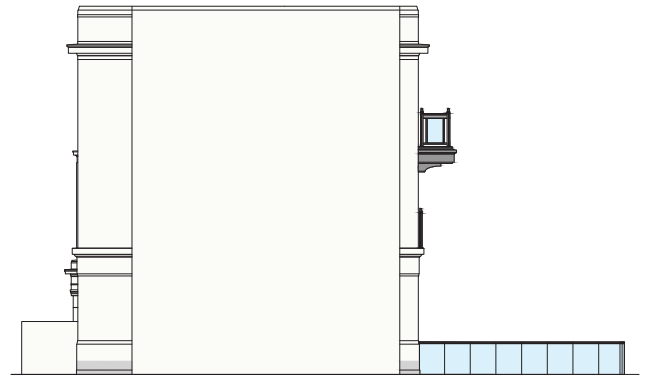


B = Block = 座 H = House = 洋房

Elevation Plan C
立面圖 C



Elevation Plan D
立面圖 D



Authorized Person for the Development has certified that the elevations shown on the plans :-

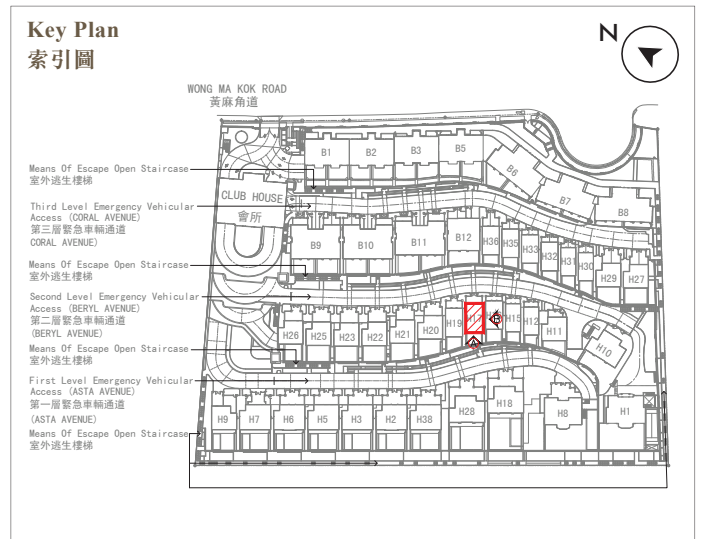
- (a) are prepared on the basis of the approved Building Plans for the Development as of 8 December 2022 and 6 June 2023; and
- (b) are in general accordance with the outward appearance of the Development.

發展項目的認可人士已證明此等圖顯示的立面 :-

- (a) 以 2022 年 12 月 8 日及 2023 年 6 月 6 日的情況為準的發展項目的經批准的建築圖則為基礎擬備；及
- (b) 大致上與發展項目的外觀一致。


20. ELEVATION PLAN
立面圖

House 17
17 號洋房



B = Block = 座 H = House = 洋房

Elevation Plan A
立面圖 A



Elevation Plan B
立面圖 B



Authorized Person for the Development has certified that the elevations shown on the plans :-

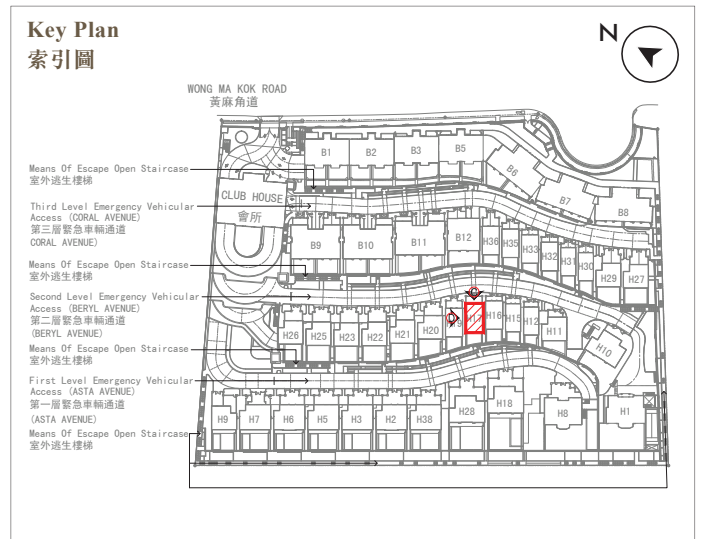
- (a) are prepared on the basis of the approved Building Plans for the Development as of 8 December 2022 and 6 June 2023; and
- (b) are in general accordance with the outward appearance of the Development.

發展項目的認可人士已證明此等圖顯示的立面 :-

- (a) 以 2022 年 12 月 8 日及 2023 年 6 月 6 日的情況為準的發展項目的經批准的建築圖則為基礎擬備；及
- (b) 大致上與發展項目的外觀一致。

20. ELEVATION PLAN
立面圖

House 17
17 號洋房

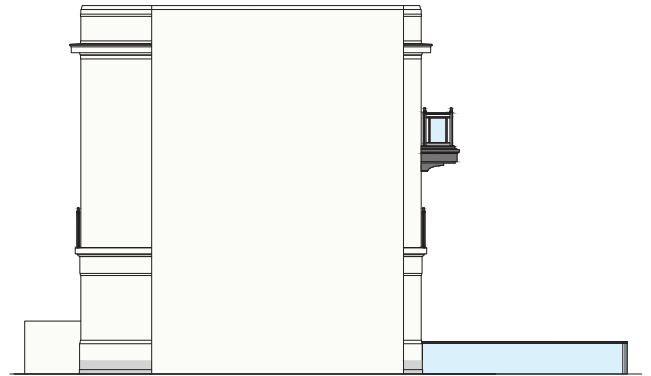


B = Block = 座 H = House = 洋房

Elevation Plan C
立面圖 C



Elevation Plan D
立面圖 D



Authorized Person for the Development has certified that the elevations shown on the plans :-

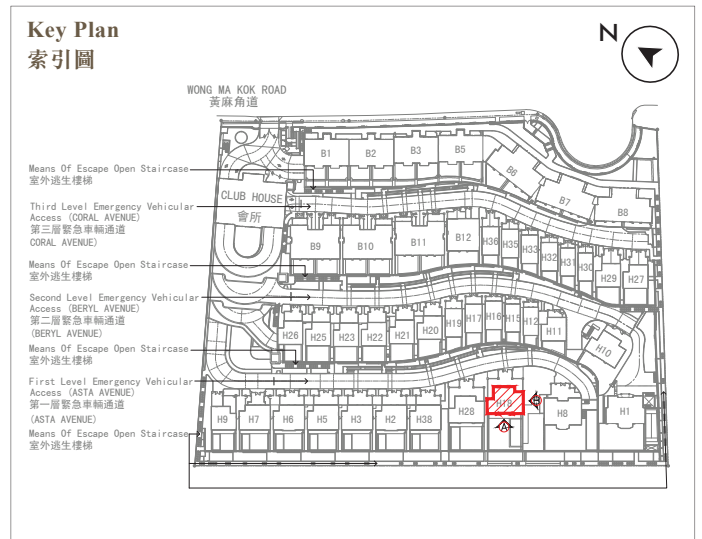
- (a) are prepared on the basis of the approved Building Plans for the Development as of 8 December 2022 and 6 June 2023; and
- (b) are in general accordance with the outward appearance of the Development.

發展項目的認可人士已證明此等圖顯示的立面 :-

- (a) 以 2022 年 12 月 8 日及 2023 年 6 月 6 日的情況為準的發展項目的經批准的建築圖則為基礎擬備；及
- (b) 大致上與發展項目的外觀一致。

20. ELEVATION PLAN
立面圖

House 18
18號洋房

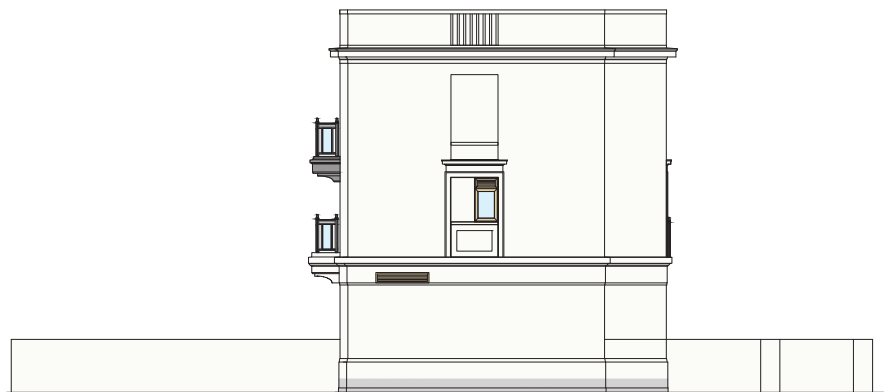


B = Block = 座 H = House = 洋房

Elevation Plan A
立面圖 A



Elevation Plan B
立面圖 B



Authorized Person for the Development has certified that the elevations shown on the plans :-

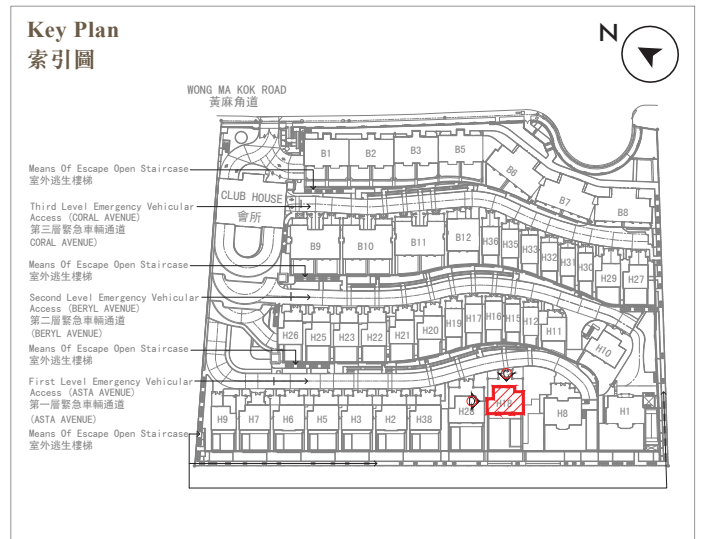
- (a) are prepared on the basis of the approved Building Plans for the Development as of 8 December 2022 and 6 June 2023; and
- (b) are in general accordance with the outward appearance of the Development.

發展項目的認可人士已證明此等圖顯示的立面 :-

- (a) 以 2022 年 12 月 8 日及 2023 年 6 月 6 日的情況為準的發展項目的經批准的建築圖則為基礎擬備；及
- (b) 大致上與發展項目的外觀一致。

20. ELEVATION PLAN
立面圖

House 18
18 號洋房



B = Block = 座 H = House = 洋房

Elevation Plan C
立面圖 C



Elevation Plan D
立面圖 D



Authorized Person for the Development has certified that the elevations shown on the plans :-

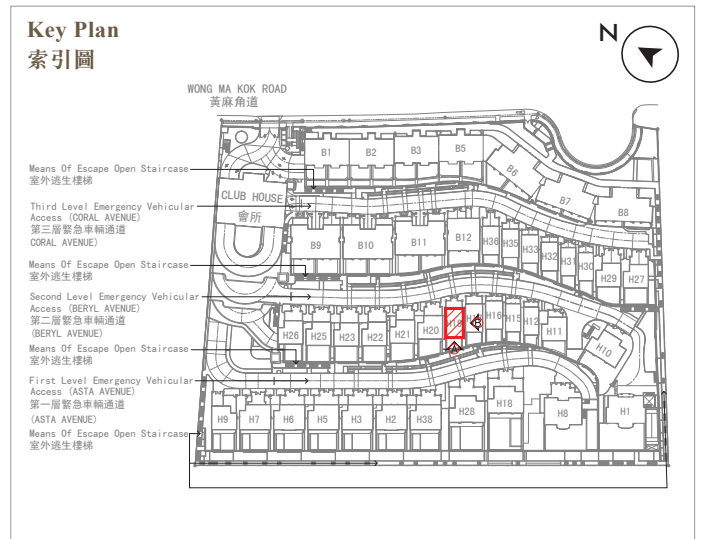
- (a) are prepared on the basis of the approved Building Plans for the Development as of 8 December 2022 and 6 June 2023; and
- (b) are in general accordance with the outward appearance of the Development.

發展項目的認可人士已證明此等圖顯示的立面 :-

- (a) 以 2022 年 12 月 8 日及 2023 年 6 月 6 日的情況為準的發展項目的經批准的建築圖則為基礎擬備；及
- (b) 大致上與發展項目的外觀一致。


20. ELEVATION PLAN
立面圖

House 19
19號洋房

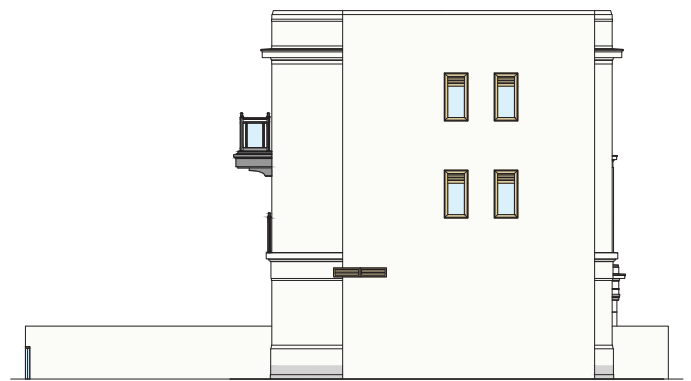


B = Block = 座 H = House = 洋房

Elevation Plan A
立面圖 A



Elevation Plan B
立面圖 B



Authorized Person for the Development has certified that the elevations shown on the plans :-

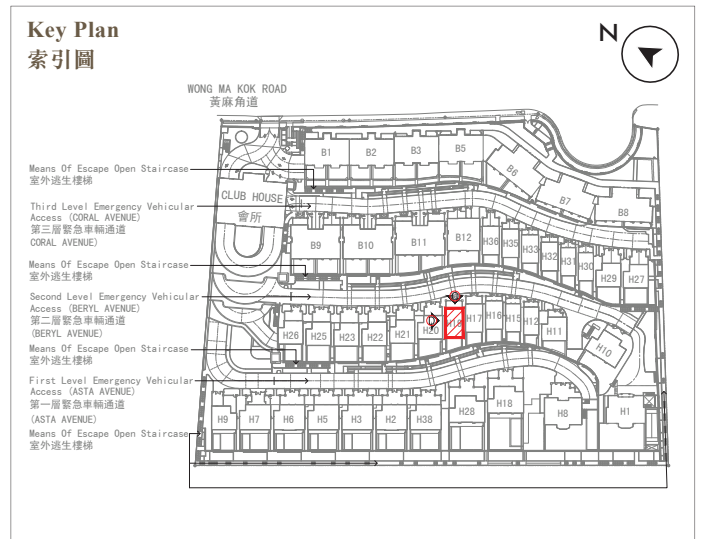
- (a) are prepared on the basis of the approved Building Plans for the Development as of 8 December 2022 and 6 June 2023; and
- (b) are in general accordance with the outward appearance of the Development.

發展項目的認可人士已證明此等圖顯示的立面 :-

- (a) 以 2022 年 12 月 8 日及 2023 年 6 月 6 日的情況為準的發展項目的經批准的建築圖則為基礎擬備；及
- (b) 大致上與發展項目的外觀一致。

20. ELEVATION PLAN
立面圖

House 19
19號洋房

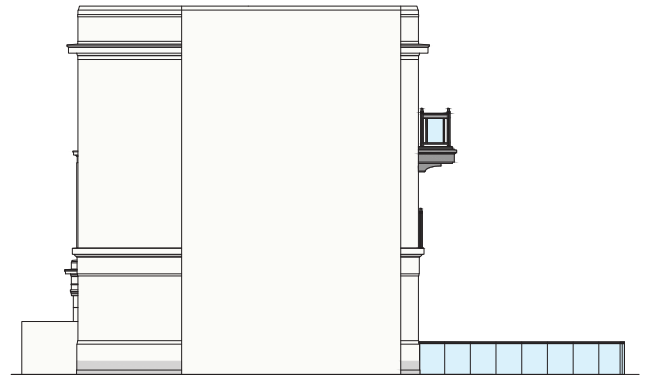


B = Block = 座 H = House = 洋房

Elevation Plan C
立面圖 C



Elevation Plan D
立面圖 D



Authorized Person for the Development has certified that the elevations shown on the plans :-

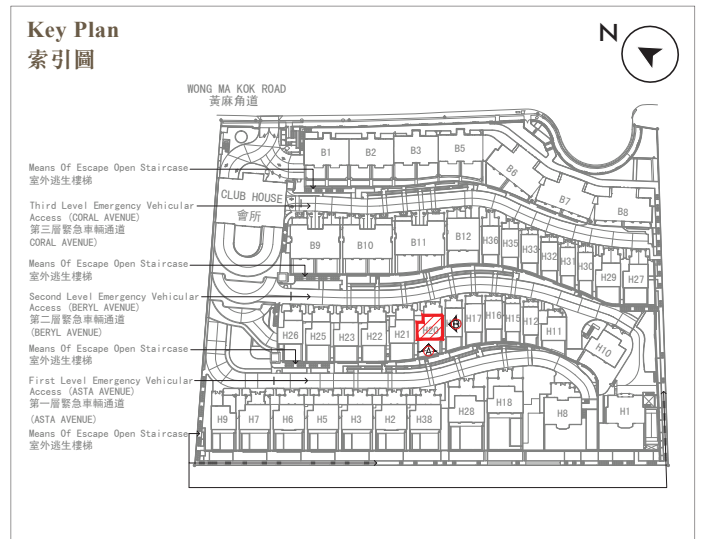
- (a) are prepared on the basis of the approved Building Plans for the Development as of 8 December 2022 and 6 June 2023; and
- (b) are in general accordance with the outward appearance of the Development.

發展項目的認可人士已證明此等圖顯示的立面 :-

- (a) 以 2022 年 12 月 8 日及 2023 年 6 月 6 日的情況為準的發展項目的經批准的建築圖則為基礎擬備；及
- (b) 大致上與發展項目的外觀一致。

20. ELEVATION PLAN
立面圖

House 20
20 號洋房



B = Block = 座 H = House = 洋房

Elevation Plan A
立面圖 A



Elevation Plan B
立面圖 B



Authorized Person for the Development has certified that the elevations shown on the plans :-

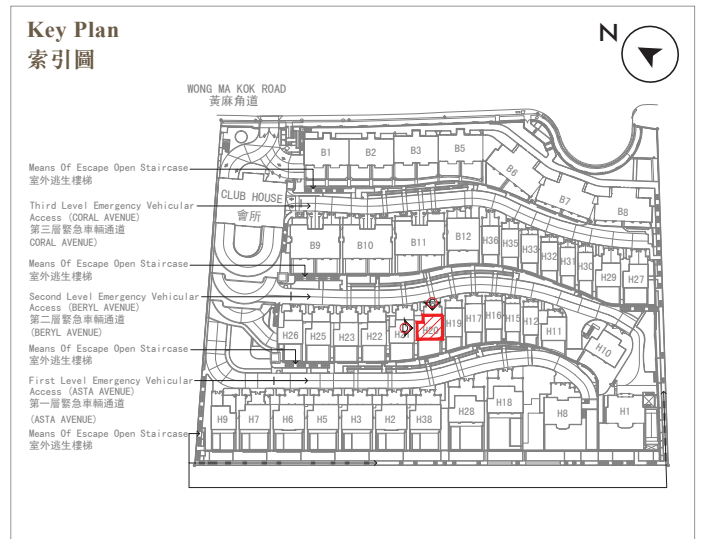
- (a) are prepared on the basis of the approved Building Plans for the Development as of 8 December 2022 and 6 June 2023; and
- (b) are in general accordance with the outward appearance of the Development.

發展項目的認可人士已證明此等圖顯示的立面 :-

- (a) 以 2022 年 12 月 8 日及 2023 年 6 月 6 日的情況為準的發展項目的經批准的建築圖則為基礎擬備；及
- (b) 大致上與發展項目的外觀一致。

20. ELEVATION PLAN
立面圖

House 20
20 號洋房

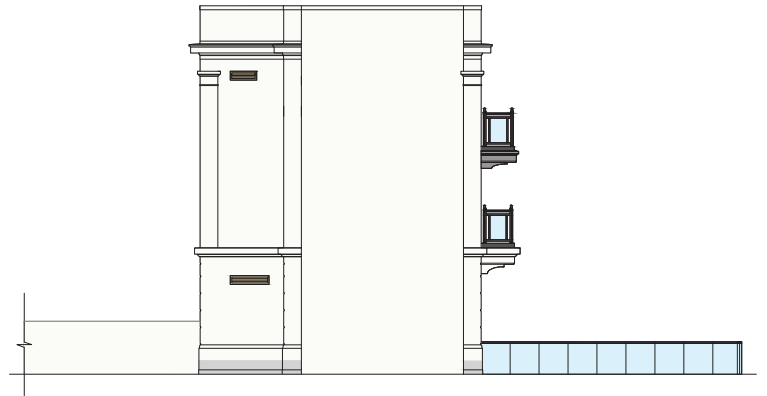


B = Block = 座 H = House = 洋房

Elevation Plan C
立面圖 C



Elevation Plan D
立面圖 D



Authorized Person for the Development has certified that the elevations shown on the plans :-

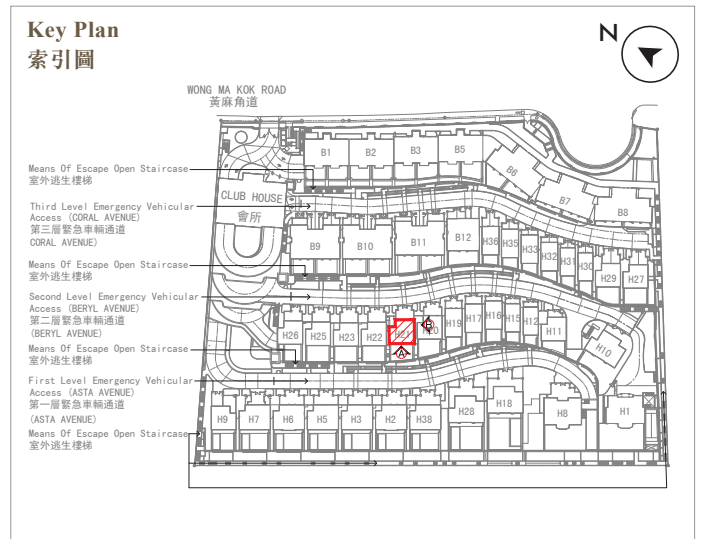
- (a) are prepared on the basis of the approved Building Plans for the Development as of 8 December 2022 and 6 June 2023; and
- (b) are in general accordance with the outward appearance of the Development.

發展項目的認可人士已證明此等圖顯示的立面 :-

- (a) 以 2022 年 12 月 8 日及 2023 年 6 月 6 日的情況為準的發展項目的經批准的建築圖則為基礎擬備；及
- (b) 大致上與發展項目的外觀一致。

20. ELEVATION PLAN
立面圖

House 21
21 號洋房



B = Block = 座 H = House = 洋房

Elevation Plan A
立面圖 A



Elevation Plan B
立面圖 B



Authorized Person for the Development has certified that the elevations shown on the plans :-

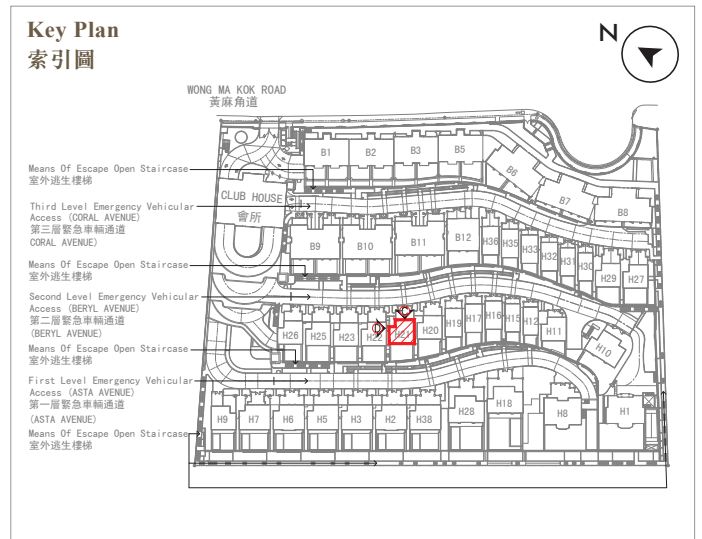
- (a) are prepared on the basis of the approved Building Plans for the Development as of 8 December 2022 and 6 June 2023; and
- (b) are in general accordance with the outward appearance of the Development.

發展項目的認可人士已證明此等圖顯示的立面 :-

- (a) 以 2022 年 12 月 8 日及 2023 年 6 月 6 日的情況為準的發展項目的經批准的建築圖則為基礎擬備；及
- (b) 大致上與發展項目的外觀一致。

20. ELEVATION PLAN
立面圖

House 21
21 號洋房



B = Block = 座 H = House = 洋房

Elevation Plan C
立面圖 C



Elevation Plan D
立面圖 D



Authorized Person for the Development has certified that the elevations shown on the plans :-

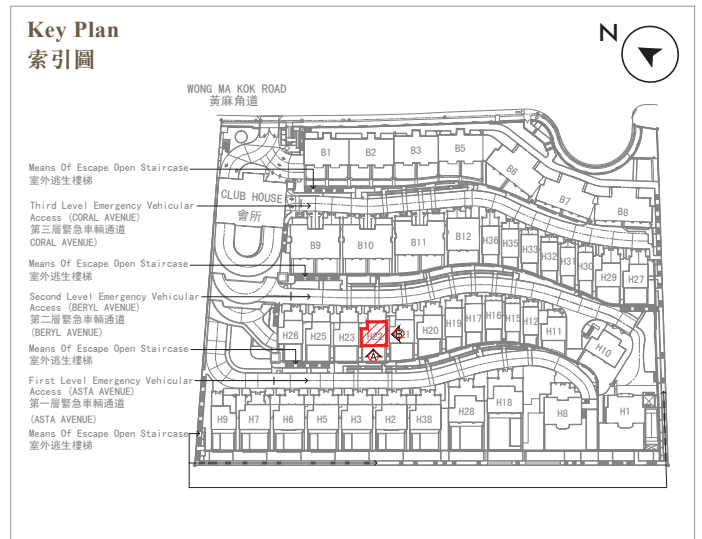
- (a) are prepared on the basis of the approved Building Plans for the Development as of 8 December 2022 and 6 June 2023; and
- (b) are in general accordance with the outward appearance of the Development.

發展項目的認可人士已證明此等圖顯示的立面 :-

- (a) 以 2022 年 12 月 8 日及 2023 年 6 月 6 日的情況為準的發展項目的經批准的建築圖則為基礎擬備；及
- (b) 大致上與發展項目的外觀一致。

20. ELEVATION PLAN
立面圖

House 22
22 號洋房



B = Block = 座 H = House = 洋房

Elevation Plan A
立面圖 A



Elevation Plan B
立面圖 B



Authorized Person for the Development has certified that the elevations shown on the plans :-

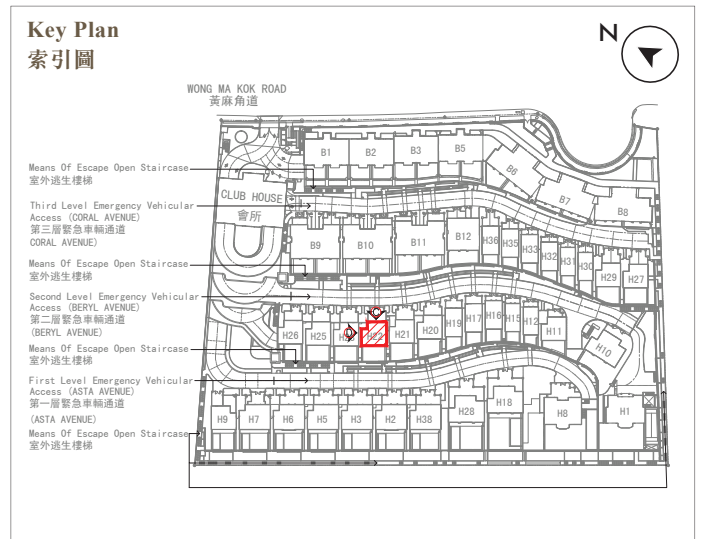
- (a) are prepared on the basis of the approved Building Plans for the Development as of 8 December 2022 and 6 June 2023; and
- (b) are in general accordance with the outward appearance of the Development.

發展項目的認可人士已證明此等圖顯示的立面 :-

- (a) 以 2022 年 12 月 8 日及 2023 年 6 月 6 日的情況為準的發展項目的經批准的建築圖則為基礎擬備；及
- (b) 大致上與發展項目的外觀一致。

20. ELEVATION PLAN
立面圖

House 22
22 號洋房

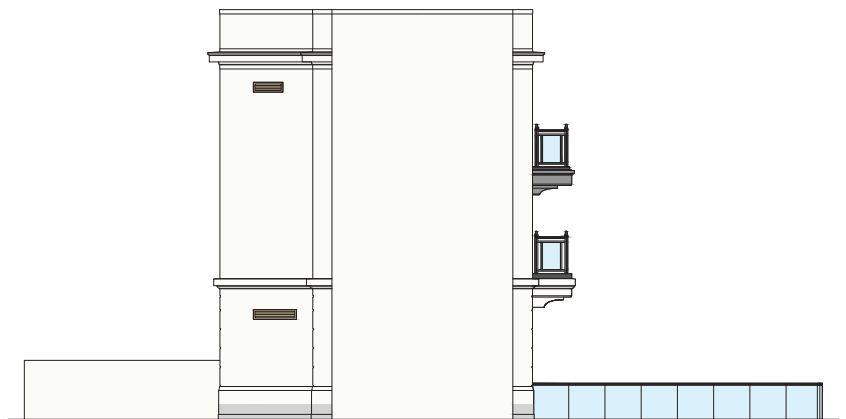


B = Block = 座 H = House = 洋房

Elevation Plan C
立面圖 C



Elevation Plan D
立面圖 D



Authorized Person for the Development has certified that the elevations shown on the plans :-

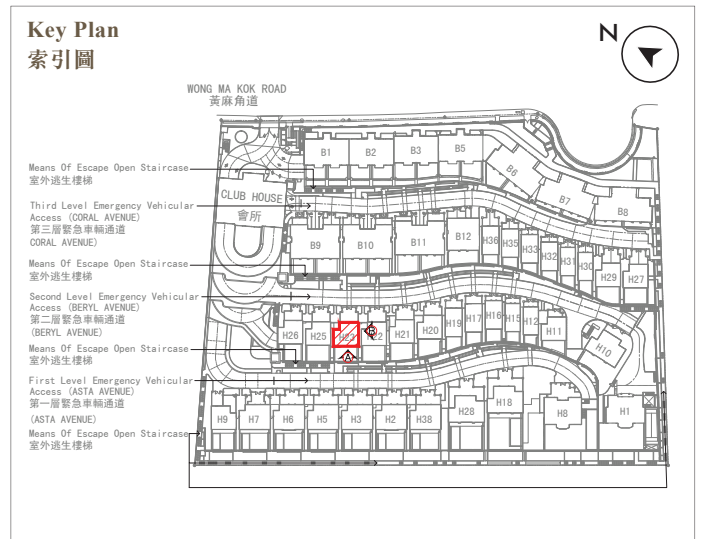
- (a) are prepared on the basis of the approved Building Plans for the Development as of 8 December 2022 and 6 June 2023; and
- (b) are in general accordance with the outward appearance of the Development.

發展項目的認可人士已證明此等圖顯示的立面 :-

- (a) 以 2022 年 12 月 8 日及 2023 年 6 月 6 日的情況為準的發展項目的經批准的建築圖則為基礎擬備；及
- (b) 大致上與發展項目的外觀一致。

20. ELEVATION PLAN
立面圖

House 23
23 號洋房



B = Block = 座 H = House = 洋房

Elevation Plan A
立面圖 A



Elevation Plan B
立面圖 B



Authorized Person for the Development has certified that the elevations shown on the plans :-

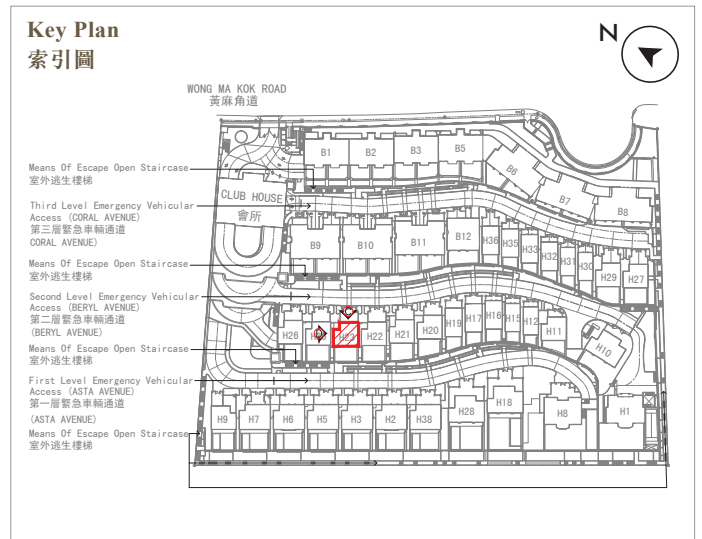
- (a) are prepared on the basis of the approved Building Plans for the Development as of 8 December 2022 and 6 June 2023; and
- (b) are in general accordance with the outward appearance of the Development.

發展項目的認可人士已證明此等圖顯示的立面 :-

- (a) 以 2022 年 12 月 8 日及 2023 年 6 月 6 日的情況為準的發展項目的經批准的建築圖則為基礎擬備；及
- (b) 大致上與發展項目的外觀一致。

20. ELEVATION PLAN
立面圖

House 23
23 號洋房

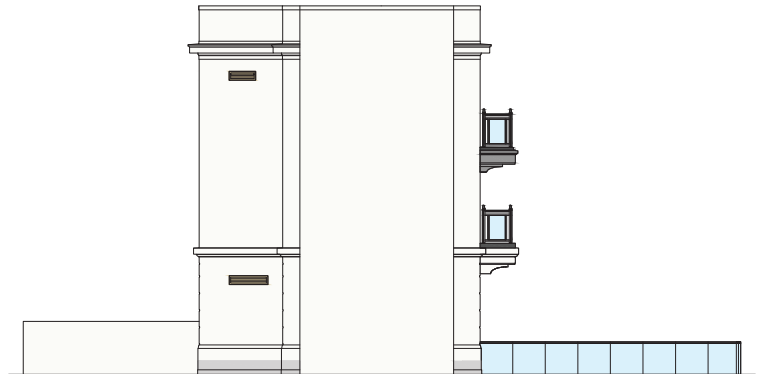


B = Block = 座 H = House = 洋房

Elevation Plan C
立面圖 C



Elevation Plan D
立面圖 D



Authorized Person for the Development has certified that the elevations shown on the plans :-

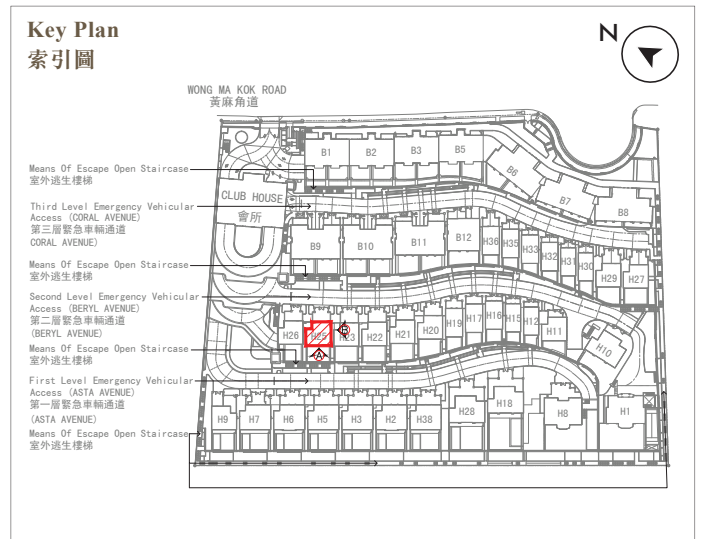
- (a) are prepared on the basis of the approved Building Plans for the Development as of 8 December 2022 and 6 June 2023; and
- (b) are in general accordance with the outward appearance of the Development.

發展項目的認可人士已證明此等圖顯示的立面 :-

- (a) 以 2022 年 12 月 8 日及 2023 年 6 月 6 日的情況為準的發展項目的經批准的建築圖則為基礎擬備；及
- (b) 大致上與發展項目的外觀一致。

20. ELEVATION PLAN
立面圖

House 25
25 號洋房



B = Block = 座 H = House = 洋房

Elevation Plan A
立面圖 A



Elevation Plan B
立面圖 B



Authorized Person for the Development has certified that the elevations shown on the plans :-

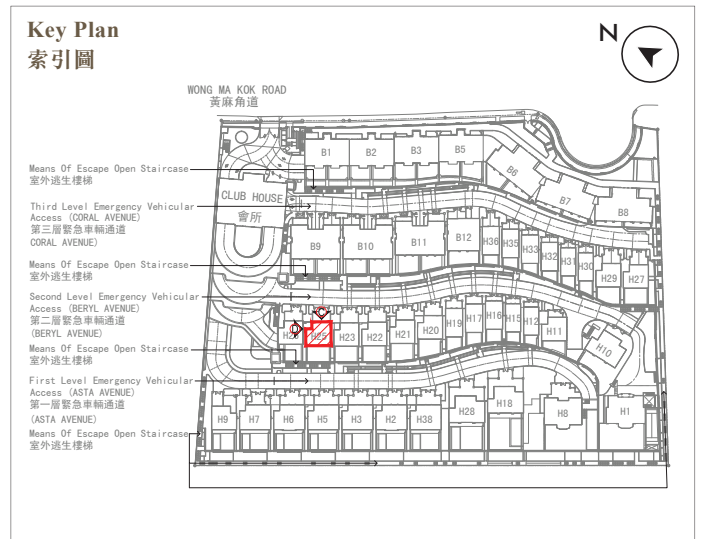
- (a) are prepared on the basis of the approved Building Plans for the Development as of 8 December 2022 and 6 June 2023; and
- (b) are in general accordance with the outward appearance of the Development.

發展項目的認可人士已證明此等圖顯示的立面 :-

- (a) 以 2022 年 12 月 8 日及 2023 年 6 月 6 日的情況為準的發展項目的經批准的建築圖則為基礎擬備；及
- (b) 大致上與發展項目的外觀一致。

20. ELEVATION PLAN
立面圖

House 25
25 號洋房

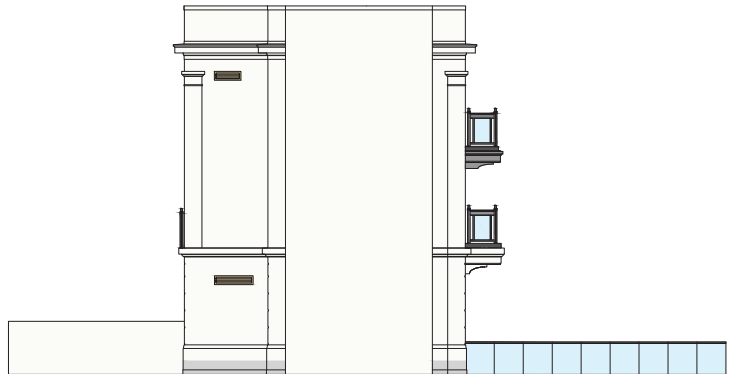


B = Block = 座 H = House = 洋房

Elevation Plan C
立面圖 C



Elevation Plan D
立面圖 D



Authorized Person for the Development has certified that the elevations shown on the plans :-

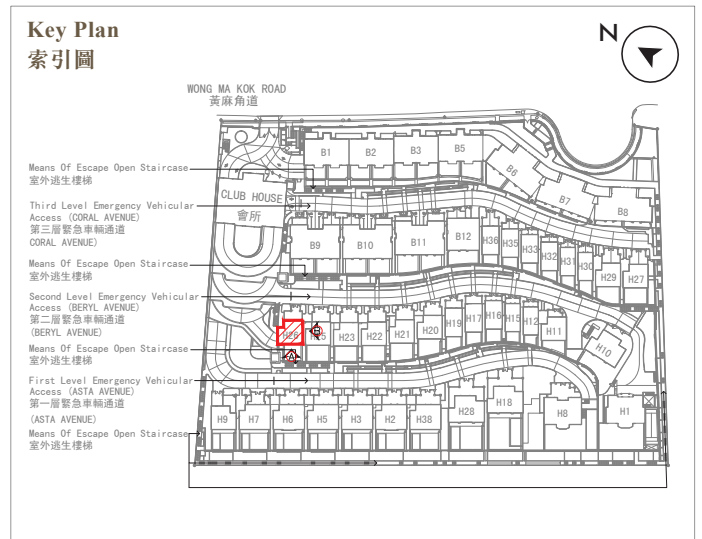
- (a) are prepared on the basis of the approved Building Plans for the Development as of 8 December 2022 and 6 June 2023; and
- (b) are in general accordance with the outward appearance of the Development.

發展項目的認可人士已證明此等圖顯示的立面 :-

- (a) 以 2022 年 12 月 8 日及 2023 年 6 月 6 日的情況為準的發展項目的經批准的建築圖則為基礎擬備；及
- (b) 大致上與發展項目的外觀一致。

20. ELEVATION PLAN
立面圖

House 26
26 號洋房



B = Block = 座 H = House = 洋房

Elevation Plan A
立面圖 A



Elevation Plan B
立面圖 B



Authorized Person for the Development has certified that the elevations shown on the plans :-

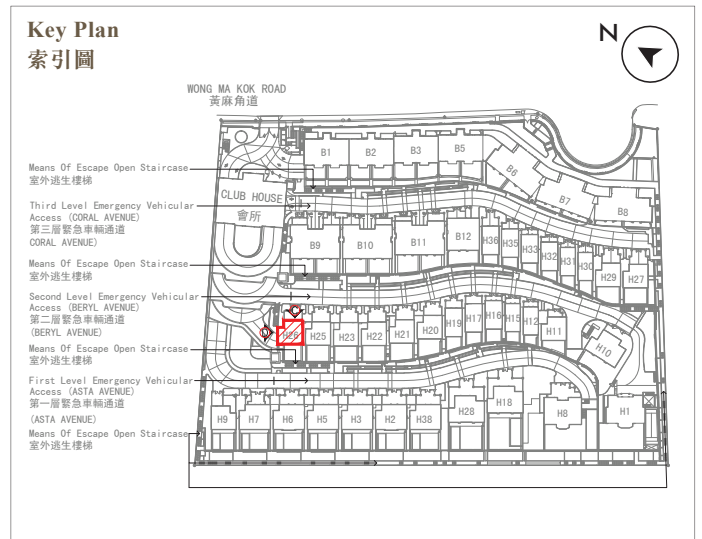
- (a) are prepared on the basis of the approved Building Plans for the Development as of 8 December 2022 and 6 June 2023; and
- (b) are in general accordance with the outward appearance of the Development.

發展項目的認可人士已證明此等圖顯示的立面 :-

- (a) 以 2022 年 12 月 8 日及 2023 年 6 月 6 日的情況為準的發展項目的經批准的建築圖則為基礎擬備；及
- (b) 大致上與發展項目的外觀一致。

20. ELEVATION PLAN
立面圖

House 26
26 號洋房

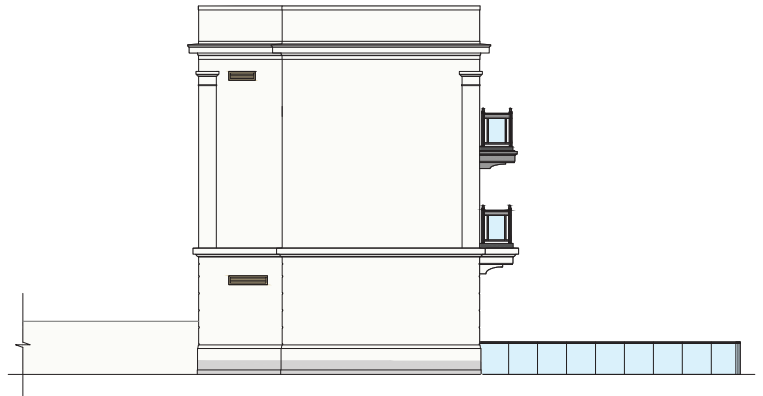


B = Block = 座 H = House = 洋房

Elevation Plan C
立面圖 C



Elevation Plan D
立面圖 D



Authorized Person for the Development has certified that the elevations shown on the plans :-

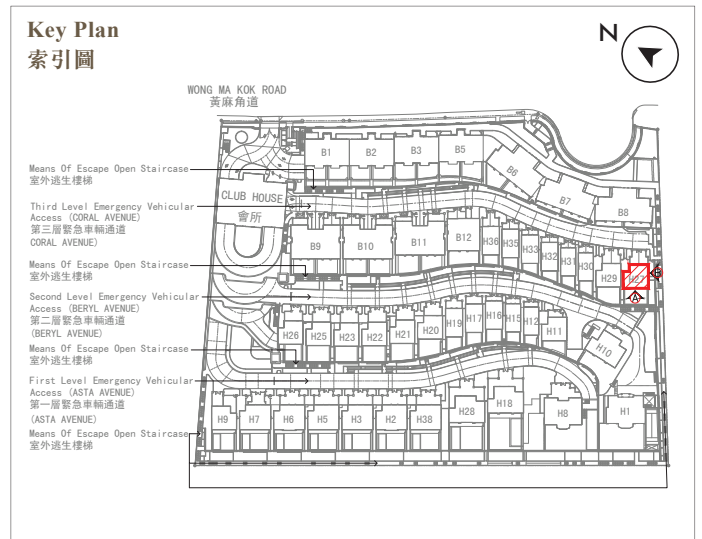
- (a) are prepared on the basis of the approved Building Plans for the Development as of 8 December 2022 and 6 June 2023; and
- (b) are in general accordance with the outward appearance of the Development.

發展項目的認可人士已證明此等圖顯示的立面 :-

- (a) 以 2022 年 12 月 8 日及 2023 年 6 月 6 日的情況為準的發展項目的經批准的建築圖則為基礎擬備；及
- (b) 大致上與發展項目的外觀一致。

20. ELEVATION PLAN
立面圖

House 27
27 號洋房

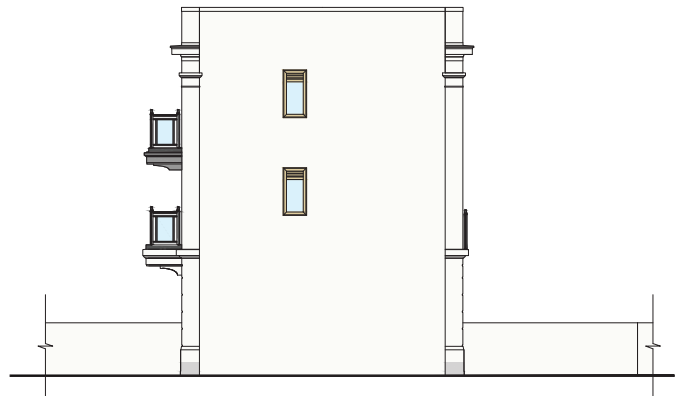


B = Block = 座 H = House = 洋房

Elevation Plan A
立面圖 A



Elevation Plan B
立面圖 B



Authorized Person for the Development has certified that the elevations shown on the plans :-

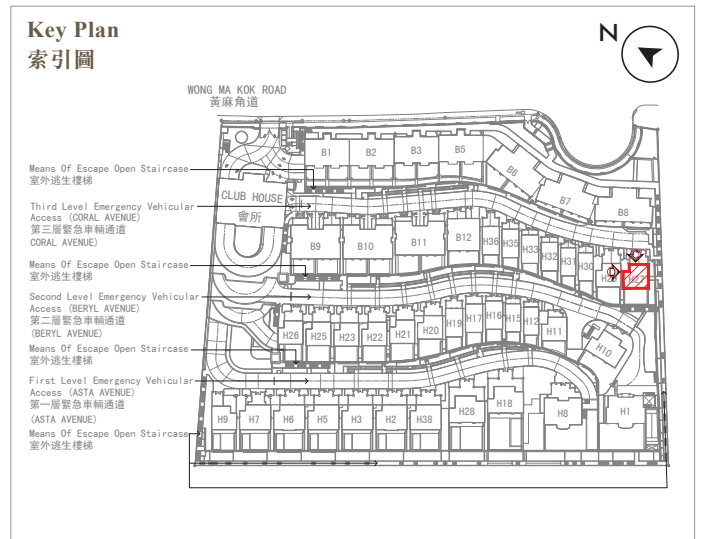
- (a) are prepared on the basis of the approved Building Plans for the Development as of 8 December 2022 and 6 June 2023; and
- (b) are in general accordance with the outward appearance of the Development.

發展項目的認可人士已證明此等圖顯示的立面 :-

- (a) 以 2022 年 12 月 8 日及 2023 年 6 月 6 日的情況為準的發展項目的經批准的建築圖則為基礎擬備；及
- (b) 大致上與發展項目的外觀一致。

20. ELEVATION PLAN
立面圖

House 27
27 號洋房

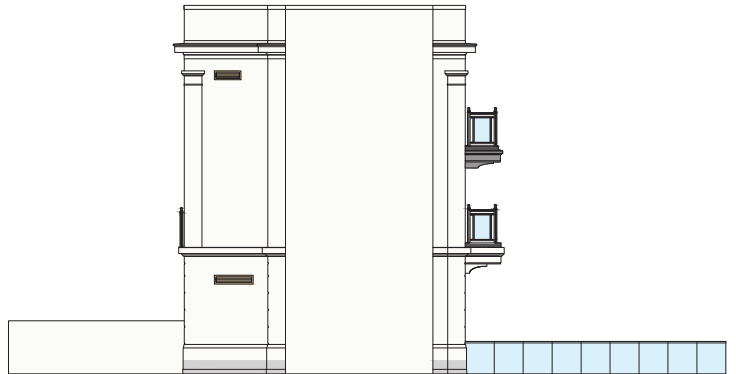


B = Block = 座 H = House = 洋房

Elevation Plan C
立面圖 C



Elevation Plan D
立面圖 D



Authorized Person for the Development has certified that the elevations shown on the plans :-

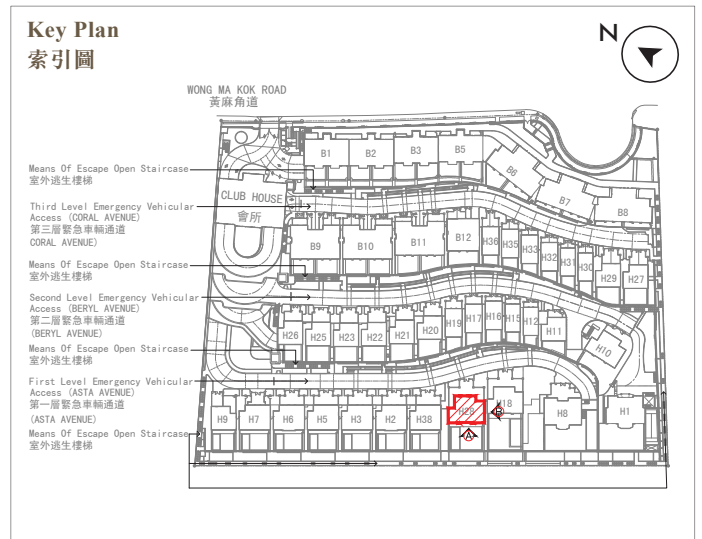
- (a) are prepared on the basis of the approved Building Plans for the Development as of 8 December 2022 and 6 June 2023; and
- (b) are in general accordance with the outward appearance of the Development.

發展項目的認可人士已證明此等圖顯示的立面 :-

- (a) 以 2022 年 12 月 8 日及 2023 年 6 月 6 日的情況為準的發展項目的經批准的建築圖則為基礎擬備；及
- (b) 大致上與發展項目的外觀一致。

20. ELEVATION PLAN
立面圖

House 28
28 號洋房

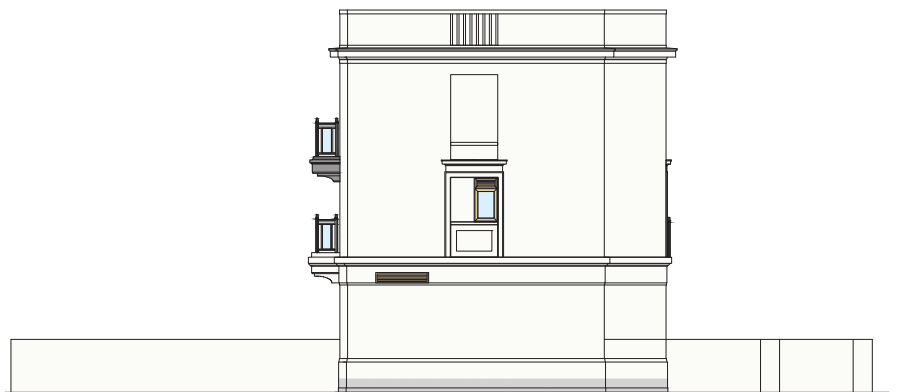


B = Block = 座 H = House = 洋房

Elevation Plan A
立面圖 A



Elevation Plan B
立面圖 B



Authorized Person for the Development has certified that the elevations shown on the plans :-

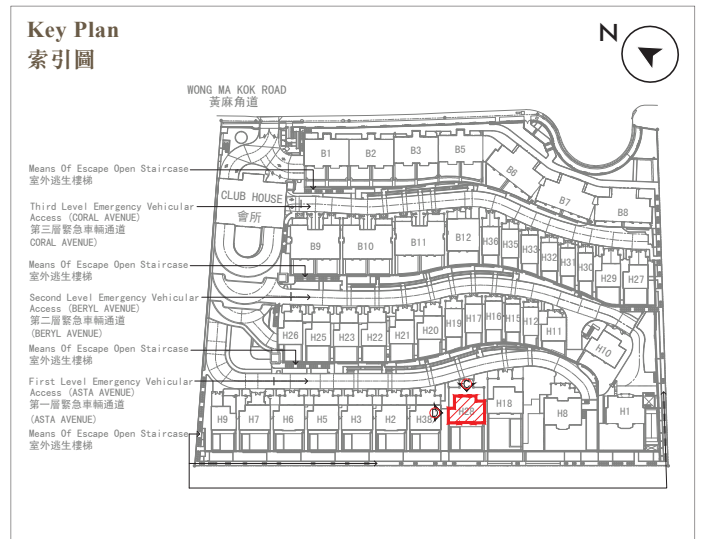
- (a) are prepared on the basis of the approved Building Plans for the Development as of 8 December 2022 and 6 June 2023; and
- (b) are in general accordance with the outward appearance of the Development.

發展項目的認可人士已證明此等圖顯示的立面 :-

- (a) 以 2022 年 12 月 8 日及 2023 年 6 月 6 日的情況為準的發展項目的經批准的建築圖則為基礎擬備；及
- (b) 大致上與發展項目的外觀一致。

20. ELEVATION PLAN
立面圖

House 28
28 號洋房



B = Block = 座 H = House = 洋房

Elevation Plan C
立面圖 C



Elevation Plan D
立面圖 D



Authorized Person for the Development has certified that the elevations shown on the plans :-

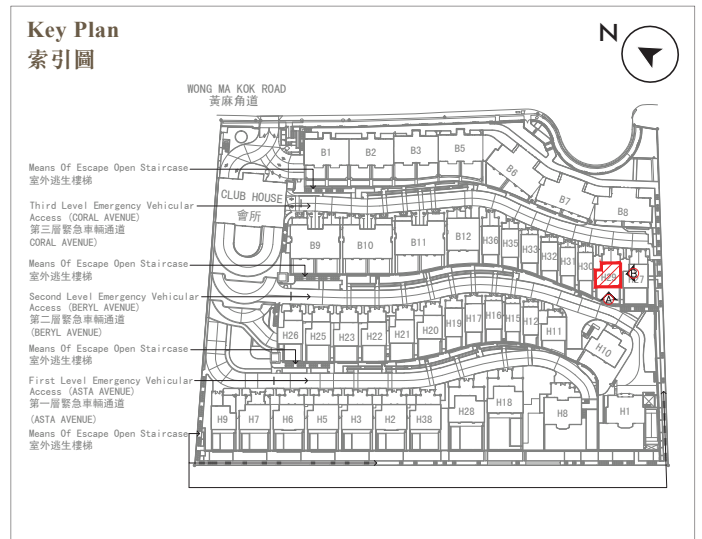
- (a) are prepared on the basis of the approved Building Plans for the Development as of 8 December 2022 and 6 June 2023; and
- (b) are in general accordance with the outward appearance of the Development.

發展項目的認可人士已證明此等圖顯示的立面 :-

- (a) 以 2022 年 12 月 8 日及 2023 年 6 月 6 日的情況為準的發展項目的經批准的建築圖則為基礎擬備；及
- (b) 大致上與發展項目的外觀一致。

20. ELEVATION PLAN
立面圖

House 29
29 號洋房



B = Block = 座 H = House = 洋房

Elevation Plan A
立面圖 A



Elevation Plan B
立面圖 B



Authorized Person for the Development has certified that the elevations shown on the plans :-

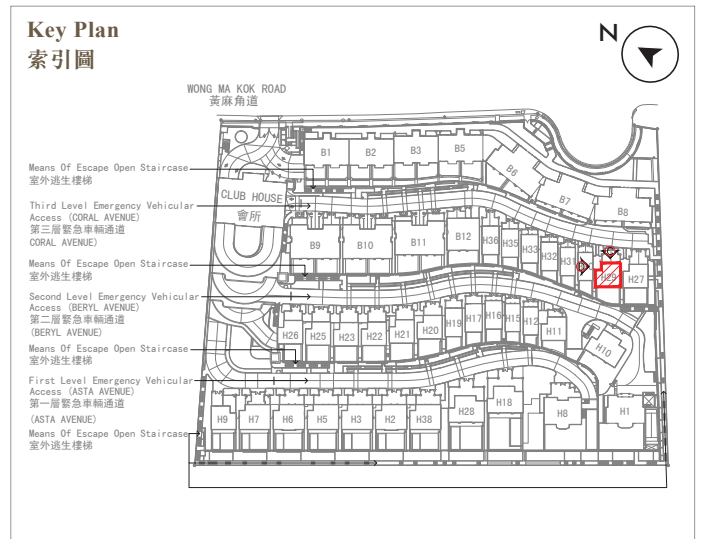
- (a) are prepared on the basis of the approved Building Plans for the Development as of 8 December 2022 and 6 June 2023; and
- (b) are in general accordance with the outward appearance of the Development.

發展項目的認可人士已證明此等圖顯示的立面 :-

- (a) 以 2022 年 12 月 8 日及 2023 年 6 月 6 日的情況為準的發展項目的經批准的建築圖則為基礎擬備；及
- (b) 大致上與發展項目的外觀一致。

20. ELEVATION PLAN
立面圖

House 29
29 號洋房

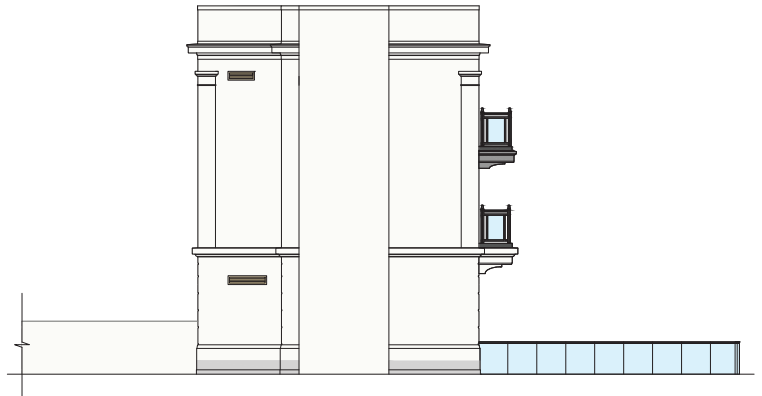


B = Block = 座 H = House = 洋房

Elevation Plan C
立面圖 C



Elevation Plan D
立面圖 D



Authorized Person for the Development has certified that the elevations shown on the plans :-

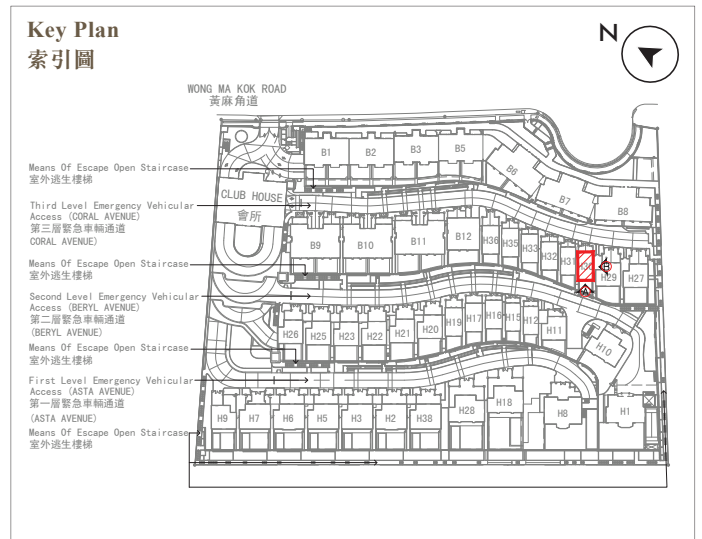
- (a) are prepared on the basis of the approved Building Plans for the Development as of 8 December 2022 and 6 June 2023; and
- (b) are in general accordance with the outward appearance of the Development.

發展項目的認可人士已證明此等圖顯示的立面 :-

- (a) 以 2022 年 12 月 8 日及 2023 年 6 月 6 日的情況為準的發展項目的經批准的建築圖則為基礎擬備；及
- (b) 大致上與發展項目的外觀一致。

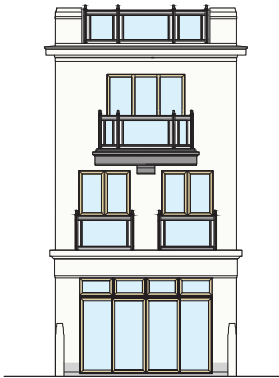
20. ELEVATION PLAN
立面圖

House 30
30 號洋房



B = Block = 座 H = House = 洋房

Elevation Plan A
立面圖 A



Elevation Plan B
立面圖 B



Authorized Person for the Development has certified that the elevations shown on the plans :-

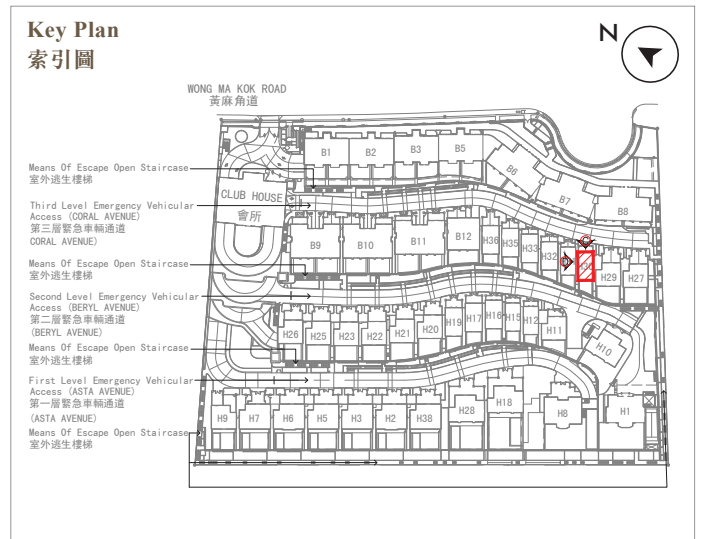
- (a) are prepared on the basis of the approved Building Plans for the Development as of 8 December 2022 and 6 June 2023; and
- (b) are in general accordance with the outward appearance of the Development.

發展項目的認可人士已證明此等圖顯示的立面 :-

- (a) 以 2022 年 12 月 8 日及 2023 年 6 月 6 日的情況為準的發展項目的經批准的建築圖則為基礎擬備；及
- (b) 大致上與發展項目的外觀一致。

20. ELEVATION PLAN
立面圖

House 30
30 號洋房

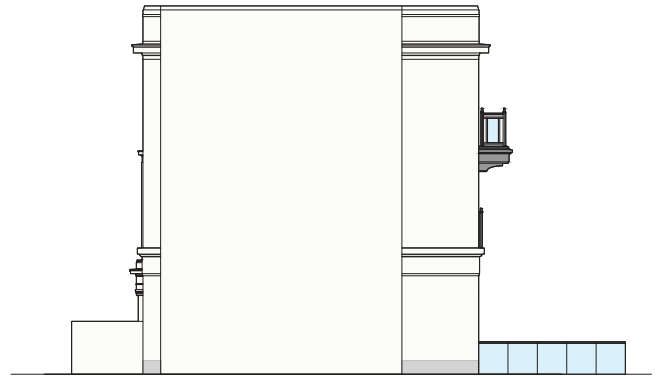


B = Block = 座 H = House = 洋房

Elevation Plan C
立面圖 C



Elevation Plan D
立面圖 D



Authorized Person for the Development has certified that the elevations shown on the plans :-

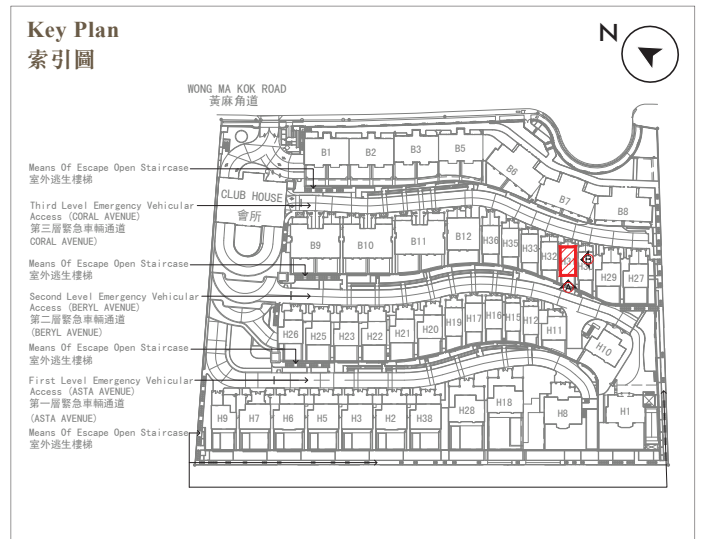
- (a) are prepared on the basis of the approved Building Plans for the Development as of 8 December 2022 and 6 June 2023; and
- (b) are in general accordance with the outward appearance of the Development.

發展項目的認可人士已證明此等圖顯示的立面 :-

- (a) 以 2022 年 12 月 8 日及 2023 年 6 月 6 日的情況為準的發展項目的經批准的建築圖則為基礎擬備；及
- (b) 大致上與發展項目的外觀一致。

20. ELEVATION PLAN
立面圖

House 31
31 號洋房



B = Block = 座 H = House = 洋房

Elevation Plan A
立面圖 A



Elevation Plan B
立面圖 B



Authorized Person for the Development has certified that the elevations shown on the plans :-

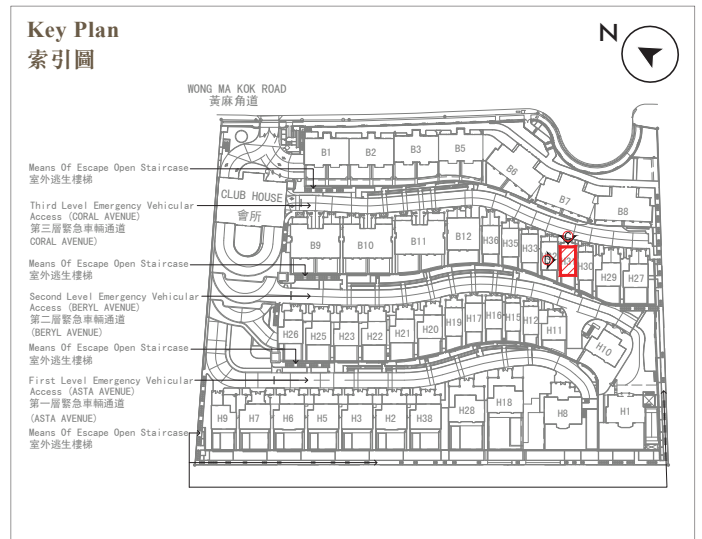
- (a) are prepared on the basis of the approved Building Plans for the Development as of 8 December 2022 and 6 June 2023; and
- (b) are in general accordance with the outward appearance of the Development.

發展項目的認可人士已證明此等圖顯示的立面 :-

- (a) 以 2022 年 12 月 8 日及 2023 年 6 月 6 日的情況為準的發展項目的經批准的建築圖則為基礎擬備；及
- (b) 大致上與發展項目的外觀一致。

20. ELEVATION PLAN
立面圖

House 31
31 號洋房

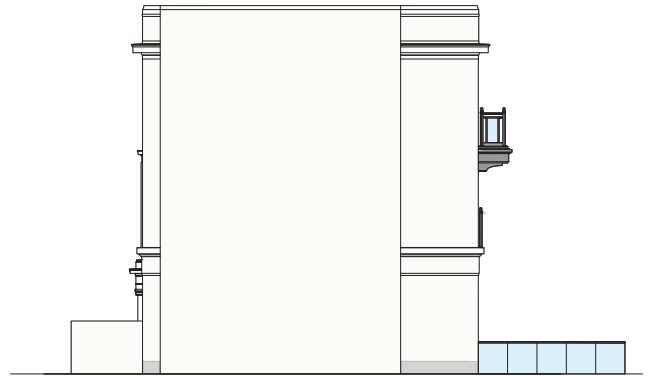


B = Block = 座 H = House = 洋房

Elevation Plan C
立面圖 C



Elevation Plan D
立面圖 D



Authorized Person for the Development has certified that the elevations shown on the plans :-

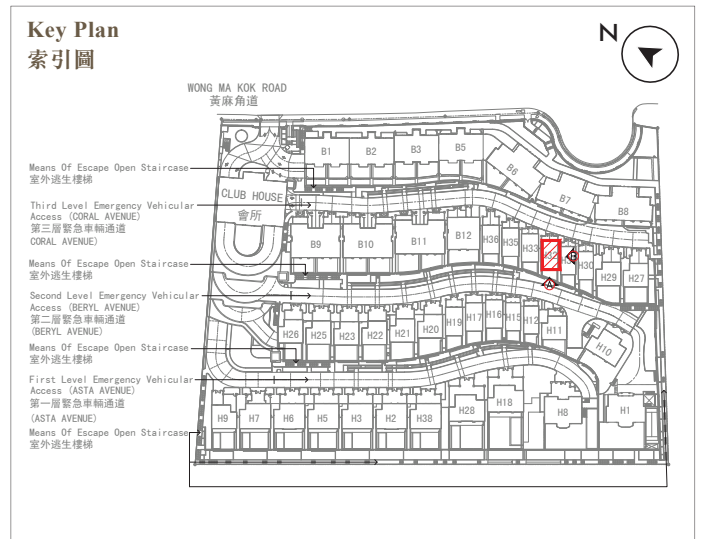
- (a) are prepared on the basis of the approved Building Plans for the Development as of 8 December 2022 and 6 June 2023; and
- (b) are in general accordance with the outward appearance of the Development.

發展項目的認可人士已證明此等圖顯示的立面 :-

- (a) 以 2022 年 12 月 8 日及 2023 年 6 月 6 日的情況為準的發展項目的經批准的建築圖則為基礎擬備；及
- (b) 大致上與發展項目的外觀一致。


20. ELEVATION PLAN
立面圖

House 32
32 號洋房



B = Block = 座 H = House = 洋房

Elevation Plan A
立面圖 A



Elevation Plan B
立面圖 B



Authorized Person for the Development has certified that the elevations shown on the plans :-

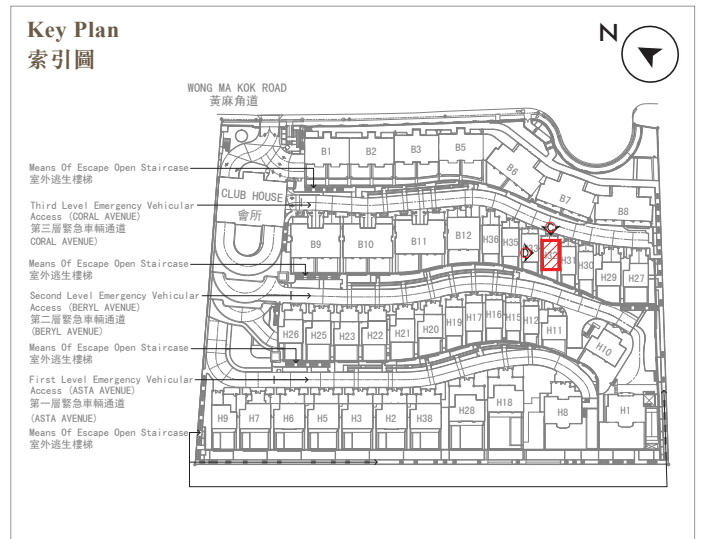
- (a) are prepared on the basis of the approved Building Plans for the Development as of 8 December 2022 and 6 June 2023; and
- (b) are in general accordance with the outward appearance of the Development.

發展項目的認可人士已證明此等圖顯示的立面 :-

- (a) 以 2022 年 12 月 8 日及 2023 年 6 月 6 日的情況為準的發展項目的經批准的建築圖則為基礎擬備；及
- (b) 大致上與發展項目的外觀一致。

20. ELEVATION PLAN
立面圖

House 32
32 號洋房

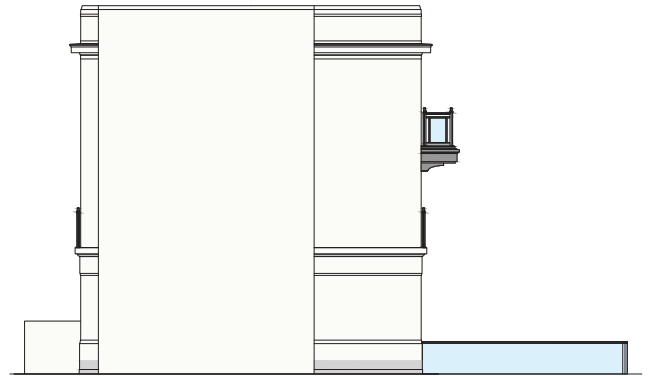


B = Block = 座 H = House = 洋房

Elevation Plan C
立面圖 C



Elevation Plan D
立面圖 D



Authorized Person for the Development has certified that the elevations shown on the plans :-

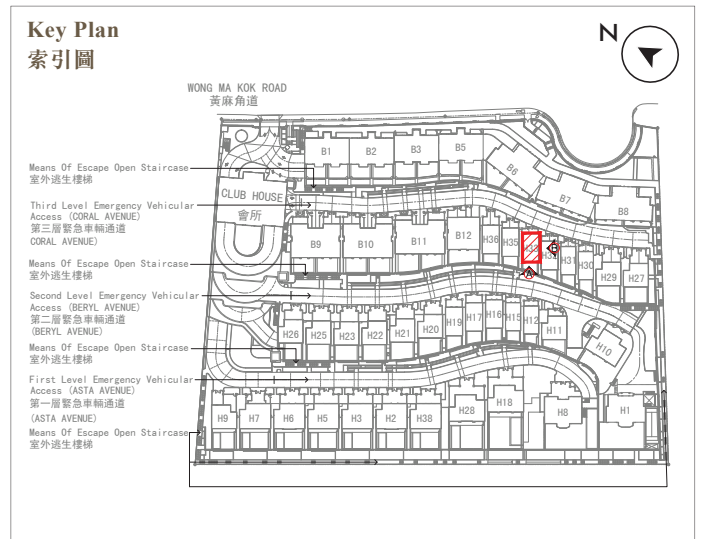
- (a) are prepared on the basis of the approved Building Plans for the Development as of 8 December 2022 and 6 June 2023; and
- (b) are in general accordance with the outward appearance of the Development.

發展項目的認可人士已證明此等圖顯示的立面 :-

- (a) 以 2022 年 12 月 8 日及 2023 年 6 月 6 日的情況為準的發展項目的經批准的建築圖則為基礎擬備；及
- (b) 大致上與發展項目的外觀一致。


20. ELEVATION PLAN
立面圖

House 33
33 號洋房



B = Block = 座 H = House = 洋房

Elevation Plan A
立面圖 A



Elevation Plan B
立面圖 B



Authorized Person for the Development has certified that the elevations shown on the plans :-

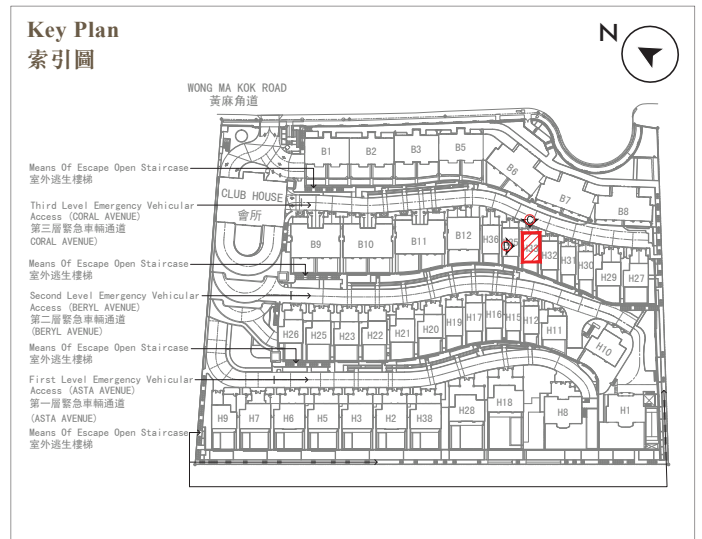
- (a) are prepared on the basis of the approved Building Plans for the Development as of 8 December 2022 and 6 June 2023; and
- (b) are in general accordance with the outward appearance of the Development.

發展項目的認可人士已證明此等圖顯示的立面 :-

- (a) 以 2022 年 12 月 8 日及 2023 年 6 月 6 日的情況為準的發展項目的經批准的建築圖則為基礎擬備；及
- (b) 大致上與發展項目的外觀一致。

20. ELEVATION PLAN
立面圖

House 33
33 號洋房

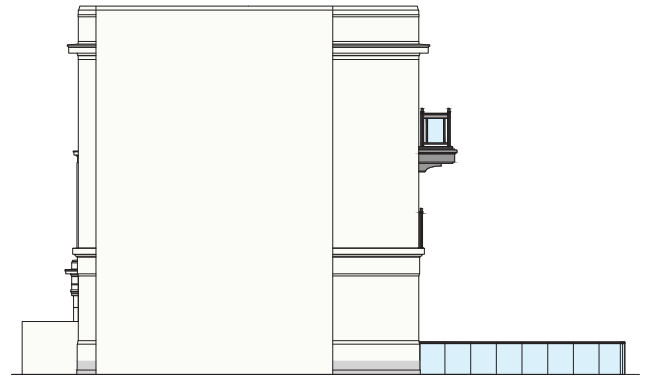


B = Block = 座 H = House = 洋房

Elevation Plan C
立面圖 C



Elevation Plan D
立面圖 D



Authorized Person for the Development has certified that the elevations shown on the plans :-

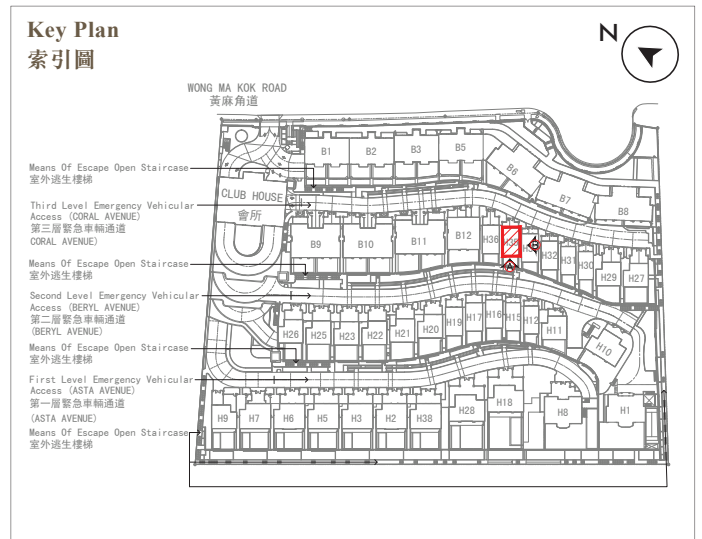
- (a) are prepared on the basis of the approved Building Plans for the Development as of 8 December 2022 and 6 June 2023; and
- (b) are in general accordance with the outward appearance of the Development.

發展項目的認可人士已證明此等圖顯示的立面 :-

- (a) 以 2022 年 12 月 8 日及 2023 年 6 月 6 日的情況為準的發展項目的經批准的建築圖則為基礎擬備；及
- (b) 大致上與發展項目的外觀一致。


20. ELEVATION PLAN
立面圖

House 35
35 號洋房

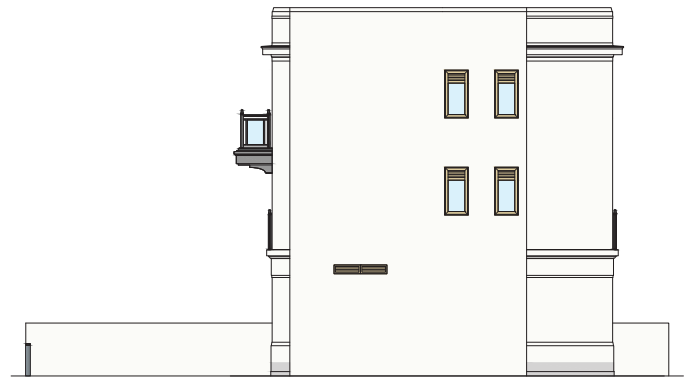


B = Block = 座 H = House = 洋房

Elevation Plan A
立面圖 A



Elevation Plan B
立面圖 B



Authorized Person for the Development has certified that the elevations shown on the plans :-

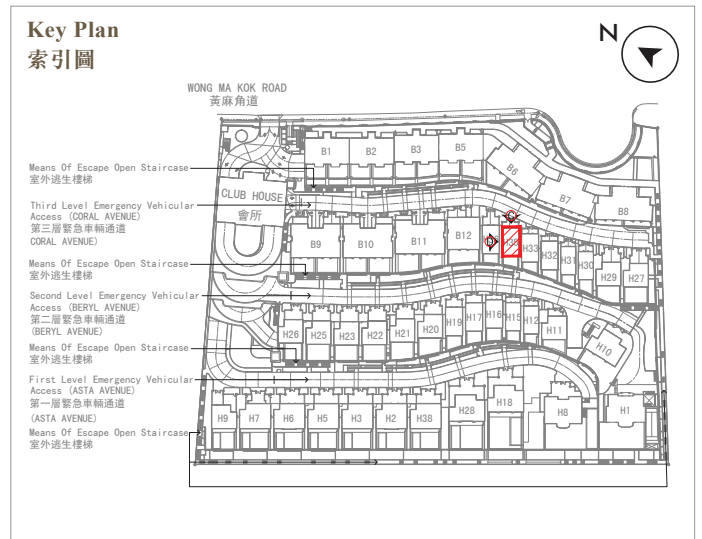
- (a) are prepared on the basis of the approved Building Plans for the Development as of 8 December 2022 and 6 June 2023; and
- (b) are in general accordance with the outward appearance of the Development.

發展項目的認可人士已證明此等圖顯示的立面 :-

- (a) 以 2022 年 12 月 8 日及 2023 年 6 月 6 日的情況為準的發展項目的經批准的建築圖則為基礎擬備；及
- (b) 大致上與發展項目的外觀一致。

20. ELEVATION PLAN
立面圖

House 35
35 號洋房

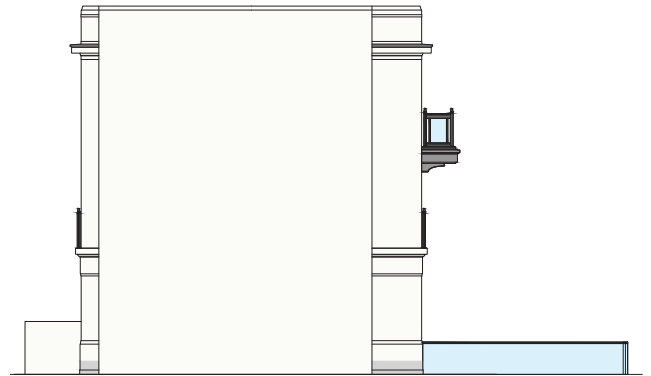


B = Block = 座 H = House = 洋房

Elevation Plan C
立面圖 C



Elevation Plan D
立面圖 D



Authorized Person for the Development has certified that the elevations shown on the plans :-

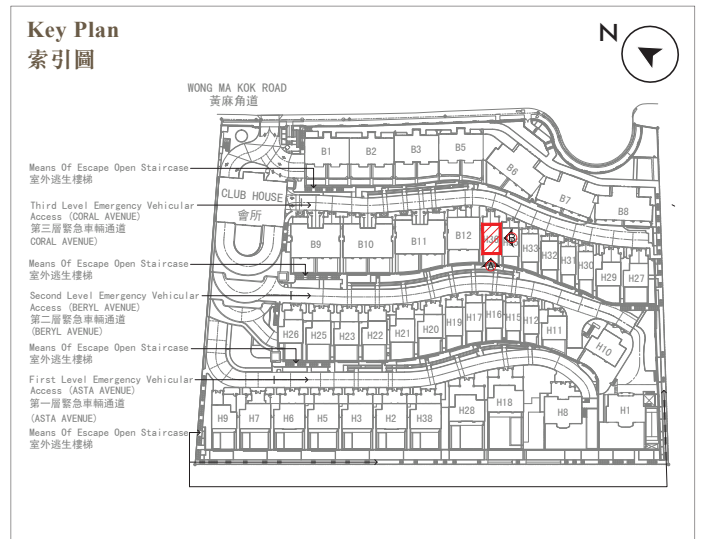
- (a) are prepared on the basis of the approved Building Plans for the Development as of 8 December 2022 and 6 June 2023; and
- (b) are in general accordance with the outward appearance of the Development.

發展項目的認可人士已證明此等圖顯示的立面 :-

- (a) 以 2022 年 12 月 8 日及 2023 年 6 月 6 日的情況為準的發展項目的經批准的建築圖則為基礎擬備；及
- (b) 大致上與發展項目的外觀一致。


20. ELEVATION PLAN
立面圖

House 36
36 號洋房



B = Block = 座 H = House = 洋房

Elevation Plan A
立面圖 A



Elevation Plan B
立面圖 B



Authorized Person for the Development has certified that the elevations shown on the plans :-

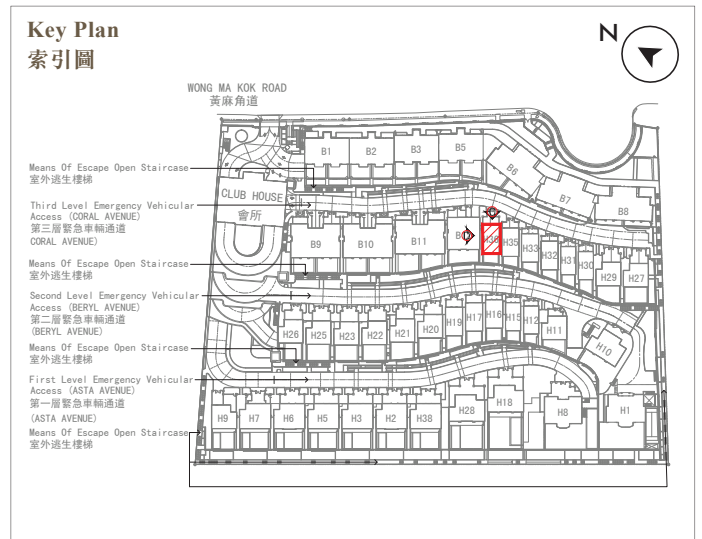
- (a) are prepared on the basis of the approved Building Plans for the Development as of 8 December 2022 and 6 June 2023; and
- (b) are in general accordance with the outward appearance of the Development.

發展項目的認可人士已證明此等圖顯示的立面 :-

- (a) 以 2022 年 12 月 8 日及 2023 年 6 月 6 日的情況為準的發展項目的經批准的建築圖則為基礎擬備；及
- (b) 大致上與發展項目的外觀一致。

20. ELEVATION PLAN
立面圖

House 36
36 號洋房

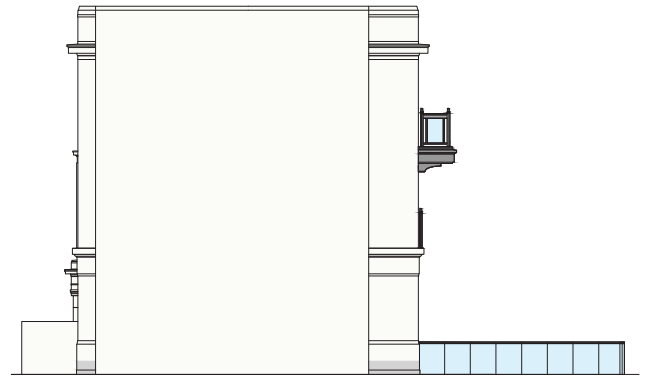


B = Block = 座 H = House = 洋房

Elevation Plan C
立面圖 C



Elevation Plan D
立面圖 D



Authorized Person for the Development has certified that the elevations shown on the plans :-

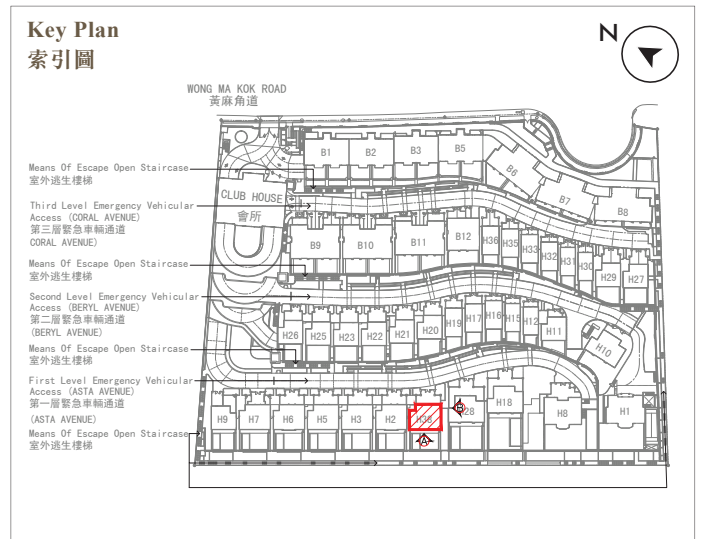
- (a) are prepared on the basis of the approved Building Plans for the Development as of 8 December 2022 and 6 June 2023; and
- (b) are in general accordance with the outward appearance of the Development.

發展項目的認可人士已證明此等圖顯示的立面 :-

- (a) 以 2022 年 12 月 8 日及 2023 年 6 月 6 日的情況為準的發展項目的經批准的建築圖則為基礎擬備；及
- (b) 大致上與發展項目的外觀一致。

20. ELEVATION PLAN
立面圖

House 38
38 號洋房

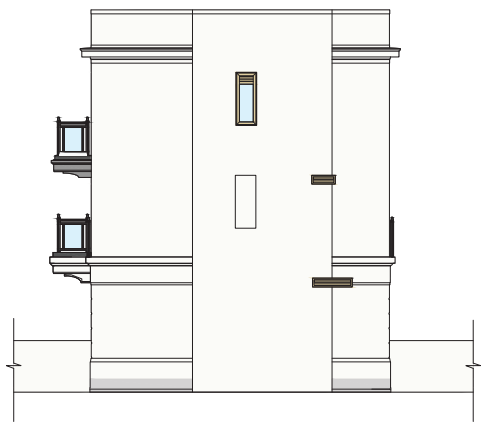


B = Block = 座 H = House = 洋房

Elevation Plan A
立面圖 A



Elevation Plan B
立面圖 B



Authorized Person for the Development has certified that the elevations shown on the plans :-

- (a) are prepared on the basis of the approved Building Plans for the Development as of 8 December 2022 and 6 June 2023; and
- (b) are in general accordance with the outward appearance of the Development.

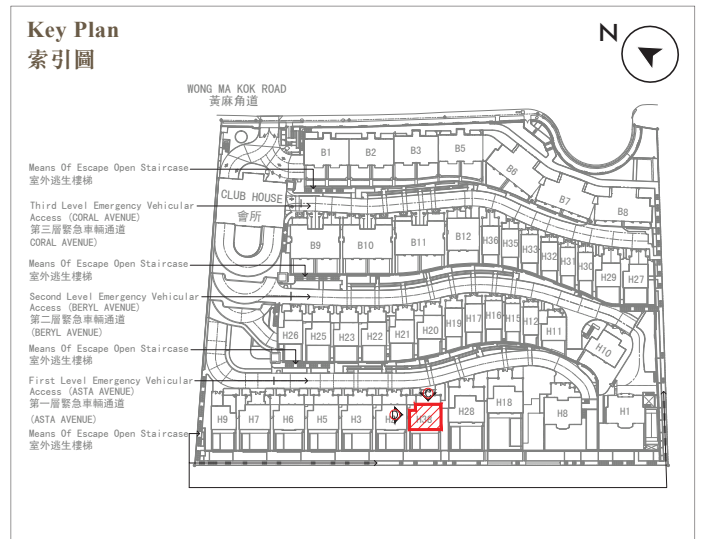
發展項目的認可人士已證明此等圖顯示的立面:-

- (a) 以2022年12月8日及2023年6月6日的情況為準的發展項目的經批准的建築圖則為基礎擬備；及
- (b) 大致上與發展項目的外觀一致。

20. ELEVATION PLAN 立面圖

House 38 38號洋房

Elevation Plan C (As Per Approved General Building Plan) 立面圖 C (根據批准建築圖則)



B = Block = 座 H = House = 洋房

Elevation Plan C (As-is Elevation Plan) 立面圖 C (現狀立面圖)



Elevation Plan D 立面圖 D



Authorized Person for the Development has certified that the elevations shown on the plans :-

- are prepared on the basis of the approved Building Plans for the Development as of 8 December 2022 and 6 June 2023; and
- are in general accordance with the outward appearance of the Development.

Notes:

- Certain part of House 38 has been altered by way of minor works, designated exempted works, or exempted works under the Buildings Ordinance after completion of the Development, the latest condition of which is shown on the relevant elevation plan showing latest elevation. The alteration works are as follows:
 - Alternation of window sub-frame.
- Please refer to same page of this sales brochure in studying items of minor works, designated exempted works or exempted works under the Buildings Ordinance made in this unit as indicated with blue wavy line ().

發展項目的認可人士已證明此等圖顯示的立面:-

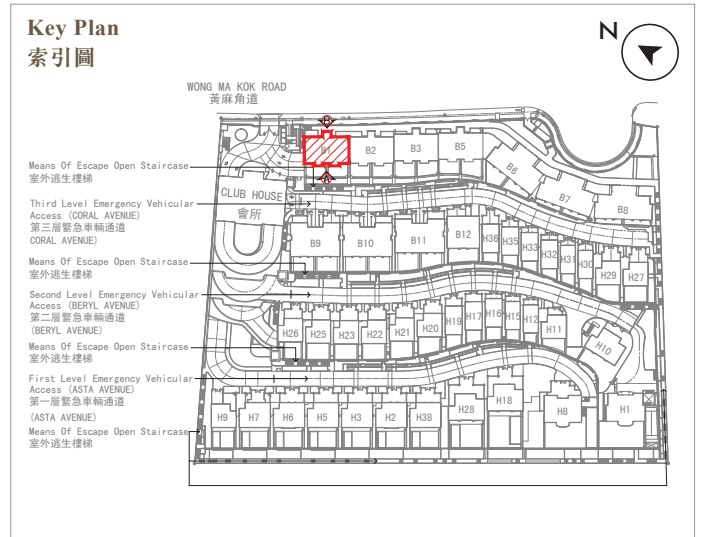
- 以2022年12月8日及2023年6月6日的情況為準的發展項目的經批准的建築圖則為基礎擬備；及
- 大致上與發展項目的外觀一致。

備註：

- 38號洋房某些部份因在發展項目落成後進行小型工程、指定豁免工程或獲《建築物條例》豁免的工程而有所改動，現狀請參閱有關現狀立面圖。該等改動如下：
 - 改動窗的輔助框。
- 請參閱本售樓說明書本頁以協助閱讀本單位以藍色曲線 () 顯示之有關已完成的小型工程、指定豁免工程或獲《建築物條例》豁免的工程。

20. ELEVATION PLAN
立面圖

Block 1
第1座



B = Block = 座 H = House = 洋房

Elevation Plan A
立面圖 A



Elevation Plan B
立面圖 B



Authorized Person for the Development has certified that the elevations shown on the plans :-

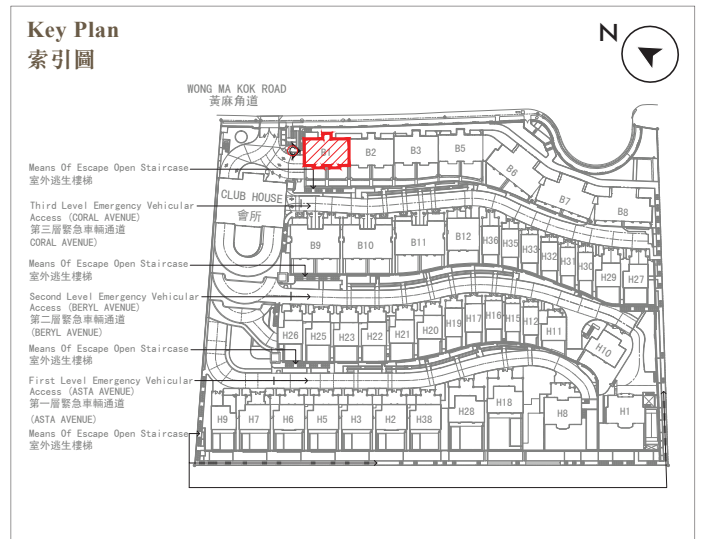
- (a) are prepared on the basis of the approved Building Plans for the Development as of 8 December 2022 and 6 June 2023; and
- (b) are in general accordance with the outward appearance of the Development.

發展項目的認可人士已證明此等圖顯示的立面 :-

- (a) 以 2022 年 12 月 8 日及 2023 年 6 月 6 日的情況為準的發展項目的經批准的建築圖則為基礎擬備；及
- (b) 大致上與發展項目的外觀一致。

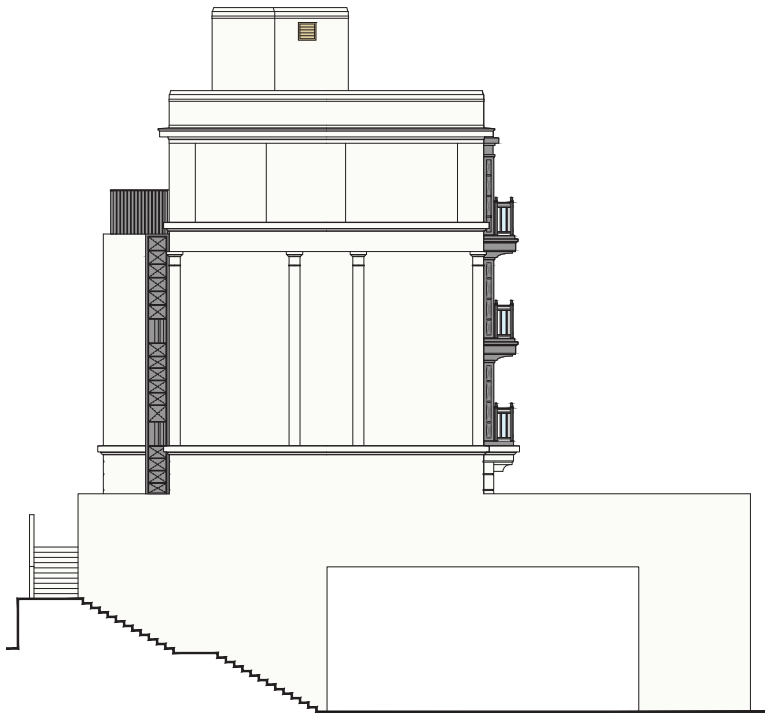
20. ELEVATION PLAN
立面圖

Block 1
第1座



B = Block = 座 H = House = 洋房

Elevation Plan C
立面圖 C



Authorized Person for the Development has certified that the elevations shown on the plans :-

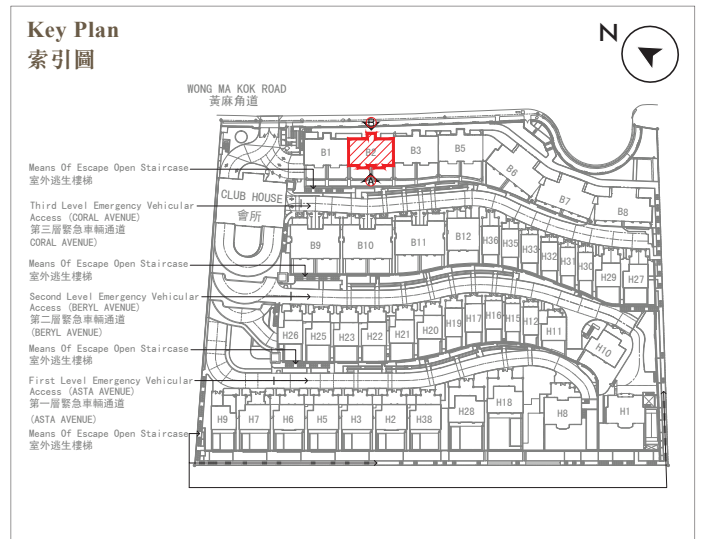
- (a) are prepared on the basis of the approved Building Plans for the Development as of 8 December 2022 and 6 June 2023; and
- (b) are in general accordance with the outward appearance of the Development.

發展項目的認可人士已證明此等圖顯示的立面 :-

- (a) 以 2022 年 12 月 8 日及 2023 年 6 月 6 日的情況為準的發展項目的經批准的建築圖則為基礎擬備；及
- (b) 大致上與發展項目的外觀一致。

20. ELEVATION PLAN
立面圖

Block 2
第2座



B = Block = 座 H = House = 洋房

Elevation Plan A
立面圖 A



Elevation Plan B
立面圖 B



Authorized Person for the Development has certified that the elevations shown on the plans :-

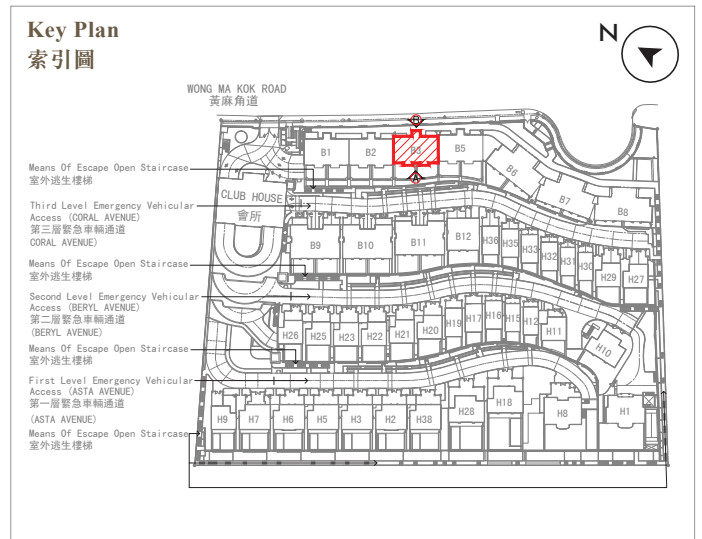
- (a) are prepared on the basis of the approved Building Plans for the Development as of 8 December 2022 and 6 June 2023; and
- (b) are in general accordance with the outward appearance of the Development.

發展項目的認可人士已證明此等圖顯示的立面 :-

- (a) 以 2022 年 12 月 8 日及 2023 年 6 月 6 日的情況為準的發展項目的經批准的建築圖則為基礎擬備；及
- (b) 大致上與發展項目的外觀一致。

20. ELEVATION PLAN
立面圖

Block 3
第3座



B = Block = 座 H = House = 洋房

Elevation Plan A
立面圖 A



Elevation Plan B
立面圖 B



Authorized Person for the Development has certified that the elevations shown on the plans :-

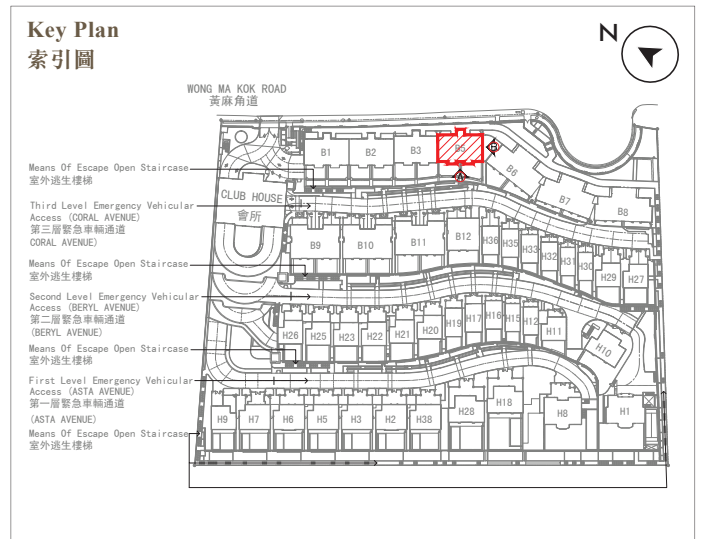
- (a) are prepared on the basis of the approved Building Plans for the Development as of 8 December 2022 and 6 June 2023; and
- (b) are in general accordance with the outward appearance of the Development.

發展項目的認可人士已證明此等圖顯示的立面 :-

- (a) 以 2022 年 12 月 8 日及 2023 年 6 月 6 日的情況為準的發展項目的經批准的建築圖則為基礎擬備；及
- (b) 大致上與發展項目的外觀一致。

20. ELEVATION PLAN
立面圖

Block 5
第5座

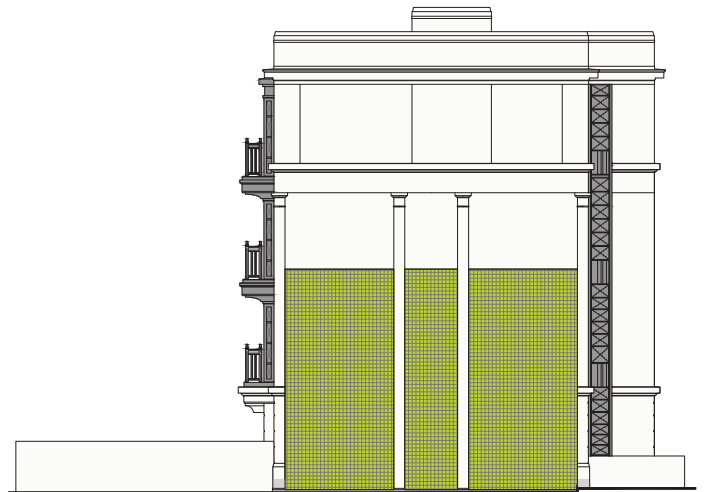


B = Block = 座 H = House = 洋房

Elevation Plan A
立面圖 A



Elevation Plan B
立面圖 B



Authorized Person for the Development has certified that the elevations shown on the plans :-

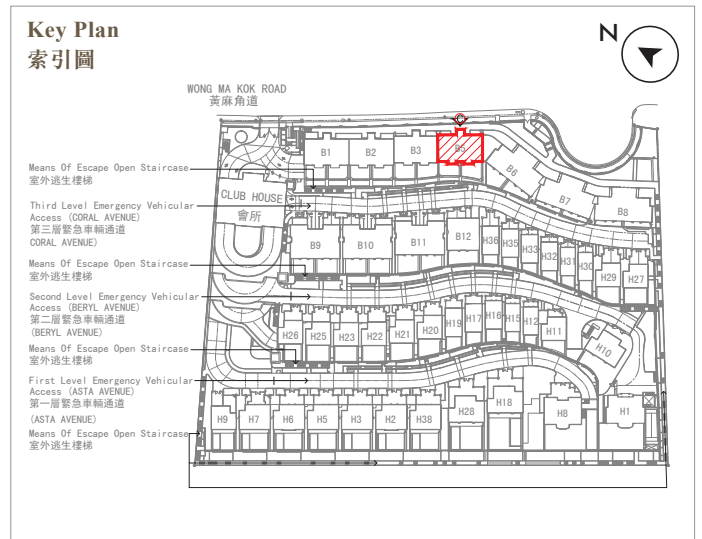
- (a) are prepared on the basis of the approved Building Plans for the Development as of 8 December 2022 and 6 June 2023; and
- (b) are in general accordance with the outward appearance of the Development.

發展項目的認可人士已證明此等圖顯示的立面 :-

- (a) 以 2022 年 12 月 8 日及 2023 年 6 月 6 日的情況為準的發展項目的經批准的建築圖則為基礎擬備；及
- (b) 大致上與發展項目的外觀一致。

20. ELEVATION PLAN
立面圖

Block 5
第5座



B = Block = 座 H = House = 洋房

Elevation Plan C
立面圖 C



Authorized Person for the Development has certified that the elevations shown on the plans :-

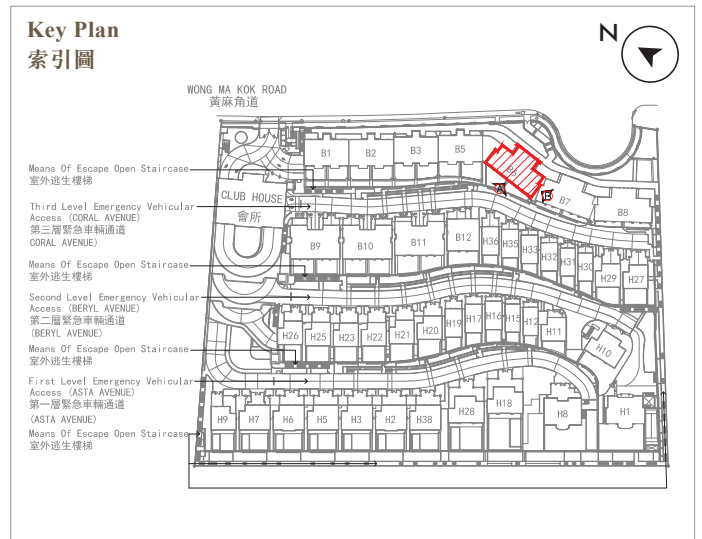
- (a) are prepared on the basis of the approved Building Plans for the Development as of 8 December 2022 and 6 June 2023; and
- (b) are in general accordance with the outward appearance of the Development.

發展項目的認可人士已證明此等圖顯示的立面 :-

- (a) 以 2022 年 12 月 8 日及 2023 年 6 月 6 日的情況為準的發展項目的經批准的建築圖則為基礎擬備；及
- (b) 大致上與發展項目的外觀一致。

20. ELEVATION PLAN
立面圖

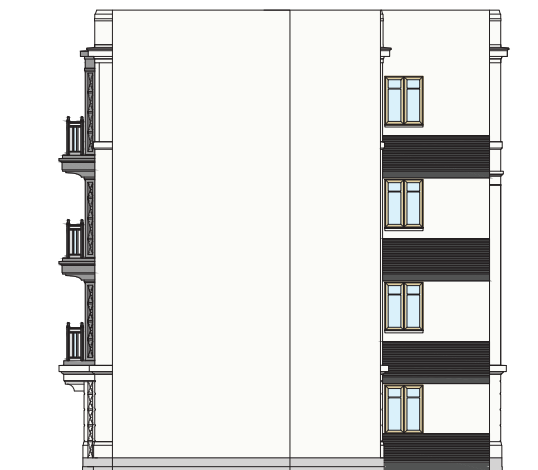
Block 6
第6座



B = Block = 座 H = House = 洋房

Elevation Plan A
立面圖 A

Elevation Plan B
立面圖 B



Authorized Person for the Development has certified that the elevations shown on the plans :-

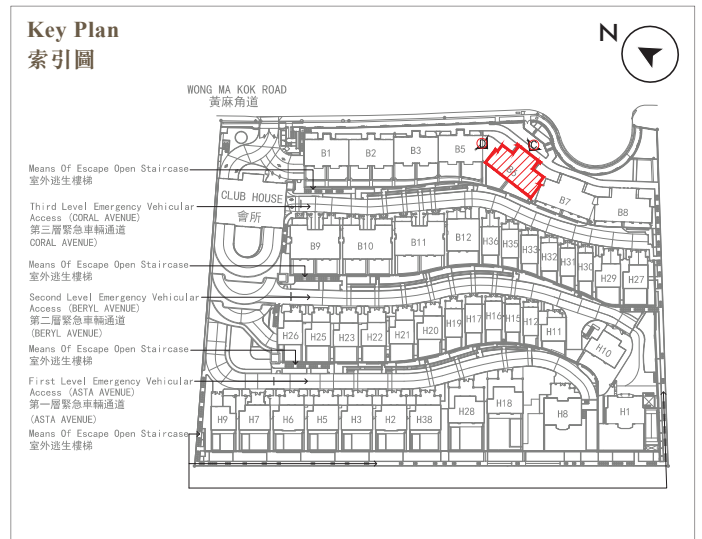
- (a) are prepared on the basis of the approved Building Plans for the Development as of 8 December 2022 and 6 June 2023; and
- (b) are in general accordance with the outward appearance of the Development.

發展項目的認可人士已證明此等圖顯示的立面 :-

- (a) 以 2022 年 12 月 8 日及 2023 年 6 月 6 日的情況為準的發展項目的經批准的建築圖則為基礎擬備；及
- (b) 大致上與發展項目的外觀一致。

20. ELEVATION PLAN
立面圖

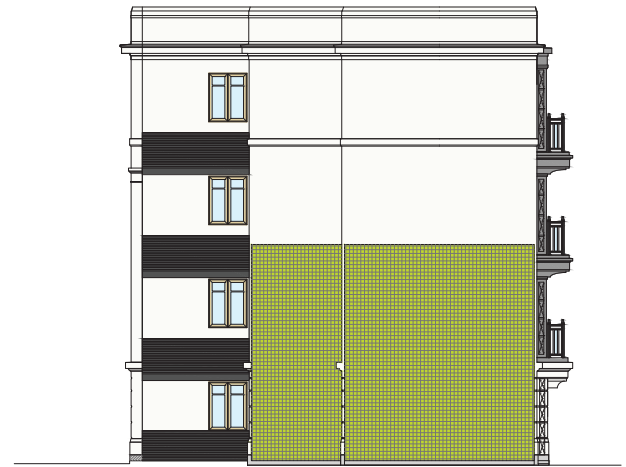
Block 6
第6座



B = Block = 座 H = House = 洋房

Elevation Plan C
立面圖 C

Elevation Plan D
立面圖 D



Authorized Person for the Development has certified that the elevations shown on the plans :-

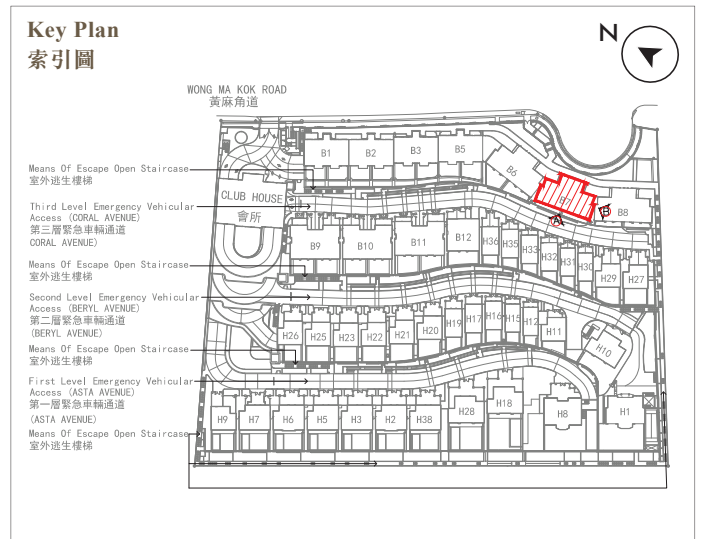
- (a) are prepared on the basis of the approved Building Plans for the Development as of 8 December 2022 and 6 June 2023; and
- (b) are in general accordance with the outward appearance of the Development.

發展項目的認可人士已證明此等圖顯示的立面 :-

- (a) 以 2022 年 12 月 8 日及 2023 年 6 月 6 日的情況為準的發展項目的經批准的建築圖則為基礎擬備；及
- (b) 大致上與發展項目的外觀一致。

20. ELEVATION PLAN
立面圖

Block 7
第7座

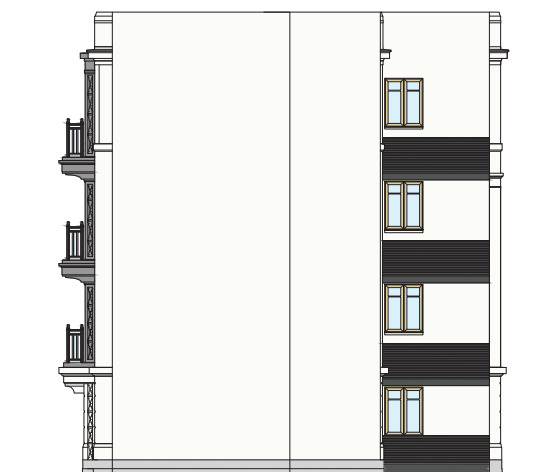


B = Block = 座 H = House = 洋房

Elevation Plan A
立面圖 A



Elevation Plan B
立面圖 B



Authorized Person for the Development has certified that the elevations shown on the plans :-

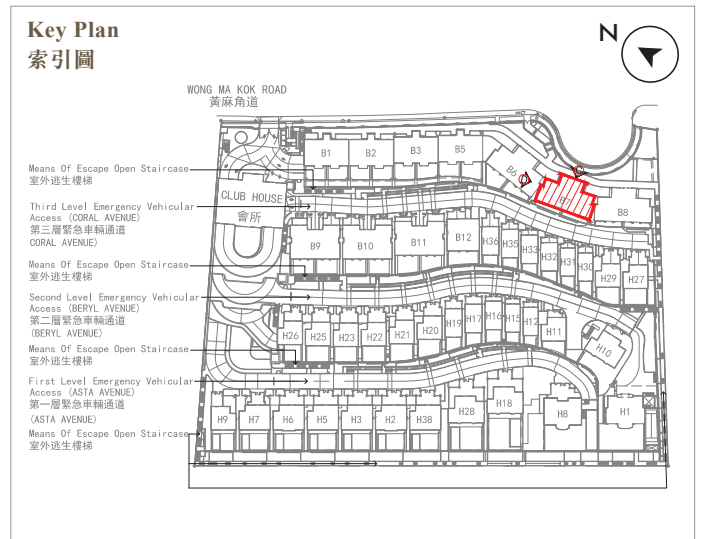
- (a) are prepared on the basis of the approved Building Plans for the Development as of 8 December 2022 and 6 June 2023; and
- (b) are in general accordance with the outward appearance of the Development.

發展項目的認可人士已證明此等圖顯示的立面 :-

- (a) 以 2022 年 12 月 8 日及 2023 年 6 月 6 日的情況為準的發展項目的經批准的建築圖則為基礎擬備；及
- (b) 大致上與發展項目的外觀一致。

20. ELEVATION PLAN
立面圖

Block 7
第7座

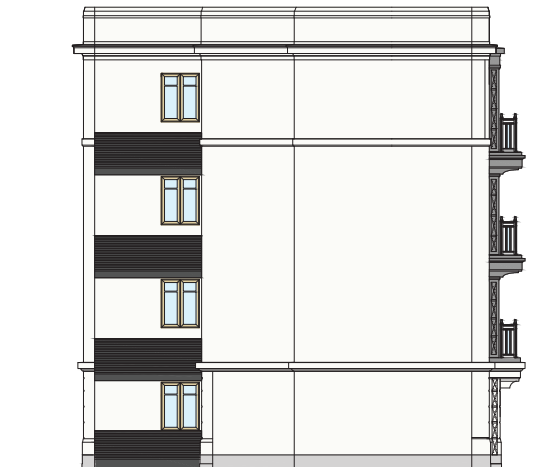


B = Block = 座 H = House = 洋房

Elevation Plan C
立面圖 C



Elevation Plan D
立面圖 D



Authorized Person for the Development has certified that the elevations shown on the plans :-

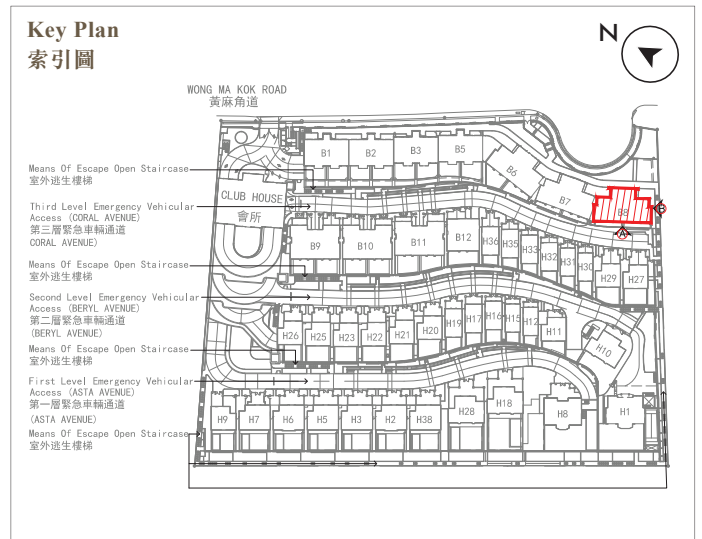
- (a) are prepared on the basis of the approved Building Plans for the Development as of 8 December 2022 and 6 June 2023; and
- (b) are in general accordance with the outward appearance of the Development.

發展項目的認可人士已證明此等圖顯示的立面 :-

- (a) 以 2022 年 12 月 8 日及 2023 年 6 月 6 日的情況為準的發展項目的經批准的建築圖則為基礎擬備；及
- (b) 大致上與發展項目的外觀一致。

20. ELEVATION PLAN
立面圖

Block 8
第8座



B = Block = 座 H = House = 洋房

Elevation Plan A
立面圖 A



Elevation Plan B
立面圖 B



Authorized Person for the Development has certified that the elevations shown on the plans :-

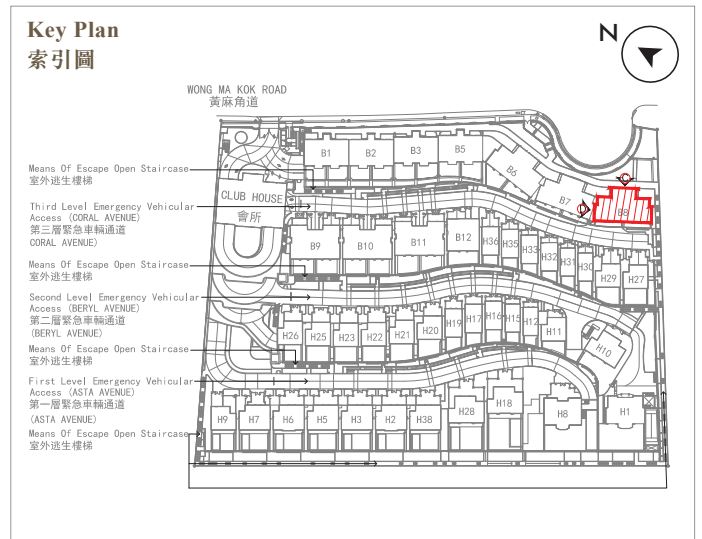
- (a) are prepared on the basis of the approved Building Plans for the Development as of 8 December 2022 and 6 June 2023; and
- (b) are in general accordance with the outward appearance of the Development.

發展項目的認可人士已證明此等圖顯示的立面 :-

- (a) 以 2022 年 12 月 8 日及 2023 年 6 月 6 日的情況為準的發展項目的經批准的建築圖則為基礎擬備；及
- (b) 大致上與發展項目的外觀一致。

20. ELEVATION PLAN
立面圖

Block 8
第8座

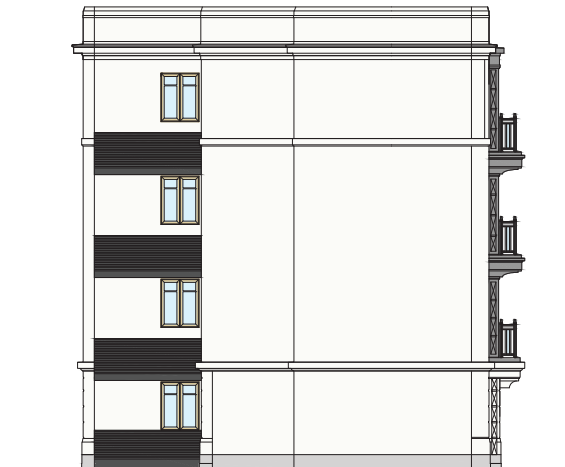


B = Block = 座 H = House = 洋房

Elevation Plan C
立面圖 C



Elevation Plan D
立面圖 D



Authorized Person for the Development has certified that the elevations shown on the plans :-

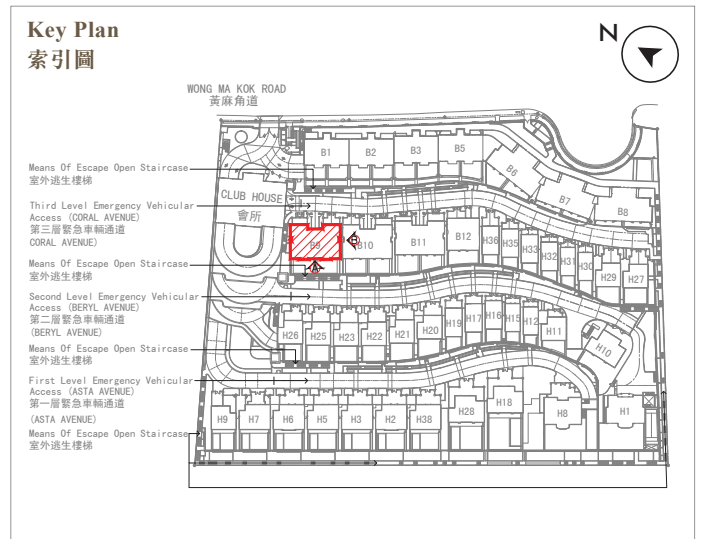
- (a) are prepared on the basis of the approved Building Plans for the Development as of 8 December 2022 and 6 June 2023; and
- (b) are in general accordance with the outward appearance of the Development.

發展項目的認可人士已證明此等圖顯示的立面 :-

- (a) 以 2022 年 12 月 8 日及 2023 年 6 月 6 日的情況為準的發展項目的經批准的建築圖則為基礎擬備；及
- (b) 大致上與發展項目的外觀一致。

20. ELEVATION PLAN
立面圖

Block 9
第9座

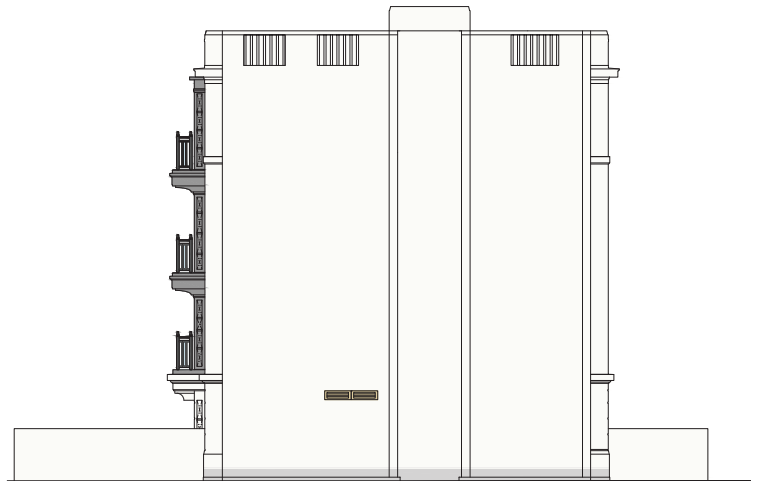


B = Block = 座 H = House = 洋房

Elevation Plan A
立面圖 A



Elevation Plan B
立面圖 B



Authorized Person for the Development has certified that the elevations shown on the plans :-

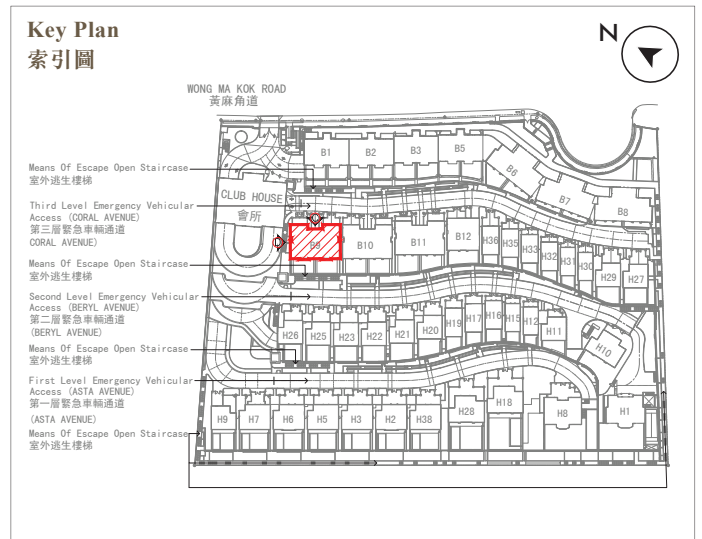
- (a) are prepared on the basis of the approved Building Plans for the Development as of 8 December 2022 and 6 June 2023; and
- (b) are in general accordance with the outward appearance of the Development.

發展項目的認可人士已證明此等圖顯示的立面 :-

- (a) 以 2022 年 12 月 8 日及 2023 年 6 月 6 日的情況為準的發展項目的經批准的建築圖則為基礎擬備；及
- (b) 大致上與發展項目的外觀一致。

20. ELEVATION PLAN
立面圖

Block 9
第9座

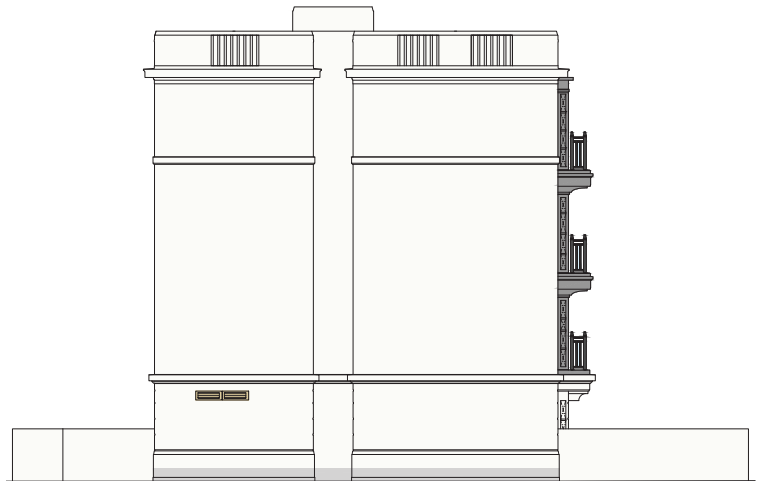


B = Block = 座 H = House = 洋房

Elevation Plan C
立面圖 C



Elevation Plan D
立面圖 D



Authorized Person for the Development has certified that the elevations shown on the plans :-

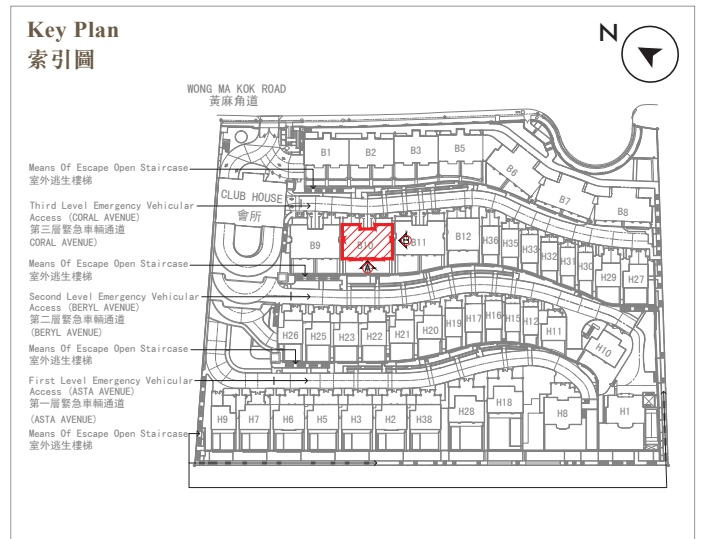
- (a) are prepared on the basis of the approved Building Plans for the Development as of 8 December 2022 and 6 June 2023; and
- (b) are in general accordance with the outward appearance of the Development.

發展項目的認可人士已證明此等圖顯示的立面 :-

- (a) 以 2022 年 12 月 8 日及 2023 年 6 月 6 日的情況為準的發展項目的經批准的建築圖則為基礎擬備；及
- (b) 大致上與發展項目的外觀一致。

20. ELEVATION PLAN
立面圖

Block 10
第10座

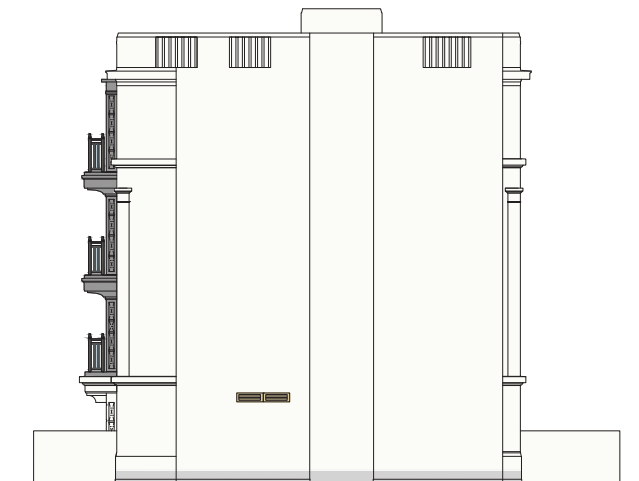


B = Block = 座 H = House = 洋房

Elevation Plan A
立面圖 A



Elevation Plan B
立面圖 B



Authorized Person for the Development has certified that the elevations shown on the plans :-

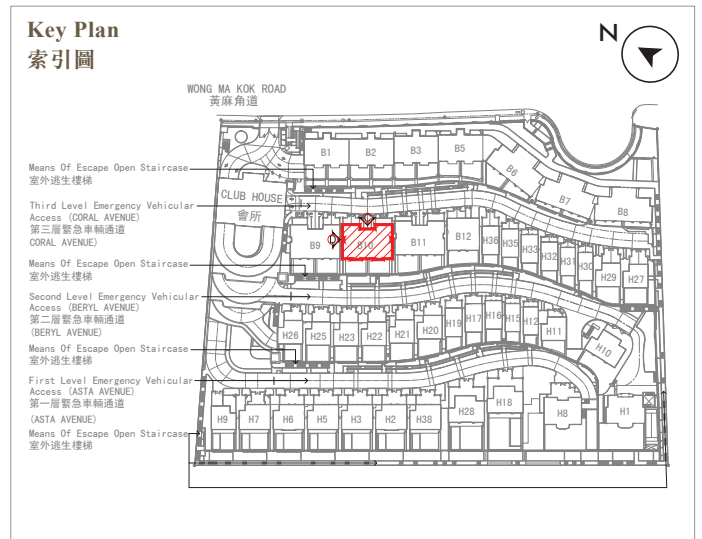
- (a) are prepared on the basis of the approved Building Plans for the Development as of 8 December 2022 and 6 June 2023; and
- (b) are in general accordance with the outward appearance of the Development.

發展項目的認可人士已證明此等圖顯示的立面 :-

- (a) 以 2022 年 12 月 8 日及 2023 年 6 月 6 日的情況為準的發展項目的經批准的建築圖則為基礎擬備；及
- (b) 大致上與發展項目的外觀一致。

20. ELEVATION PLAN
立面圖

Block 10
第10座

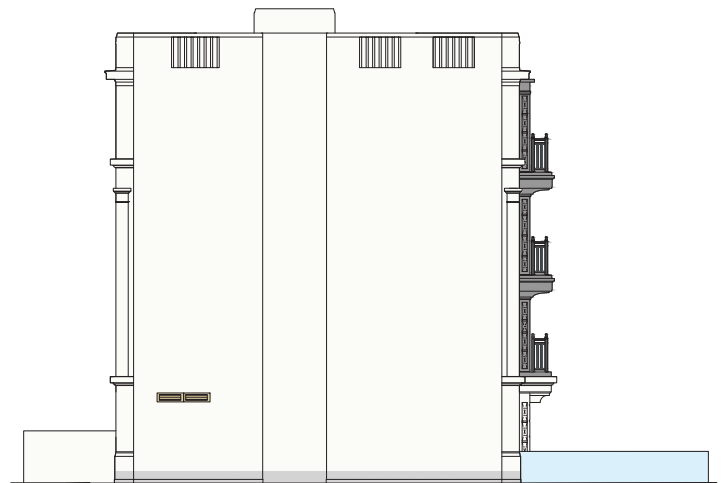


B = Block = 座 H = House = 洋房

Elevation Plan C
立面圖 C



Elevation Plan D
立面圖 D



Authorized Person for the Development has certified that the elevations shown on the plans :-

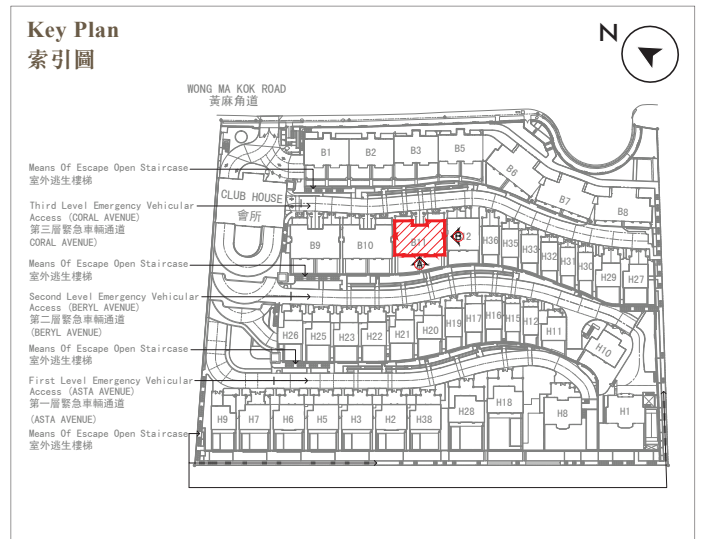
- (a) are prepared on the basis of the approved Building Plans for the Development as of 8 December 2022 and 6 June 2023; and
- (b) are in general accordance with the outward appearance of the Development.

發展項目的認可人士已證明此等圖顯示的立面 :-

- (a) 以 2022 年 12 月 8 日及 2023 年 6 月 6 日的情況為準的發展項目的經批准的建築圖則為基礎擬備；及
- (b) 大致上與發展項目的外觀一致。

20. ELEVATION PLAN
立面圖

Block 11
第11座

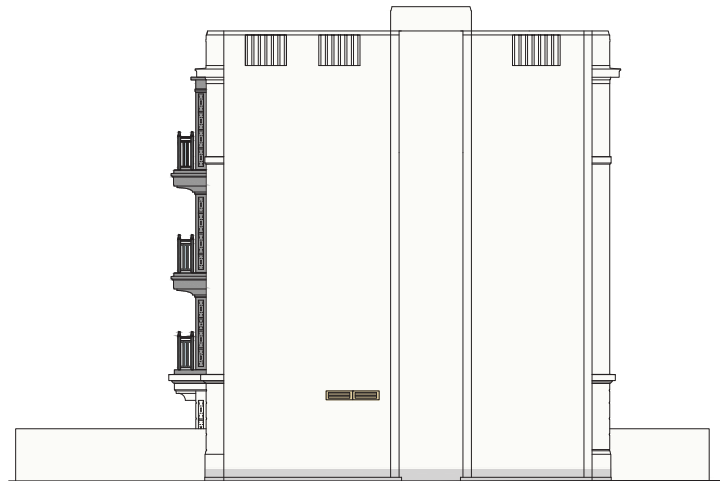


B = Block = 座 H = House = 洋房

Elevation Plan A
立面圖 A



Elevation Plan B
立面圖 B



Authorized Person for the Development has certified that the elevations shown on the plans :-

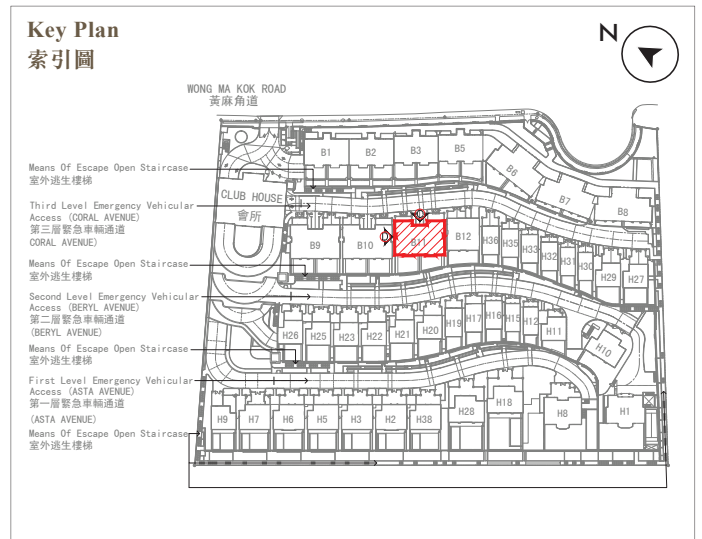
- (a) are prepared on the basis of the approved Building Plans for the Development as of 8 December 2022 and 6 June 2023; and
- (b) are in general accordance with the outward appearance of the Development.

發展項目的認可人士已證明此等圖顯示的立面 :-

- (a) 以 2022 年 12 月 8 日及 2023 年 6 月 6 日的情況為準的發展項目的經批准的建築圖則為基礎擬備；及
- (b) 大致上與發展項目的外觀一致。

20. ELEVATION PLAN
立面圖

Block 11
第11座

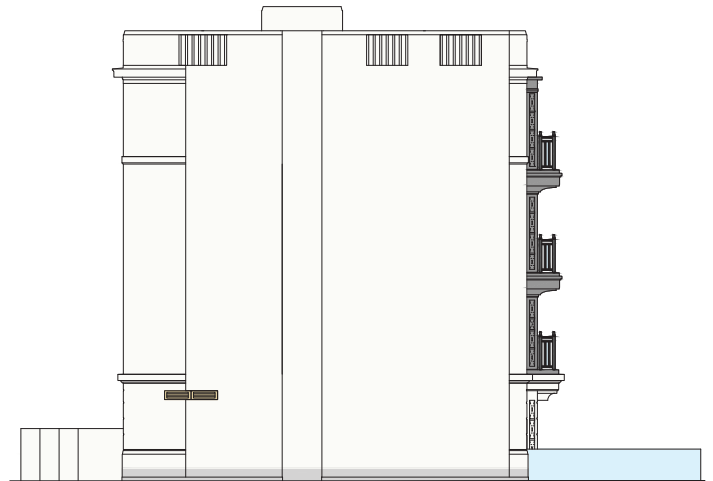


B = Block = 座 H = House = 洋房

Elevation Plan C
立面圖 C



Elevation Plan D
立面圖 D



Authorized Person for the Development has certified that the elevations shown on the plans :-

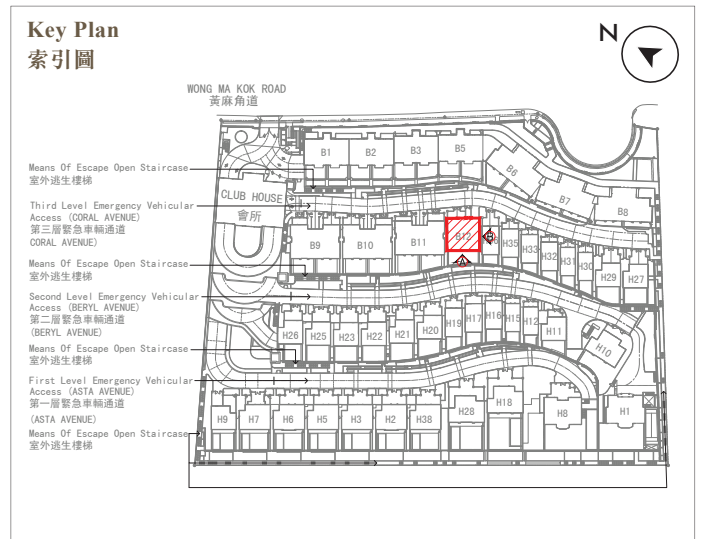
- (a) are prepared on the basis of the approved Building Plans for the Development as of 8 December 2022 and 6 June 2023; and
- (b) are in general accordance with the outward appearance of the Development.

發展項目的認可人士已證明此等圖顯示的立面 :-

- (a) 以 2022 年 12 月 8 日及 2023 年 6 月 6 日的情況為準的發展項目的經批准的建築圖則為基礎擬備；及
- (b) 大致上與發展項目的外觀一致。

20. ELEVATION PLAN
立面圖

Block 12
第12座

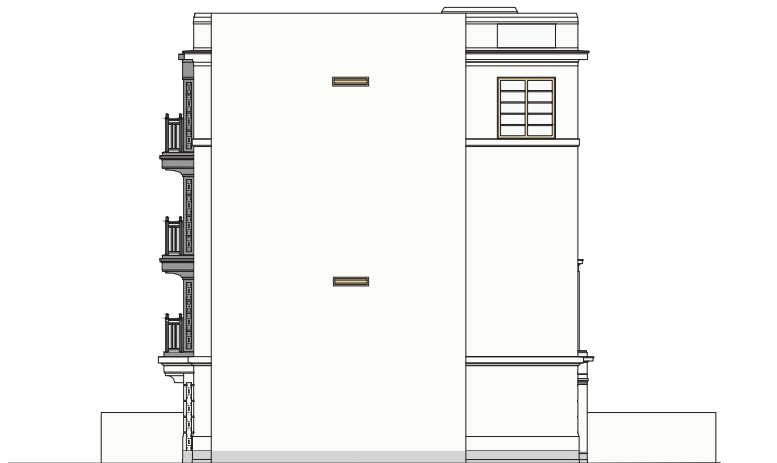


B = Block = 座 H = House = 洋房

Elevation Plan A
立面圖 A



Elevation Plan B
立面圖 B



Authorized Person for the Development has certified that the elevations shown on the plans :-

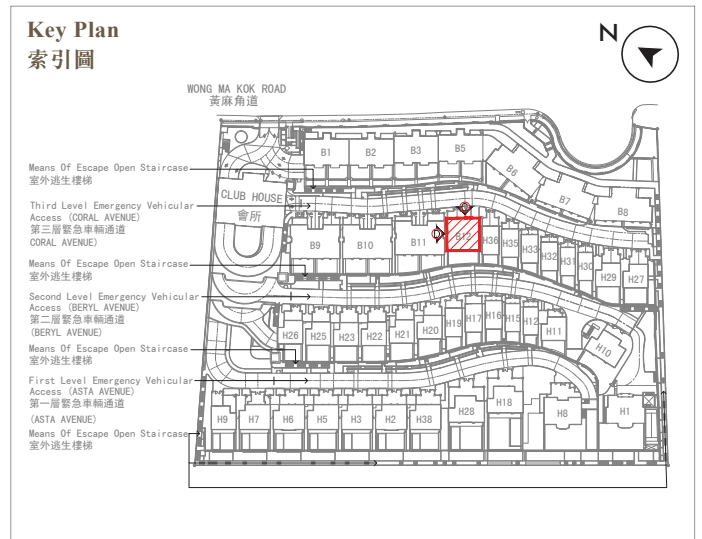
- (a) are prepared on the basis of the approved Building Plans for the Development as of 8 December 2022 and 6 June 2023; and
- (b) are in general accordance with the outward appearance of the Development.

發展項目的認可人士已證明此等圖顯示的立面 :-

- (a) 以 2022 年 12 月 8 日及 2023 年 6 月 6 日的情況為準的發展項目的經批准的建築圖則為基礎擬備；及
- (b) 大致上與發展項目的外觀一致。

20. ELEVATION PLAN
立面圖

Block 12
第12座

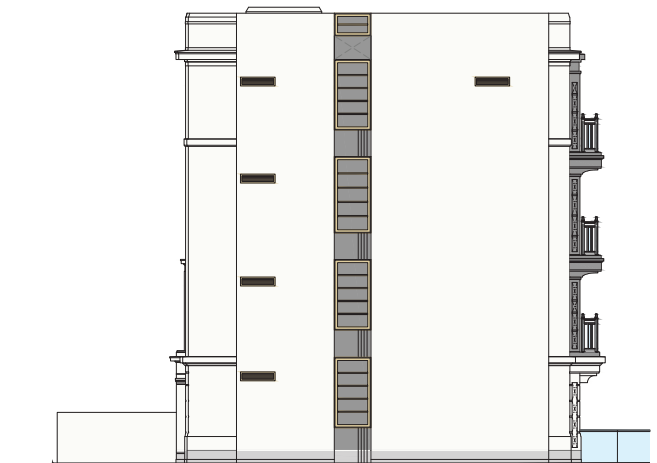


B = Block = 座 H = House = 洋房

Elevation Plan C
立面圖 C



Elevation Plan D
立面圖 D



Authorized Person for the Development has certified that the elevations shown on the plans :-

- (a) are prepared on the basis of the approved Building Plans for the Development as of 8 December 2022 and 6 June 2023; and
- (b) are in general accordance with the outward appearance of the Development.

發展項目的認可人士已證明此等圖顯示的立面 :-

- (a) 以2022年12月8日及2023年6月6日的情況為準的發展項目的經批准的建築圖則為基礎擬備；及
- (b) 大致上與發展項目的外觀一致。

21. INFORMATION ON COMMON FACILITIES IN THE DEVELOPMENT
發展項目中的公用設施的資料

Category of Common Facilities 公用設施類別	Covered 有上蓋遮蓋		Uncovered 沒有上蓋遮蓋	
	Area 面積 (sq.m. 平方米)	Area 面積 (sq.ft. 平方呎)	Area 面積 (sq.m. 平方米)	Area 面積 (sq.ft. 平方呎)
Residents' clubhouse (including any recreational facilities for residents' use) 住客會所 (包括供住客使用的任何康樂設施)	1,049.238	11,294	253.250	2,726
Communal garden or play area for residents' use on the roof, or on any floor between the roof and the lowest residential floor, of a building in the Development (whether known as a communal sky garden or otherwise) 位於發展項目中的建築物的天台或在天台和最低一層住宅樓層之間的任何一層的、供住客使用的公用花園或遊樂地方 (不論是稱為公用空中花園或其他名稱)	Not Applicable 不適用	Not Applicable 不適用	5,341.753	57,499
Communal garden or play area for residents' use below the lowest residential floor of a building in the Development (whether known as a covered and landscaped play area or otherwise) 位於發展項目中的建築物的最低一層住宅樓層以下的、供住客使用的公用花園或遊樂地方 (不論是稱為有蓋及園景的遊樂場或有其他名稱)	Not Applicable 不適用	Not Applicable 不適用	Not Applicable 不適用	Not Applicable 不適用

Notes:

The above areas have been converted to square feet based on a conversion rate of 1 square metre = 10.764 square feet and rounded to the nearest square foot, which may be slightly different from the area shown in square metre.

備註：

上述所列之面積以1平方米=10.764平方呎換算，並四捨五入至整數平方呎，以平方呎與以平方米表述之面積可能有些微差異。

22. INSPECTION OF PLANS AND DEED OF MUTUAL COVENANT

閱覽圖則及公契

1. The address of the website on which a copy of the outline zoning plan relating to the Development is available at: www.ozp.tpb.gov.hk.
 2. (a) A copy of the latest draft of every deed of mutual covenant in respect of the specified residential properties as at the date on which the specified residential properties are offered to be sold is available for inspection at the place at which the specified residential properties are offered to be sold.
(b) The inspection is free of charge.
1. 備有關於本發展項目的分區計劃大綱圖的文本供閱覽的互聯網網站的網址為 www.ozp.tpb.gov.hk。
 2. (a) 關於指明住宅物業的每一公契在將指明住宅物業提供出售的日期的最新擬稿的文本存放在指明住宅物業的售樓處，以供閱覽。
(b) 無須為閱覽付費。

23. FITTING, FINISHES AND APPLIANCES
裝置、裝修物料及設備

1. Exterior Finishes
For all Houses

Item	Description		
(a) External Wall	Type of finishes	House 1 and House 8	Natural stone, glass balustrade, glass wall, aluminium cladding and louver
		House 2 - House 3, House 5 - House 7, House 9 - House 12, House 15 - House 23, House 25 - House 33, House 35 - House 36 and House 38	Natural stone, glass balustrade, aluminium cladding and louver
(b) Window	Material of frame	Aluminium frame with fluorocarbon coating	
	Material of glass	Insulated glass unit (IGU)	
(c) Bay Window	Material of bay window	Not applicable	
	Finishes of window sill	Not applicable	
(d) Planter	Type of finishes	Not applicable	
(e) Verandah or Balcony	(i) Type of finishes of balcony	Balcony: Floor: Homogeneous tiles Wall: Natural stone and aluminium cladding Ceiling: Aluminium ceiling	
	(ii) Whether it is covered	Balcony: Covered (the following are excepted) The following balconies are uncovered: - House 1 and House 8: 1/F - House 2 - House 3, House 5 - House 7, House 9 - House 12, House 15 - House 23, House 25 - House 33, House 35 - House 36 and House 38: 2/F	
	Verandah	Not applicable	
(f) Drying Facilities for Clothing	Type	Not applicable	
	Material		

Notes:

House 4, House 13, House 14, House 24, House 34 and House 37 are omitted

23. FITTING, FINISHES AND APPLIANCES 裝置、裝修物料及設備

1. 外部裝修物料 適用於所有洋房

細項	描述		
(a) 外牆	裝修物料的類型	1號洋房及8號洋房	天然石、玻璃欄河、玻璃外牆、鋁質覆蓋層及百葉
		2號洋房至3號洋房、 5號洋房至7號洋房、 9號洋房至12號洋房、 15號洋房至23號洋房、 25號洋房至33號洋房、 35號洋房至36號洋房及 38號洋房	天然石、玻璃欄河、鋁質覆蓋層及百葉
(b) 窗	框的用料	氟化碳噴塗鋁窗框	
	玻璃的用料	雙層中空玻璃	
(c) 窗台	窗台的用料	不適用	
	窗台板的裝修物料	不適用	
(d) 花槽	裝修物料的類型	不適用	
(e) 陽台或露台	(i) 露台裝修物料的類型	露台： 地台：均質磚 牆身：天然石及鋁質覆蓋層 天花：鋁質天花	
	(ii) 是否有蓋	露台：有蓋(以下除外) 以下露台沒有蓋： - 1號洋房及8號洋房：1樓 - 2號洋房至3號洋房、5號洋房至7號洋房、9號洋房至12號洋房、15號洋房至23號洋房、 25號洋房至33號洋房、35號洋房至36號洋房及38號洋房：2樓	
	陽台	不適用	
(f) 乾衣設施	類型	不適用	
	用料		

備註：
不設4號洋房、13號洋房、14號洋房、24號洋房、34號洋房及37號洋房

23. FITTING, FINISHES AND APPLIANCES
裝置、裝修物料及設備

2. Interior Finishes

For House 1-House 3, House 6, House 9-House 10, House 16, House 18-House 19, House 21, House 26 and House 29

Item	Description	Wall	Floor	Ceiling	
(a) Lobby	Type of finishes for Lift Lobby on LG/F	Plastered and painted with emulsion paint on exposed surfaces	Cement sand screeding on exposed surface	Plastered and painted with emulsion paint on exposed surfaces	
		Wall	Floor	Ceiling	
(b) Internal Wall and Ceiling	Type of finishes for Living Room, Dining Room and Bedroom	Plastered and painted with emulsion paint on exposed surfaces	Plastered and painted with emulsion paint on exposed surfaces		
		Floor	Skirting		
(c) Internal Floor	Material for Living Room, Dining Room and Bedroom	Cement sand screeding on exposed surface	Not applicable		
		Wall	Floor	Ceiling	
(d) Bathroom	(i) Type of finishes	Plastered and painted with emulsion paint on exposed surfaces	Cement sand screeding on exposed surface	Plastered and painted with emulsion paint on exposed surfaces	
	(ii) Whether the wall finishes run up to the ceiling	Yes			
		Wall	Floor	Ceiling	Cooking Bench
(e) Kitchen	(i) Type of finishes	Plastered and painted with emulsion paint on exposed surfaces	Cement sand screeding on exposed surface	Plastered and painted with emulsion paint on exposed surfaces	Not provided
	(ii) Whether the wall finishes run up to the ceiling	Yes			

23. FITTING, FINISHES AND APPLIANCES 裝置、裝修物料及設備

2. 室內裝修物料

適用於1號洋房至3號洋房、6號洋房、9號洋房至10號洋房、16號洋房、18號洋房至19號洋房、21號洋房、26號洋房及29號洋房

細項	描述	牆壁	地板	天花板	
(a) 大堂	於地下低層之升降機大堂裝修物料之類型	外露位置批蕩並髹上乳膠漆	外露位置鋪設水泥砂漿面	外露位置批蕩並髹上乳膠漆	
(b) 內牆及天花板	客廳、飯廳及睡房裝修物料之類型	外露位置批蕩並髹上乳膠漆	天花板	外露位置批蕩並髹上乳膠漆	
(c) 內部地板	客廳、飯廳及睡房的用料	地板	牆腳線		
		外露位置鋪設水泥砂漿面	不適用		
(d) 浴室	(i) 裝修物料之類型	牆壁	地板	天花板	
	(ii) 牆壁的裝修物料是否鋪至天花板	外露位置批蕩並髹上乳膠漆	外露位置鋪設水泥砂漿面	外露位置批蕩並髹上乳膠漆	
		是			
(e) 廚房	(i) 裝修物料之類型	牆壁	地板	天花板	灶台
	(ii) 牆壁的裝修物料是否鋪至天花板	外露位置批蕩並髹上乳膠漆	外露位置鋪設水泥砂漿面	外露位置批蕩並髹上乳膠漆	不提供
		是			

23. FITTING, FINISHES AND APPLIANCES
裝置、裝修物料及設備

2. Interior Finishes

For House 5, House 7-House 8, House 11-House 12, House 15, House 17, House 20, House 22-House 23, House 27-House 28, House 30-House 33 and House 35

Item	Description		Wall	Floor	Ceiling
(a) Lobby	Type of finishes for Lift Lobby on L/G/F		Plastered and painted with emulsion paint on exposed surfaces	Natural stone to the exposed surface with natural stone skirting	Plastered and paint with emulsion paint on exposed surfaces; Gypsum board with emulsion paint where false ceiling or bulkhead are provided
			Wall	Ceiling	
(b) Internal Wall and Ceiling	Type of finishes for Living Room, Dining Room and Bedroom		Plastered and painted with emulsion paint on exposed surfaces	Plastered and paint with emulsion paint on exposed surfaces; Gypsum board with emulsion paint where false ceiling or bulkhead are provided	
			Floor	Skirting	
(c) Internal Floor	Material for Living Room and Dining Room		Natural stone	Natural stone	
	Material for Bedroom	Master Bedroom and Bedroom 2 (Applicable to House 5, House 7 and House 8)	Engineered timber and natural stone border	Timber	
		Bedroom 1 and Bedroom 3 (Applicable to House 5, House 7 and House 8)	Engineered timber		
		Bedroom 4 (Applicable to House 8)	Engineered timber and natural stone border		
		Master Bedroom, Bedroom 1 and Bedroom 2 (Applicable to House 11, House 20, House 22, House 23 and House 27)	Engineered timber and natural stone border		
		Bedroom 3 (Applicable to House 11, House 20, House 22, House 23 and House 27)	Engineered timber		
		Master Bedroom (Applicable to House 12, House 15, House 17, House 30, House 31, House 32, House 33 and House 35)	Engineered timber and natural stone border		
		Bedroom 1, Bedroom 2 and Bedroom 3 (Applicable to House 12, House 15, House 17, House 30, House 31, House 32, House 33 and House 35)	Engineered timber		

23. FITTING, FINISHES AND APPLIANCES 裝置、裝修物料及設備

2. 室內裝修物料

適用於5號洋房、7號洋房至8號洋房、11號洋房至12號洋房、15號洋房、17號洋房、20號洋房、22號洋房至23號洋房、27號洋房至28號洋房、30號洋房至33號洋房及35號洋房

細項	描述		牆壁	地板	天花板
(a) 大堂	於地下低層之升降機大堂裝修物料的類型		外露位置批蕩並髹上乳膠漆	外露位置鋪設天然石配天然石牆腳線	外露位置批蕩並髹上乳膠漆；石膏板假天花或假陣並髹上乳膠漆
(b) 內牆及天花板	客廳、飯廳及睡房裝修物料的類型		外露位置批蕩並髹上乳膠漆	地板	天花板
			牆壁	地板	牆腳線
(c) 內部地板	客廳及飯廳的用料		天然石	天然石	
	睡房的用料	主人睡房及睡房2 (適用於5號洋房、7號洋房及8號洋房)	複合木及天然石圍邊	木	
		睡房1及睡房3 (適用於5號洋房、7號洋房及8號洋房)	複合木		
		睡房4 (適用於8號洋房)	複合木及天然石圍邊		
		主人睡房、睡房1及睡房2 (適用於11號洋房、20號洋房、22號洋房、23號洋房及27號洋房)	複合木及天然石圍邊		
		睡房3 (適用於11號洋房、20號洋房、22號洋房、23號洋房及27號洋房)	複合木		
		主人睡房 (適用於12號洋房、15號洋房、17號洋房、30號洋房、31號洋房、32號洋房、33號洋房及35號洋房)	複合木及天然石圍邊		
		睡房1、睡房2及睡房3 (適用於12號洋房、15號洋房、17號洋房、30號洋房、31號洋房、32號洋房、33號洋房及35號洋房)	複合木		

23. FITTING, FINISHES AND APPLIANCES
裝置、裝修物料及設備

2. Interior Finishes

For House 5, House 7-House 8, House 11-House 12, House 15, House 17, House 20, House 22-House 23, House 27-House 28, House 30-House 33 and House 35

Item	Description		Floor	Skirting		
(c) Internal Floor	Material for Bedroom	Master Bedroom and Bedroom 3 (Applicable to House 28)	Engineered timber and natural stone border	Timber		
		Bedroom 1, Bedroom 2 and Bedroom 4 (Applicable to House 28)	Engineered timber			
			Wall	Floor	Ceiling	
(d) Bathroom	(i) Type of finishes					
	Master Bathroom, Bathroom 1, Bathroom 2, Bathroom 3 and Bathroom 4 (Applicable to House 11, House 20, House 22, House 23 and House 27)		Natural stone to the exposed surface		Gypsum board false ceiling in emulsion paint with natural stone moulding	
	Master Bathroom, Bathroom 1, Bathroom 2, Bathroom 3, Bathroom 4 and Bathroom 5 (Applicable to House 5 and House 7)		Natural stone to the exposed surface		Gypsum board false ceiling with glass fiber reinforced gypsum moulding in emulsion paint	
	Bathroom 5 (Applicable to House 11, House 20, House 22, House 23 and House 27)		Ceramic tiles to the exposed surface		Gypsum board false ceiling in emulsion paint	
	Bathroom 6 (Applicable to House 5 and House 7)		Ceramic tiles to the exposed surface			
	Master Bathroom, Bathroom 1, Bathroom 2, Bathroom 3, Bathroom 4, Bathroom 5 and Bathroom 7 (Applicable to House 8)		Natural stone to the exposed surface		Gypsum board false ceiling with glass fiber reinforced gypsum moulding in emulsion paint	
	Bathroom 6 (Applicable to House 8)		Ceramic tiles to the exposed surface		Gypsum board false ceiling in emulsion paint	
	Master Bathroom, Bathroom, Bathroom 1, Bathroom 2, Bathroom 3, Bathroom 4, Bathroom 5 and Bathroom 7 (Applicable to House 28)		Natural stone to the exposed surface		Gypsum board false ceiling with glass fiber reinforced gypsum moulding in emulsion paint	
	Bathroom 6 (Applicable to House 28)		Ceramic tiles to the exposed surface		Gypsum board false ceiling in emulsion paint	
	Master Bathroom, Bathroom 1 and Bathroom 2 (Applicable to House 12, House 15, House 17, House 30, House 31, House 32, House 33 and House 35)		Natural stone to the exposed surface		Gypsum board false ceiling in emulsion paint with natural stone moulding	
	Bathroom (Applicable to House 12, House 15, House 17, House 30, House 31, House 32, House 33, and House 35)		Ceramic tiles to the exposed surface		Gypsum board false ceiling in emulsion paint	
Bathroom 3 (Applicable to House 17, House 32, House 33 and House 35)		Natural stone to the exposed surface		Gypsum board false ceiling in emulsion paint with natural stone moulding		
(ii) Whether the wall finishes run up to the ceiling		Run up to the level of false ceiling				
			Wall	Floor	Ceiling	
(e) Kitchen	(i) Type of finishes		Natural stone to the exposed surface	Natural stone to the exposed surface	Gypsum board false ceiling with glass fiber reinforced gypsum moulding in emulsion paint	Corian stone
	(ii) Whether the wall finishes run up to the ceiling		Run up to the level of false ceiling			

23. FITTING, FINISHES AND APPLIANCES
裝置、裝修物料及設備

2. 室內裝修物料

適用於5號洋房、7號洋房至8號洋房、11號洋房至12號洋房、15號洋房、17號洋房、20號洋房、22號洋房至23號洋房、27號洋房至28號洋房、30號洋房至33號洋房及35號洋房

細項	描述		地板	牆腳線		
(c) 內部地板	睡房的用料	主人睡房及睡房3 (適用於28號洋房)	複合木及天然石圍邊	木		
		睡房1、睡房2及睡房4 (適用於28號洋房)	複合木			
			牆壁	地板	天花板	
(d) 浴室	(i) 裝修物料的類型					
	主人浴室、浴室1、浴室2、浴室3及浴室4 (適用於11號洋房、20號洋房、22號洋房、23號洋房及27號洋房)		外露位置鋪設天然石	石膏板假天花並髹上乳膠漆配天然石飾條		
	主人浴室、浴室1、浴室2、浴室3、浴室4及浴室5 (適用於5號洋房及7號洋房)		外露位置鋪設天然石	石膏板假天花配玻璃纖維強化石膏飾條並髹上乳膠漆		
	浴室5 (適用於11號洋房、20號洋房、22號洋房、23號洋房及27號洋房)		外露位置鋪設瓷磚	石膏板假天花並髹上乳膠漆		
	浴室6 (適用於5號洋房及7號洋房)		外露位置鋪設瓷磚			
	主人浴室、浴室1、浴室2、浴室3、浴室4、浴室5及浴室7 (適用於8號洋房)		外露位置鋪設天然石	石膏板假天花配玻璃纖維強化石膏飾條並髹上乳膠漆		
	浴室6 (適用於8號洋房)		外露位置鋪設瓷磚	石膏板假天花並髹上乳膠漆		
	主人浴室、浴室、浴室1、浴室2、浴室3、浴室4、浴室5及浴室7 (適用於28號洋房)		外露位置鋪設天然石	石膏板假天花配玻璃纖維強化石膏飾條並髹上乳膠漆		
	浴室6 (適用於28號洋房)		外露位置鋪設瓷磚	石膏板假天花並髹上乳膠漆		
	主人浴室、浴室1及浴室2 (適用於12號洋房、15號洋房、17號洋房、30號洋房、31號洋房、32號洋房、33號洋房及35號洋房)		外露位置鋪設天然石	石膏板假天花並髹上乳膠漆配天然石飾條		
	浴室 (適用於12號洋房、15號洋房、17號洋房、30號洋房、31號洋房、32號洋房、33號洋房及35號洋房)		外露位置鋪設瓷磚	石膏板假天花並髹上乳膠漆		
	浴室3 (適用於17號洋房、32號洋房、33號洋房及35號洋房)		外露位置鋪設天然石	石膏板假天花並髹上乳膠漆配天然石飾條		
(ii) 牆壁的裝修物料是否鋪至天花板		鋪砌至假天花底				
			牆壁	地板	天花板	灶台
(e) 廚房	(i) 裝修物料的類型		外露位置鋪設天然石	外露位置鋪設天然石	石膏板假天花配玻璃纖維強化石膏飾條並髹上乳膠漆	可麗耐石材
	(ii) 牆壁的裝修物料是否鋪至天花板		鋪砌至假天花底			

23. FITTING, FINISHES AND APPLIANCES
裝置、裝修物料及設備

2. Interior Finishes

For House 25, House 36 and House 38

Item	Description			Wall	Floor	Ceiling
(a) Lobby	Type of finishes for Lift Lobby on LG/F		Living Room (Applicable to House 25)	Natural stone, wood veneer finish, coloured stainless steel and fabric	Natural stone	Gypsum board false ceiling in emulsion paint
			Living Room (Applicable to House 36)	Natural stone and coloured stainless steel		
			Living Room (Applicable to House 38)	Wood veneer finish and special paint finish	Engineered timber and natural stone	
(b) Internal Wall and Ceiling	Type of finishes for Living Room		Living Room (Applicable to House 25)	Natural stone, wood veneer finish, coloured stainless steel and fabric	Gypsum board false ceiling in emulsion paint and coloured stainless steel	
			Living Room (Applicable to House 36)	Natural stone and coloured stainless steel	Engineered timber and gypsum board with emulsion paint where false ceiling or bulkhead are provided	
			Living Room (Applicable to House 38)	Wood veneer finish and special paint finish	Gypsum board false ceiling in emulsion paint	
	Type of finishes for Dining Room		Dining Room (Applicable to House 25)	Wood, resin panel and fabric	Gypsum board false ceiling in emulsion paint and coloured stainless steel	
			Dining Room (Applicable to House 36)	Natural stone, wood veneer finish and coloured stainless steel	Gypsum board false ceiling in emulsion paint	
			Dining Room (Applicable to House 38)	Wood veneer finish, special paint finish, wallcovering and glass screen		
	Type of finishes for Bedroom		Master Bedroom (Applicable to House 25)	Wallcovering, wood veneer finish and fabric	Gypsum board with emulsion paint where false ceiling or bulkhead are provided and wallcovering	
			Bedroom 1 (Applicable to House 25)	Wallcovering, coloured stainless steel and fabric	Gypsum board with emulsion paint where false ceiling or bulkhead are provided and metal	
			Bedroom 2 (Applicable to House 25)	Wallcovering, coloured stainless steel and glass	Gypsum board with emulsion paint where false ceiling or bulkhead are provided	
			Bedroom 3 (Applicable to House 25)	Wallcovering		
			Master Bedroom (Applicable to House 36)	Natural stone, wood veneer finish and coloured stainless steel	Gypsum board with emulsion paint where false ceiling or bulkhead are provided and wood veneer finish	
			Bedroom 1 (Applicable to House 36)	Wood, fabric and coloured stainless steel	Gypsum board with emulsion paint where false ceiling or bulkhead are provided	
			Bedroom 2 (Applicable to House 36)	Wood, fabric and coloured stainless steel	Gypsum board with emulsion paint where false ceiling or bulkhead are provided and coloured stainless steel	
			Bedroom 3 (Applicable to House 36)	Wood veneer finish, texture paint and fabric	Gypsum board with emulsion paint where false ceiling or bulkhead are provided	
			Master Bedroom (Applicable to House 38)	Plastered with emulsion paint, wood veneer finish and mirror		
Bedroom 1 (Applicable to House 38)	Plastered with emulsion paint, wood veneer finish and fabric					
Bedroom 2 (Applicable to House 38)	Sintered stone, plastered with emulsion paint, wood veneer finish and mirror					
Bedroom 3 (Applicable to House 38)	Lacquered panel					

23. FITTING, FINISHES AND APPLIANCES 裝置、裝修物料及設備

2. 室內裝修物料

適用於25號洋房、36號洋房及38號洋房

細項	描述			牆壁	地板	天花板
(a) 大堂	於地下低層之升降機大堂裝修物料的類型			適用於25號洋房 - 木皮飾面、布料及有色不銹鋼	天然石	石膏板假天花髹上乳膠漆
				適用於36號洋房 - 天然石、有色不銹鋼及玻璃		
				適用於38號洋房 - 木皮飾面及特色油漆飾面	複合木及天然石	
				牆壁	天花板	
(b) 內牆及天花板	客廳裝修物料 的類型	客廳 (適用於 25號洋房)	天然石、木皮飾面、有色不銹鋼 及布料	石膏板假天花髹上乳膠漆及有色不銹鋼		
		客廳 (適用於 36號洋房)	天然石及有色不銹鋼	複合木及石膏板假天花或假陣並髹上乳膠漆		
		客廳 (適用於 38號洋房)	木皮飾面及特色油漆飾面	石膏板假天花髹上乳膠漆		
	飯廳裝修物料 的類型	飯廳 (適用於 25號洋房)	木材、樹脂面板及布料	石膏板假天花髹上乳膠漆及有色不銹鋼		
		飯廳 (適用於 36號洋房)	天然石、木皮飾面及有色不銹鋼	石膏板假天花髹上乳膠漆		
		飯廳 (適用於 38號洋房)	木皮飾面、特色油漆飾面、牆紙 及玻璃屏幕			
	睡房裝修物料 的類型	主人睡房 (適用於 25號洋房)	牆紙、木皮飾面及布料	石膏板假天花或假陣並髹上乳膠漆及牆紙		
		睡房1 (適用於 25號洋房)	牆紙、有色不銹鋼及布料	石膏板假天花或假陣並髹上乳膠漆及金屬		
		睡房2 (適用於 25號洋房)	牆紙、有色不銹鋼及玻璃	石膏板假天花或假陣並髹上乳膠漆		
		睡房3 (適用於 25號洋房)	牆紙			
		主人睡房 (適用於 36號洋房)	天然石、木皮飾面及有色不銹鋼	石膏板假天花或假陣並髹上乳膠漆及木皮飾面		
		睡房1 (適用於 36號洋房)	木材、布料及有色不銹鋼	石膏板假天花或假陣並髹上乳膠漆		
		睡房2 (適用於 36號洋房)	木材、布料及有色不銹鋼	石膏板假天花或假陣並髹上乳膠漆及有色不銹鋼		
		睡房3 (適用於 36號洋房)	木皮飾面、紋理塗漆及布料	石膏板假天花或假陣並髹上乳膠漆		
		主人睡房 (適用於 38號洋房)	批蕩髹上乳膠漆、木皮飾面及鏡			
		睡房1 (適用於 38號洋房)	批蕩髹上乳膠漆、木皮飾面及 布料			
	睡房2 (適用於 38號洋房)	岩板、批蕩髹上乳膠漆、 木皮飾面及鏡				
		睡房3 (適用於 38號洋房)	焗漆面板			

23. FITTING, FINISHES AND APPLIANCES
裝置、裝修物料及設備

2. Interior Finishes

For House 25, House 36 and House 38

Item	Description		Floor	Skirting
(c) Internal Floor	Material for Living Room	Living Room (Applicable to House 25)	Natural stone	Stone, timber and metal
		Living Room (Applicable to House 36)	Natural stone	Stone
		Living Room (Applicable to House 38)	Natural stone, engineered timber and coloured stainless steel	Stone
	Material for Dining Room	Dining Room (Applicable to House 25)	Natural stone	Stone, timber and metal
		Dining Room (Applicable to House 36)	Natural stone	Stone and timber
		Dining Room (Applicable to House 38)	Natural stone, engineered timber and coloured stainless steel	Stone
	Material for Bedroom	Master Bedroom and Bedroom 1 (Applicable to House 25)	Engineered timber	Timber
		Bedroom 2 (Applicable to House 25)	Carpet	Metal
		Bedroom 3 (Applicable to House 25)	Carpet	Timber
		Master Bedroom, Bedroom 1, Bedroom 2 and Bedroom 3 (Applicable to House 36)	Engineered timber	Timber
		Master Bedroom (Applicable to House 38)	Engineered timber and carpet	Timber
		Bedroom 1 (Applicable to House 38)	Engineered timber	Timber
		Bedroom 2 (Applicable to House 38)	Engineered timber	Timber
		Bedroom 3 (Applicable to House 38)	Engineered timber	Timber

23. FITTING, FINISHES AND APPLIANCES
裝置、裝修物料及設備

2. 室內裝修物料

適用於25號洋房、36號洋房及38號洋房

細項	描述			
		地板	牆腳線	
(c) 內部地板	客廳的用料	客廳 (適用於 25號洋房)	天然石	石材、木及金屬
		客廳 (適用於 36號洋房)	天然石	石材
		客廳 (適用於 38號洋房)	天然石、複合木及有色不銹鋼	石材
	飯廳的用料	飯廳 (適用於 25號洋房)	天然石	石材、木及金屬
		飯廳 (適用於 36號洋房)	天然石	石材及木
		飯廳 (適用於 38號洋房)	天然石、複合木及有色不銹鋼	石材
	睡房的用料	主人睡房及 睡房1 (適用於 25號洋房)	複合木	木
		睡房2 (適用於 25號洋房)	地毯	金屬
		睡房3 (適用於 25號洋房)	地毯	木
		主人睡房、 睡房1、睡房2 及睡房3 (適用於 36號洋房)	複合木	木
		主人睡房 (適用於 38號洋房)	複合木及地毯	木
		睡房1 (適用於 38號洋房)	複合木	木
		睡房2 (適用於 38號洋房)	複合木	木
		睡房3 (適用於 38號洋房)	複合木	木

23. FITTING, FINISHES AND APPLIANCES
裝置、裝修物料及設備

2. Interior Finishes

For House 25, House 36 and House 38

Item	Description		Wall	Floor	Ceiling	
(d) Bathroom	(i) Type of finishes					
	Master Bathroom (Applicable to House 25 and House 36)		Natural stone	Natural stone	Gypsum board false ceiling in emulsion paint	
	Master Bathroom (Applicable to House 38)		Natural stone, mirror, wood veneer finish and coloured stainless steel			
	Bathroom (Applicable to House 36)		Ceramic tiles	Ceramic tiles		
	Bathroom 1, Bathroom 2 and Bathroom 3 (Applicable to House 25)		Natural stone	Natural stone		
	Bathroom 1, Bathroom 2 and Bathroom 3 (Applicable to House 36)		Natural stone and metal	Natural stone		
	Bathroom 1 (Applicable to House 38)		Natural stone, mirror, wood veneer finish, metal and paint finish	Natural stone		
	Bathroom 2 (Applicable to House 38)		Sintered stone and solid surfacing	Natural stone and solid surfacing		
	Bathroom 3 (Applicable to House 38)		Sintered stone, wood veneer finish and ceramic tiles	Natural stone		
	Bathroom 4 (Applicable to House 25)		Natural stone			
	Bathroom 4 (Applicable to House 38)		Natural stone and wood veneer finish	Natural stone		
	Bathroom 5 (Applicable to House 25)		Ceramic tiles	Ceramic tiles		
	Bathroom 5 and Bathroom 6 (Applicable to House 38)		Natural stone and wood veneer finish	Natural stone		
(ii) Whether the wall finishes run up to the ceiling		Run up to the level of false ceiling				
			Wall	Floor	Ceiling	Cooking Bench
(e) Kitchen	(i) Type of finishes	Kitchen (Applicable to House 25)	Natural stone and ceramic tiles	Natural stone	Gypsum board false ceiling in emulsion paint	Natural stone
		Kitchen (Applicable to House 36)	Natural stone			Quartz stone
		Kitchen (Applicable to House 38)	Sintered stone, wood veneer finish and ceramic tiles	Engineered timber		Sintered stone
	(ii) Whether the wall finishes run up to the ceiling		Run up to the level of false ceiling			

23. FITTING, FINISHES AND APPLIANCES
裝置、裝修物料及設備

2. 室內裝修物料

適用於25號洋房、36號洋房及38號洋房

細項	描述		牆壁	地板	天花板	
(d) 浴室	(i) 裝修物料的類型					
	主人浴室 (適用於25號洋房及36號洋房)		天然石	天然石	石膏板假天花並髹上乳膠漆	
	主人浴室 (適用於38號洋房)		天然石、鏡、木皮飾面及 有色不銹鋼			
	浴室 (適用於36號洋房)		瓷磚	瓷磚		
	浴室1、浴室2及浴室3 (適用於25號洋房)		天然石	天然石		
	浴室1、浴室2及浴室3 (適用於36號洋房)		天然石及金屬	天然石		
	浴室1 (適用於38號洋房)		天然石、鏡、木皮飾面、金屬及 油漆飾面	天然石		
	浴室2 (適用於38號洋房)		岩板及實心面板	天然石及實心面板		
	浴室3 (適用於38號洋房)		岩板、木皮飾面及瓷磚	天然石		
	浴室4 (適用於25號洋房)		天然石			
	浴室4 (適用於38號洋房)		天然石及木皮飾面	天然石		
	浴室5 (適用於25號洋房)		瓷磚	瓷磚		
	浴室5及浴室6 (適用於38號洋房)		天然石及木皮飾面	天然石		
	(ii) 牆壁的裝修物料是否鋪至 天花板		鋪砌至假天花底			
(e) 廚房	(i) 裝修物料的 類型					
	廚房 (適用於 25號洋房)		天然石及瓷磚	天然石	石膏板假天花 並髹上乳膠漆	天然石
	廚房 (適用於 36號洋房)		天然石			石英石
	廚房 (適用於 38號洋房)		岩板、木皮飾面及瓷磚	複合木		岩板
(ii) 牆壁的裝修物料是否鋪至 天花板		鋪砌至假天花底				

23. FITTING, FINISHES AND APPLIANCES
裝置、裝修物料及設備

3. Interior Fittings

For House 1-House 3, House 6, House 9-House 10, House 16, House 18-House 19, House 21, House 26 and House 29

Item	Description	Material	Finishes	Accessories
House 1				
(a) Doors	Main Entrance gate	Galvanized mild steel door and frame	Powder coated paint finish	Hinges, electronic locking device and floor bolt
	Main Entrance door on Ground Floor	Hollow galvanized mild steel core with galvanized mild steel frame, aluminium cladding and tempered glass	Fluorocarbon coating	Hinges, lockset, handle, door closer, password keypad, finger print and flush bolt
	Door from Garden to Staircase leading to Lower Ground Floor and Door from Garden to Kitchen	Hollow galvanized mild steel core with galvanized mild steel frame and aluminium cladding	Fluorocarbon coating	Hinges, lockset, handle and door closer
	Main Entrance door on Lower Ground Floor	Solid core timber door with hardwood frame	Wood veneer finish	Hinges, lockset, handle and door closer
	Door from Protected Lobby to Foyer 4	Solid core timber door with hardwood frame	Plastic laminate finish	Hinges, handle and door closer
	Door from Lift Lobby to Staircase leading to Ground Floor, Lavatory 2 and Store 1 door	Solid core timber door with hardwood frame	Plastic laminate finish	Hinges, lockset, handle and door closer
	Door from Lift Lobby to Corridor 2 and Lavatory 1 door	Solid core timber sliding door with hardwood frame	Plastic laminate finish	Lockset and sliding track
	Television Room, Door from Foyer 3 to Corridor 1, Door from Master Bedroom to Female Closet, Bedroom 1, Bedroom 2, Walk-In Closet, Bathroom 1, Store 2, Store 3, Maid Room 1, Maid Room 2 and Utility Room door	Solid core timber door with hardwood frame	Plastic laminate finish	Hinges, lockset and handle
	Door from Foyer 3 to Female Closet and Male Closet door	Solid core timber door with hardwood frame	Plastic laminate finish	Hinges, lockset, handle and flush bolt
	Kitchen door	Solid core timber door with hardwood frame and glass vision panel	Plastic laminate finish	Hinges, handle and door closer
	Bathroom door	Solid core timber sliding door with hardwood frame and louver	Plastic laminate finish	Lockset and sliding track
	Hose Reel door	Solid core timber door with hardwood frame	Paint	Hinges
	Electrical / Extra Low Voltage Duct door	Solid core timber door with hardwood frame	Plastic laminate finish	Hinges, lockset and handle
	Fire Service Check Meter Cabinet and Pipe Duct door	Solid core timber door with hardwood frame	Paint, reconstituted stone and plastic laminate finish	Hinges, lockset and handle
	Fire Service Pump Room door	Solid core timber door with hardwood frame	Wood veneer finish	Hinges, lockset, handle and door closer
	Town Gas Duct and Water Meter Cabinet door	Solid core timber door with hardwood frame and louver	Paint, reconstituted stone and plastic laminate finish	Hinges, lockset and handle
	Door from Garden to Family Room 1 and Dining Room, Door from Family Room 2 to Balcony 2, Door from Bedroom 1 to Balcony 1, Door from Bedroom 2 to Flat Roof 1, Door from Staircase on Second Floor to Roof and Terrace door	Aluminium framed glass door	Fluorocarbon coating	Hinges, lockset and handle
	Door to Open Air Air-Conditioner Plant	Aluminium framed grille door	Fluorocarbon coating	Hinges and lockset
Door from Garden to Swimming Pool	Tempered glass door	Not applicable	Hinges and lockset	

23. FITTING, FINISHES AND APPLIANCES 裝置、裝修物料及設備

3. 室內裝置

適用於1號洋房至3號洋房、6號洋房、9號洋房至10號洋房、16號洋房、18號洋房至19號洋房、21號洋房、26號洋房及29號洋房

細項	描述	用料	裝修物料	配件
(a) 門	1號洋房			
	主入口開門	鍍鋅低碳鋼門及門框	粉末塗漆飾面	門鉸、電子鎖裝置及地門門
	於地下之主入口大門	空心鍍鋅低碳鋼門配鍍鋅低碳鋼門框、鋁質覆蓋層及強化玻璃	氟碳塗層	門鉸、門鎖、手柄、氣鼓、密碼鍵、指紋掃描器及天地栓
	花園往地下低層樓梯的門及花園往廚房的門	空心鍍鋅低碳鋼門配鍍鋅低碳鋼門框及鋁質覆蓋層	氟碳塗層	門鉸、門鎖、手柄及氣鼓
	於地下低層之主入口大門	實心木門配實木門框	木皮飾面	門鉸、門鎖、手柄及氣鼓
	保護門廊往前廳4的門	實心木門配實木門框	膠板飾面	門鉸、手柄及氣鼓
	升降機大堂往地下樓梯的門、洗手間2及儲物房1門	實心木門配實木門框	膠板飾面	門鉸、門鎖、手柄及氣鼓
	升降機大堂往走廊2的門及洗手間1門	實心木趟門配實木門框	膠板飾面	門鎖及趟軌
	電視房、前廳3往走廊1的門、主人睡房往女士衣帽間的門、睡房1、睡房2、衣帽間、浴室1、儲物房2、儲物房3、工人房1、工人房2及工作間門	實心木門配實木門框	膠板飾面	門鉸、門鎖及手柄
	前廳3往女士衣帽間的門及男士衣帽間門	實心木門配實木門框	膠板飾面	門鉸、門鎖、手柄及天地栓
	廚房門	實心木門配實木門框及玻璃視窗	膠板飾面	門鉸、手柄及氣鼓
	浴室門	實心木趟門配實木門框及百葉	膠板飾面	門鎖及趟軌
	消防喉轆門	實心木門配實木門框	油漆	門鉸
	電線或特低壓電線槽門	實心木門配實木門框	膠板飾面	門鉸、門鎖及手柄
	消防錶櫃及管道槽門	實心木門配實木門框	油漆、人造石及膠板飾面	門鉸、門鎖及手柄
	消防泵房門	實心木門配實木門框	木皮飾面	門鉸、門鎖、手柄及氣鼓
	煤氣管道槽及水錶櫃門	實心木門配實木門框及百葉	油漆、人造石及膠板飾面	門鉸、門鎖及手柄
	花園往家庭室1及飯廳的門、家庭室2往露台2的門、睡房1往露台1的門、睡房2往平台1的門、2樓樓梯往天台的門及前庭門	鋁框玻璃門	氟碳塗層	門鉸、門鎖及手柄
往室外冷氣機設備的門	鋁框格柵門	氟碳塗層	門鉸及門鎖	
花園往游泳池的門	強化玻璃門	不適用	門鉸及門鎖	

23. FITTING, FINISHES AND APPLIANCES
裝置、裝修物料及設備

3. Interior Fittings

For House 1-House 3, House 6, House 9-House 10, House 16, House 18-House 19, House 21, House 26 and House 29

Item	Description	Material	Finishes	Accessories
(a) Doors	House 2, House 3 and House 6			
	Main Entrance gate	Galvanized mild steel door and frame	Powder coated paint finish	Hinges, electronic locking device and floor bolt
	Main Entrance door on Ground Floor (Applicable to House 2 and House 6)	Hollow galvanized mild steel core with galvanized mild steel frame and aluminium cladding	Fluorocarbon coating	Hinges, lockset, handle, door closer, password keypad, finger print and flush bolt
	Main Entrance door on Ground Floor (Applicable to House 3)	Hollow galvanized mild steel core with galvanized mild steel frame, aluminium cladding and tempered glass	Fluorocarbon coating	Hinges, lockset, handle, door closer, password keypad, finger print and flush bolt
	Door from Garden to Staircase leading to Lower Ground Floor	Aluminium framed glass door	Fluorocarbon coating	Hinges, lockset and handle
	Main Entrance door on Lower Ground Floor	Solid core timber door with hardwood frame	Wood veneer finish	Hinges, lockset, handle and door closer
	Door from Protected Lobby to Foyer 4	Solid core timber door with hardwood frame	Plastic laminate finish	Hinges, handle and door closer
	Master Bedroom and Master Bathroom door	Solid core timber door with hardwood frame	Plastic laminate finish	Hinges, lockset, handle and flush bolt
	Bedroom 1, Bedroom 2, Bedroom 3, Dressing Room, Study Room, Bathroom 1, Bathroom 2, Bathroom 4, Bathroom 6, Store 1, Store 2, Store 3, Maid Room and Utility Room door	Solid core timber door with hardwood frame	Plastic laminate finish	Hinges, lockset and handle
	Walk-In Closet door	Solid core timber door	Plastic laminate finish	Sliding track
	Kitchen door	Solid core timber door with hardwood frame and glass vision panel	Plastic laminate finish	Hinges, handle and door closer
	Bathroom 3 and Bathroom 5 door	Solid core timber door with hardwood frame and louver	Plastic laminate finish	Hinges, lockset and handle
	Electrical / Extra Low Voltage Duct and Water Meter Cabinet door	Solid core timber door with hardwood frame	Reconstituted stone and plastic laminate finish	Hinges, lockset and handle
	Town Gas Duct door	Solid core timber door with hardwood frame and louver	Reconstituted stone and plastic laminate finish	Hinges, lockset and handle
	Door from Staircase on Second Floor to Roof	Aluminium framed glass door	Fluorocarbon coating	Hinges, lockset and handle
Door from Garden to Living Room and Dining Room, Door from Master Bedroom to Balcony and Door from Bedroom 2 to Balcony	Aluminium framed glass sliding door	Fluorocarbon coating	Lockset, handle and sliding track	
Door to Open Air Air-Conditioner Plant	Aluminium framed grille door	Fluorocarbon coating	Hinges and lockset	

23. FITTING, FINISHES AND APPLIANCES 裝置、裝修物料及設備

3. 室內裝置

適用於1號洋房至3號洋房、6號洋房、9號洋房至10號洋房、16號洋房、18號洋房至19號洋房、21號洋房、26號洋房及29號洋房

細項	描述	用料	裝修物料	配件	
(a) 門	2號洋房、3號洋房及6號洋房				
		主入口開門	鍍鋅低碳鋼門及門框	粉末塗漆飾面	門鉸、電子鎖裝置及地門門
		於地下之主入口大門 (適用於2號洋房及6號洋房)	空心鍍鋅低碳鋼門配鍍鋅低碳鋼門框及鋁質覆蓋層	氟碳塗層	門鉸、門鎖、手柄、氣鼓、密碼鍵、指紋掃描器及天地栓
		於地下之主入口大門 (適用於3號洋房)	空心鍍鋅低碳鋼門配鍍鋅低碳鋼門框、鋁質覆蓋層及強化玻璃	氟碳塗層	門鉸、門鎖、手柄、氣鼓、密碼鍵、指紋掃描器及天地栓
		花園往地下低層樓梯的門	鋁框玻璃門	氟碳塗層	門鉸、門鎖及手柄
		於地下低層之主入口大門	實心木門配實木門框	木皮飾面	門鉸、門鎖、手柄及氣鼓
		保護門廊往前廳4的門	實心木門配實木門框	膠板飾面	門鉸、手柄及氣鼓
		主人睡房及主人浴室門	實心木門配實木門框	膠板飾面	門鉸、門鎖、手柄及天地栓
		睡房1、睡房2、睡房3、更衣室、書房、浴室1、浴室2、浴室4、浴室6、儲物房1、儲物房2、儲物房3、工人房及工作間門	實心木門配實木門框	膠板飾面	門鉸、門鎖及手柄
		衣帽間門	實心木門	膠板飾面	趟軌
		廚房門	實心木門配實木門框及玻璃視窗	膠板飾面	門鉸、手柄及氣鼓
		浴室3及浴室5門	實心木門配實木門框及百葉	膠板飾面	門鉸、門鎖及手柄
		電線或特低壓電線槽及水錶櫃門	實心木門配實木門框	人造石及膠板飾面	門鉸、門鎖及手柄
		煤氣管道槽門	實心木門配實木門框及百葉	人造石及膠板飾面	門鉸、門鎖及手柄
		2樓樓梯往天台的門	鋁框玻璃門	氟碳塗層	門鉸、門鎖及手柄
		花園往客廳及飯廳的門、主人睡房往露台的門及睡房2往露台的門	鋁框玻璃趟門	氟碳塗層	門鎖、手柄及趟軌
	往室外冷氣機設備的門	鋁框格柵門	氟碳塗層	門鉸及門鎖	

23. FITTING, FINISHES AND APPLIANCES
裝置、裝修物料及設備

3. Interior Fittings

For House 1-House 3, House 6, House 9-House 10, House 16, House 18-House 19, House 21, House 26 and House 29

Item	Description	Material	Finishes	Accessories
(a) Doors	House 9			
	Main Entrance gate	Galvanized mild steel door and frame	Powder coated paint finish	Hinges, electronic locking device and floor bolt
	Main Entrance door on Ground Floor	Hollow galvanized mild steel core with galvanized mild steel frame, aluminium cladding and tempered glass	Fluorocarbon coating	Hinges, lockset, handle, door closer, password keypad and finger print
	Door from Garden to Staircase leading to Lower Ground Floor	Aluminium framed glass door	Fluorocarbon coating	Hinges, lockset and handle
	Main Entrance door on Lower Ground Floor	Solid core timber door with hardwood frame	Wood veneer finish	Hinges, lockset, handle and door closer
	Door from Protected Lobby to Lift Lobby	Solid core timber door with hardwood frame	Plastic laminate finish	Hinges, handle and door closer
	Master Bedroom, Bedroom 1, Bedroom 2, Bedroom 3, Study Room, Master Bathroom, Bathroom 2, Bathroom 3, Bathroom 4, Bathroom 5, Store, Maid Room and Utility Room door	Solid core timber door with hardwood frame	Plastic laminate finish	Hinges, lockset and handle
	Dressing Room door	Solid core timber door	Plastic laminate finish	Sliding track
	Kitchen door	Solid core timber door with hardwood frame and glass vision panel	Plastic laminate finish	Hinges, handle and door closer
	Bathroom 1 door	Solid core timber door with hardwood frame and louver	Plastic laminate finish	Hinges, lockset and handle
	Lavatory door	Timber bi-folding door	Plastic laminate finish	Hinges
	Door from Bedroom 2 to Balcony and Door from Staircase on Second Floor to Roof	Aluminium framed glass door	Fluorocarbon coating	Hinges, lockset and handle
	Electrical / Extra Low Voltage Duct door	Solid core timber door with hardwood frame	Reconstituted stone and plastic laminate finish	Hinges, lockset and handle
	Fire Service Pump Room door	Solid core timber door with hardwood frame	Wood veneer finish	Hinges, lockset, handle and door closer
	Town Gas Duct door	Solid core timber door with hardwood frame and louver	Paint, reconstituted stone and plastic laminate finish	Hinges, lockset and handle
	Water Meter Cabinet door	Solid core timber door with hardwood frame	Paint, reconstituted stone and plastic laminate finish	Hinges, lockset and handle
	Door from Garden to Living Room and Dining Room, Door from Master Bedroom to Balcony and Door from Bedroom 1 to Balcony	Aluminium framed glass sliding door	Fluorocarbon coating	Lockset, handle and sliding track
Door to Open Air Air-Conditioner Plant	Aluminium framed grille door	Fluorocarbon coating	Hinges and lockset	

23. FITTING, FINISHES AND APPLIANCES 裝置、裝修物料及設備

3. 室內裝置

適用於1號洋房至3號洋房、6號洋房、9號洋房至10號洋房、16號洋房、18號洋房至19號洋房、21號洋房、26號洋房及29號洋房

細項	描述	用料	裝修物料	配件
	9號洋房			
(a) 門	主入口開門	鍍鋅低碳鋼門及門框	粉末塗漆飾面	門鉸、電子鎖裝置及地門門
	於地下之主入口大門	空心鍍鋅低碳鋼門配鍍鋅低碳鋼門框、鋁質覆蓋層及強化玻璃	氟碳塗層	門鉸、門鎖、手柄、氣鼓、密碼鍵及指紋掃描器
	花園往地下低層樓梯的門	鋁框玻璃門	氟碳塗層	門鉸、門鎖及手柄
	於地下低層之主入口大門	實心木門配實木門框	木皮飾面	門鉸、門鎖、手柄及氣鼓
	保護門廊往升降機大堂的門	實心木門配實木門框	膠板飾面	門鉸、手柄及氣鼓
	主人睡房、睡房1、睡房2、睡房3、書房、主人浴室、浴室2、浴室3、浴室4、浴室5、儲物房、工人房及工作間門	實心木門配實木門框	膠板飾面	門鉸、門鎖及手柄
	更衣室門	實心木門	膠板飾面	趟軌
	廚房門	實心木門配實木門框及玻璃視窗	膠板飾面	門鉸、手柄及氣鼓
	浴室1門	實心木門配實木門框及百葉	膠板飾面	門鉸、門鎖及手柄
	洗手間門	木雙摺門	膠板飾面	門鉸
	睡房2往露台的門及2樓樓梯往天台的門	鋁框玻璃門	氟碳塗層	門鉸、門鎖及手柄
	電線或特低壓電線槽門	實心木門配實木門框	人造石及膠板飾面	門鉸、門鎖及手柄
	消防泵房門	實心木門配實木門框	木皮飾面	門鉸、門鎖、手柄及氣鼓
	煤氣管道槽門	實心木門配實木門框及百葉	油漆、人造石及膠板飾面	門鉸、門鎖及手柄
	水錶櫃門	實心木門配實木門框	油漆、人造石及膠板飾面	門鉸、門鎖及手柄
	花園往客廳及飯廳的門、主人睡房往露台的門及睡房1往露台的門	鋁框玻璃趟門	氟碳塗層	門鎖、手柄及趟軌
	往室外冷氣機設備的門	鋁框格柵門	氟碳塗層	門鉸及門鎖

23. FITTING, FINISHES AND APPLIANCES
裝置、裝修物料及設備

3. Interior Fittings

For House 1-House 3, House 6, House 9-House 10, House 16, House 18-House 19, House 21, House 26 and House 29

Item	Description	Material	Finishes	Accessories
(a) Doors	House 10			
	Main Entrance gate	Galvanized mild steel door and frame	Powder coated paint finish	Hinges, electronic locking device and floor bolt
	Main Entrance door on Ground Floor	Hollow galvanized mild steel core with galvanized mild steel frame, aluminum cladding and tempered glass	Fluorocarbon coating	Hinges, lockset, handle, door closer, password keypad, finger print and flush bolt
	Door from Garden to Staircase leading to Lower Ground Floor	Aluminium framed glass door	Fluorocarbon coating	Hinges, lockset and handle
	Main Entrance door on Lower Ground Floor	Solid core timber door with hardwood frame	Wood veneer finish	Hinges, lockset, handle and door closer
	Door from Protected Lobby to Foyer 4	Solid core timber door with hardwood frame	Plastic laminate finish	Hinges, handle and door closer
	Master Bedroom, Door from Master Bedroom to Study Room, Study Room and Master Bathroom door	Solid core timber door with hardwood frame	Plastic laminate finish	Hinges, lockset, handle and flush bolt
	Bedroom 1, Bedroom 2, Bedroom 3, Bedroom 4, Bathroom, Bathroom 1, Bathroom 2, Bathroom 3, Bathroom 5, Bathroom 6, Bathroom 7, Store 1, Store 2, Store 3, Maid Room and Utility Room door	Solid core timber door with hardwood frame	Plastic laminate finish	Hinges, lockset and handle
	Kitchen door	Solid core timber door with hardwood frame and glass vision panel	Plastic laminate finish	Hinges, handle and door closer
	Bathroom 4 door	Solid core timber door with hardwood frame and louver	Plastic laminate finish	Hinges, lockset and handle
	Electrical / Extra Low Voltage Duct and Water Meter Cabinet door	Solid core timber door with hardwood frame	Plastic laminate finish	Hinges, lockset and handle
	Town Gas Duct door	Solid core timber door with hardwood frame and louver	Plastic laminate finish	Hinges, lockset and handle
	Door from Staircase on Second Floor to Roof	Aluminium framed glass door	Fluorocarbon coating	Hinges, lockset and handle
	Door from Garden to Living Room and Dining Room, Door from Master Bedroom to Balcony and Door from Bedroom 3 to Balcony	Aluminium framed glass sliding door	Fluorocarbon coating	Lockset, handle and sliding track
	Door to Open Air Air-Conditioner Plant	Aluminium framed grille door	Fluorocarbon coating	Hinges and lockset
Garden gate	Galvanized mild steel door and frame	Powder coated paint finish	Hinges and lockset	

23. FITTING, FINISHES AND APPLIANCES 裝置、裝修物料及設備

3. 室內裝置

適用於1號洋房至3號洋房、6號洋房、9號洋房至10號洋房、16號洋房、18號洋房至19號洋房、21號洋房、26號洋房及29號洋房

細項	描述	用料	裝修物料	配件
10號洋房				
(a) 門	主入口開門	鍍鋅低碳鋼門及門框	粉末塗漆飾面	門鉸、電子鎖裝置及地門門
	於地下之主入口大門	空心鍍鋅低碳鋼門配鍍鋅低碳鋼門框、鋁質覆蓋層及強化玻璃	氟碳塗層	門鉸、門鎖、手柄、氣鼓、密碼鍵、指紋掃描器及天地栓
	花園往地下低層樓梯的門	鋁框玻璃門	氟碳塗層	門鉸、門鎖及手柄
	於地下低層之主入口大門	實心木門配實木門框	木皮飾面	門鉸、門鎖、手柄及氣鼓
	保護門廊往前廳4的門	實心木門配實木門框	膠板飾面	門鉸、手柄及氣鼓
	主人睡房、主人睡房往書房的門、書房及主人浴室門	實心木門配實木門框	膠板飾面	門鉸、門鎖、手柄及天地栓
	睡房1、睡房2、睡房3、睡房4、浴室、浴室1、浴室2、浴室3、浴室5、浴室6、浴室7、儲物房1、儲物房2、儲物房3、工人房及工作間門	實心木門配實木門框	膠板飾面	門鉸、門鎖及手柄
	廚房門	實心木門配實木門框及玻璃視窗	膠板飾面	門鉸、手柄及氣鼓
	浴室4門	實心木門配實木門框及百葉	膠板飾面	門鉸、門鎖及手柄
	電線或特低壓電線槽及水錶櫃門	實心木門配實木門框	膠板飾面	門鉸、門鎖及手柄
	煤氣管道槽門	實心木門配實木門框及百葉	膠板飾面	門鉸、門鎖及手柄
	2樓樓梯往天台的門	鋁框玻璃門	氟碳塗層	門鉸、門鎖及手柄
	花園往客廳及飯廳的門、主人睡房往露台的門及睡房3往露台的門	鋁框玻璃趟門	氟碳塗層	門鎖、手柄及趟軌
	往室外冷氣機設備的門	鋁框格柵門	氟碳塗層	門鉸及門鎖
花園開門	鍍鋅低碳鋼門及門框	粉末塗漆飾面	門鉸及門鎖	

23. FITTING, FINISHES AND APPLIANCES
裝置、裝修物料及設備

3. Interior Fittings

For House 1-House 3, House 6, House 9-House 10, House 16, House 18-House 19, House 21, House 26 and House 29

Item	Description	Material	Finishes	Accessories
(a) Doors	House 16 and House 19			
	Main Entrance gate	Galvanized mild steel door and frame	Powder coated paint finish	Hinges, electronic locking device and floor bolt
	Main Entrance door on Ground Floor	Hollow galvanized mild steel core with galvanized mild steel frame and aluminium cladding	Fluorocarbon coating	Hinges, lockset, handle, door closer, password keypad and finger print
	Door from Garden to Staircase leading to Lower Ground Floor	Aluminium framed glass door	Fluorocarbon coating	Hinges, lockset and handle
	Main Entrance door on Lower Ground Floor	Solid core timber door with hardwood frame	Wood veneer finish	Hinges, lockset, handle and door closer
	Door from Protected Lobby to Lift Lobby (Applicable to House 16) and Door from Protected Lobby to Lift Lobby and Foyer 4 (Applicable to House 19)	Solid core timber door with hardwood frame	Plastic laminate finish	Hinges, lockset, handle and door closer
	Master Bedroom, Bedroom 1, Bedroom 2, Bedroom 3, Study Room, Bathroom, Store, Maid Room and Utility Room door	Solid core timber door with hardwood frame	Plastic laminate finish	Hinges, lockset and handle
	Kitchen door	Solid core timber door with hardwood frame and glass vision panel	Plastic laminate finish	Hinges, handle and door closer
	Master Bathroom, Bathroom 1, Bathroom 2 and Bathroom 3 door	Solid core timber door with hardwood frame and louver	Plastic laminate finish	Hinges, lockset and handle
	Powder Room door	Solid core timber sliding door with hardwood frame and louver	Plastic laminate finish	Lockset and sliding track
	Electrical / Extra Low Voltage Duct door (Applicable to House 16) and Water Meter Cabinet door	Solid core timber door with hardwood frame	Reconstituted stone and plastic laminate finish	Hinges, lockset and handle
	Electrical / Extra Low Voltage Duct door (Applicable to House 19)	Solid core timber door with hardwood frame	Plastic laminate finish	Hinges, lockset and handle
	Town Gas Duct door	Solid core timber door with hardwood frame and louver	Reconstituted stone and plastic laminate finish	Hinges, lockset and handle
	Door from Staircase on Second Floor to Roof	Aluminium framed glass door	Fluorocarbon coating	Hinges, lockset and handle
	Door from Garden to Living Room and Door from Master Bedroom to Balcony	Aluminium framed glass sliding door	Fluorocarbon coating	Lockset, handle and sliding track
Door to Open Air Air-Conditioner Plant	Aluminium framed grille door	Fluorocarbon coating	Hinges and lockset	

23. FITTING, FINISHES AND APPLIANCES 裝置、裝修物料及設備

3. 室內裝置

適用於1號洋房至3號洋房、6號洋房、9號洋房至10號洋房、16號洋房、18號洋房至19號洋房、21號洋房、26號洋房及29號洋房

細項	描述	用料	裝修物料	配件	
(a) 門	16號洋房及19號洋房				
		主入口開門	鍍鋅低碳鋼門及門框	粉末塗漆飾面	門鉸、電子鎖裝置及地門門
		於地下之主入口大門	空心鍍鋅低碳鋼門配鍍鋅低碳鋼門框及鋁質覆蓋層	氟碳塗層	門鉸、門鎖、手柄、氣鼓、密碼鍵及指紋掃描器
		花園往地下低層樓梯的門	鋁框玻璃門	氟碳塗層	門鉸、門鎖及手柄
		於地下低層之主入口大門	實心木門配實木門框	木皮飾面	門鉸、門鎖、手柄及氣鼓
		保護門廊往升降機大堂的門 (適用於16號洋房) 及保護門廊往升降機大堂及前廳4的門 (適用於19號洋房)	實心木門配實木門框	膠板飾面	門鉸、門鎖、手柄及氣鼓
		主人睡房、睡房1、睡房2、睡房3、書房、浴室、儲物房、工人房及工作間門	實心木門配實木門框	膠板飾面	門鉸、門鎖及手柄
		廚房門	實心木門配實木門框及玻璃視窗	膠板飾面	門鉸、手柄及氣鼓
		主人浴室、浴室1、浴室2及浴室3門	實心木門配實木門框及百葉	膠板飾面	門鉸、門鎖及手柄
		化妝間門	實心木趟門配實木門框及百葉	膠板飾面	門鎖及趟軌
		電線或特低壓電線槽門 (適用於16號洋房) 及水錶櫃門	實心木門配實木門框	人造石及膠板飾面	門鉸、門鎖及手柄
		電線或特低壓電線槽門 (適用於19號洋房)	實心木門配實木門框	膠板飾面	門鉸、門鎖及手柄
		煤氣管道槽門	實心木門配實木門框及百葉	人造石及膠板飾面	門鉸、門鎖及手柄
		2樓樓梯往天台的門	鋁框玻璃門	氟碳塗層	門鉸、門鎖及手柄
		花園往客廳的門及主人睡房往露台的門	鋁框玻璃趟門	氟碳塗層	門鎖、手柄及趟軌
	往室外冷氣機設備的門	鋁框格柵門	氟碳塗層	門鉸及門鎖	

23. FITTING, FINISHES AND APPLIANCES
裝置、裝修物料及設備

3. Interior Fittings

For House 1-House 3, House 6, House 9-House 10, House 16, House 18-House 19, House 21, House 26 and House 29

Item	Description			
		Material	Finishes	Accessories
(a) Doors	House 18			
	Main Entrance gate	Galvanized mild steel door and frame	Powder coated paint finish	Hinges, electronic locking device and floor bolt
	Main Entrance door on Ground Floor	Hollow galvanized mild steel core with galvanized mild steel frame, aluminium cladding and tempered glass	Fluorocarbon coating	Hinges, lockset, handle, door closer, password keypad, finger print and flush bolt
	Door from Garden to Staircase leading to Lower Ground Floor	Aluminium framed glass door	Fluorocarbon coating	Hinges, lockset and handle
	Main Entrance door on Lower Ground Floor	Solid core timber door with hardwood frame	Wood veneer finish	Hinges, lockset, handle and door closer
	Door from Protected Lobby to Lift Lobby	Solid core timber door with hardwood frame	Plastic laminate finish	Hinges, handle and door closer
	Corridor 1 door	Solid core timber door with hardwood frame	Plastic laminate finish	Hinges and handle
	Bedroom 1, Bedroom 2, Bedroom 3, Bedroom 4, Bathroom 1, Bathroom 2, Bathroom 3, Bathroom 5, Lavatory, Store 1, Store 2, Store 3, Maid Room and Utility Room door	Solid core timber door with hardwood frame	Plastic laminate finish	Hinges, lockset and handle
	Master Bedroom, Door from Master Bedroom to Study Room, Study Room and Master Bathroom door	Solid core timber door with hardwood frame	Plastic laminate finish	Hinges, lockset, handle and flush bolt
	Kitchen door	Solid core timber door with hardwood frame and glass vision panel	Plastic laminate finish	Hinges, handle and door closer
	Bathroom 4 door	Solid core timber door with hardwood frame and louver	Plastic laminate finish	Hinges, lockset and handle
	Bathroom 6 door	Solid core timber sliding door with hardwood frame	Plastic laminate finish	Lockset and sliding track
	Electrical / Extra Low Voltage Duct and Water Meter Cabinet door	Solid core timber door with hardwood frame	Reconstituted stone and plastic laminate finish	Hinges, lockset and handle
	Town Gas Duct door	Solid core timber door with hardwood frame and louver	Reconstituted stone and plastic laminate finish	Hinges, lockset and handle
	Door from Staircase on Second Floor to Roof	Aluminium framed glass door	Fluorocarbon coating	Hinges, lockset and handle
	Door from Garden to Living Room and Dining Room, Door from Master Bedroom to Balcony and Door from Bedroom 3 to Balcony	Aluminium framed glass sliding door	Fluorocarbon coating	Lockset, handle and sliding track
	Door to Open Air Air-Conditioner Plant	Aluminium framed grille door	Fluorocarbon coating	Hinges and lockset

23. FITTING, FINISHES AND APPLIANCES 裝置、裝修物料及設備

3. 室內裝置

適用於1號洋房至3號洋房、6號洋房、9號洋房至10號洋房、16號洋房、18號洋房至19號洋房、21號洋房、26號洋房及29號洋房

細項	描述	用料	裝修物料	配件
18號洋房				
(a) 門	主入口開門	鍍鋅低碳鋼門及門框	粉末塗漆飾面	門鉸、電子鎖裝置及地門門
	於地下之主入口大門	空心鍍鋅低碳鋼門配鍍鋅低碳鋼門框、鋁質覆蓋層及強化玻璃	氟碳塗層	門鉸、門鎖、手柄、氣鼓、密碼鍵、指紋掃描器及天地栓
	花園往地下低層樓梯的門	鋁框玻璃門	氟碳塗層	門鉸、門鎖及手柄
	於地下低層之主入口大門	實心木門配實木門框	木皮飾面	門鉸、門鎖、手柄及氣鼓
	保護門廊往升降機大堂的門	實心木門配實木門框	膠板飾面	門鉸、手柄及氣鼓
	走廊1門	實心木門配實木門框	膠板飾面	門鉸及手柄
	睡房1、睡房2、睡房3、睡房4、浴室、浴室1、浴室2、浴室3、浴室5、洗手間、儲物房1、儲物房2、儲物房3、工人房及工作間門	實心木門配實木門框	膠板飾面	門鉸、門鎖及手柄
	主人睡房、主人睡房往書房的門、書房及主人浴室門	實心木門配實木門框	膠板飾面	門鉸、門鎖、手柄及天地栓
	廚房門	實心木門配實木門框及玻璃視窗	膠板飾面	門鉸、手柄及氣鼓
	浴室4門	實心木門配實木門框及百葉	膠板飾面	門鉸、門鎖及手柄
	浴室6門	實心木趟門配實木門框	膠板飾面	門鎖及趟軌
	電線或特低壓電線槽及水錶櫃門	實心木門配實木門框	人造石及膠板飾面	門鉸、門鎖及手柄
	煤氣管道槽門	實心木門配實木門框及百葉	人造石及膠板飾面	門鉸、門鎖及手柄
	2樓樓梯往天台的門	鋁框玻璃門	氟碳塗層	門鉸、門鎖及手柄
	花園往客廳及飯廳的門、主人睡房往露台的門及睡房3往露台的門	鋁框玻璃趟門	氟碳塗層	門鎖、手柄及趟軌
往室外冷氣機設備的門	鋁框格柵門	氟碳塗層	門鉸及門鎖	

23. FITTING, FINISHES AND APPLIANCES
裝置、裝修物料及設備

3. Interior Fittings

For House 1-House 3, House 6, House 9-House 10, House 16, House 18-House 19, House 21, House 26 and House 29

Item	Description			
		Material	Finishes	Accessories
(a) Doors	House 21, House 26 and House 29			
	Main Entrance gate	Galvanized mild steel door and frame	Powder coated paint finish	Hinges, electronic locking device and floor bolt
	Main Entrance door on Ground Floor	Hollow galvanized mild steel core with galvanized mild steel frame, aluminium cladding and tempered glass	Fluorocarbon coating	Hinges, lockset, handle, door closer, password keypad and finger print
	Door from Garden to Staircase leading to Lower Ground Floor	Aluminium framed glass door	Fluorocarbon coating	Hinges, lockset and handle
	Main Entrance door on Lower Ground Floor	Solid core timber door with hardwood frame	Wood veneer finish	Hinges, lockset, handle and door closer
	Door from Protected Lobby to Lift Lobby	Solid core timber door with hardwood frame	Plastic laminate finish	Hinges, lockset, handle and door closer
	Master Bedroom, Bedroom 1, Bedroom 2, Bedroom 3, Study Room, Master Bathroom, Bathroom 3, Bathroom 5, Store 1, Store 2, Maid Room and Utility Room door	Solid core timber door with hardwood frame	Plastic laminate finish	Hinges, lockset and handle
	Dressing Room door	Solid core timber door	Plastic laminate finish	Sliding track
	Kitchen door	Solid core timber door with hardwood frame and glass vision panel	Plastic laminate finish	Hinges, handle and door closer
	Bathroom 1, Bathroom 2 and Bathroom 4 door	Solid core timber door with hardwood frame and louver	Plastic laminate finish	Hinges, lockset and handle
	Lavatory door	Timber bi-folding door	Plastic laminate finish	Hinges
	Door from Bedroom 2 to Balcony and Door from Staircase on Second Floor to Roof	Aluminium framed glass door	Fluorocarbon coating	Hinges, lockset and handle
	Electrical / Extra Low Voltage Room door (Applicable to House 29)	Solid core timber door with hardwood frame	Wood veneer finish	Hinges, lockset, handle and door closer
	Electrical / Extra Low Voltage Duct and Water Meter Cabinet door (Applicable to House 26)	Solid core timber door with hardwood frame	Plastic laminate finish	Hinges, lockset and handle
	Town Gas Duct door (Applicable to House 26)	Solid core timber door with hardwood frame and louver	Plastic laminate finish	Hinges, lockset and handle
	Town Gas Duct door (Applicable to House 21 and House 29)	Solid core timber door with hardwood frame and louver	Reconstituted stone and plastic laminate finish	Hinges, lockset and handle
	Pipe Duct door (Applicable to House 29) and Water Meter Cabinet door (Applicable to House 21 and House 29)	Solid core timber door with hardwood frame	Reconstituted stone and plastic laminate finish	Hinges, lockset and handle
	Door from Garden to Living Room and Dining Room and Door from Master Bedroom to Balcony and Door from Bedroom 1 to Balcony	Aluminium framed glass sliding door	Fluorocarbon coating	Lockset, handle and sliding track
	Door to Open Air Air-Conditioner Plant	Aluminium framed grille door	Fluorocarbon coating	Hinges and lockset

23. FITTING, FINISHES AND APPLIANCES 裝置、裝修物料及設備

3. 室內裝置

適用於1號洋房至3號洋房、6號洋房、9號洋房至10號洋房、16號洋房、18號洋房至19號洋房、21號洋房、26號洋房及29號洋房

細項	描述	用料	裝修物料	配件
	21號洋房、26號洋房及29號洋房			
	主入口開門	鍍鋅低碳鋼門及門框	粉末塗漆飾面	門鉸、電子鎖裝置及地門門
	於地下之主入口大門	空心鍍鋅低碳鋼門配鍍鋅低碳鋼門框、鋁質覆蓋層及強化玻璃	氟碳塗層	門鉸、門鎖、手柄、氣鼓、密碼鍵及指紋掃描器
	花園往地下低層樓梯的門	鋁框玻璃門	氟碳塗層	門鉸、門鎖及手柄
	於地下低層之主入口大門	實心木門配實木門框	木皮飾面	門鉸、門鎖、手柄及氣鼓
	保護門廊往升降機大堂的門	實心木門配實木門框	膠板飾面	門鉸、門鎖、手柄及氣鼓
	主人睡房、睡房1、睡房2、睡房3、書房、主人浴室、浴室3、浴室5、儲物房1、儲物房2、工人房及工作間門	實心木門配實木門框	膠板飾面	門鉸、門鎖及手柄
	更衣室門	實心木門	膠板飾面	趟軌
	廚房門	實心木門配實木門框及玻璃視窗	膠板飾面	門鉸、手柄及氣鼓
	浴室1、浴室2及浴室4門	實心木門配實木門框及百葉	膠板飾面	門鉸、門鎖及手柄
	洗手間門	木雙摺門	膠板飾面	門鉸
(a) 門	睡房2往露台的門及2樓樓梯往天台的門	鋁框玻璃門	氟碳塗層	門鉸、門鎖及手柄
	電線或特低壓電線房門 (適用於29號洋房)	實心木門配實木門框	木皮飾面	門鉸、門鎖、手柄及氣鼓
	電線或特低壓電線槽及水錶櫃門 (適用於26號洋房)	實心木門配實木門框	膠板飾面	門鉸、門鎖及手柄
	煤氣管道槽門 (適用於26號洋房)	實心木門配實木門框及百葉	膠板飾面	門鉸、門鎖及手柄
	煤氣管道槽門 (適用於21號洋房及29號洋房)	實心木門配實木門框及百葉	人造石及膠板飾面	門鉸、門鎖及手柄
	管道槽門 (適用於29號洋房) 及水錶櫃門 (適用於21號洋房及29號洋房)	實心木門配實木門框	人造石及膠板飾面	門鉸、門鎖及手柄
	花園往客廳及飯廳的門、主人睡房往露台的門及睡房1往露台的門	鋁框玻璃趟門	氟碳塗層	門鎖、手柄及趟軌
	往室外冷氣機設備的門	鋁框格柵門	氟碳塗層	門鉸及門鎖

23. FITTING, FINISHES AND APPLIANCES
裝置、裝修物料及設備

3. Interior Fittings

For House 1-House 3, House 6, House 9-House 10, House 16, House 18-House 19, House 21, House 26 and House 29

Item	Description				
	Fittings and equipments	Type	Material		
(b) Bathroom	House 1				
	(i) Type and material of fittings and equipment	Sanitary fittings	Master Bathroom, Bathroom and Bathroom 1	Wash basin mixer	Metal
				Wash basin	Vitreous china
				Water closet	Vitreous china
	(ii) Type and material of water supply system		Copper pipes with thermal insulation for both cold and hot water supply system		
	(iii) Type and material of bathing facilities (including shower or bath tub, if applicable)		Bath tub mixer, shower mixer and shower set	Metal	
			Bath tub	Enamelled steel	
	(iv) Size of bath tub (if applicable)		Master Bathroom	1900mm (L) x 900mm (W) x 450mm (H)	
			Bathroom 1	1600mm (L) x 700mm (W) x 420mm (H)	
	House 2, House 3 and House 6				
	(i) Type and material of fittings and equipment	Sanitary fittings	Master Bathroom, Bathroom 1, Bathroom 2, Bathroom 3, Bathroom 4, Bathroom 5 and Bathroom 6	Wash basin mixer	Metal
				Wash basin	Vitreous china
				Water closet	Vitreous china
	(ii) Type and material of water supply system		Copper pipes with thermal insulation for both cold and hot water supply system		
	(iii) Type and material of bathing facilities (including shower or bath tub, if applicable)		Bath tub mixer, shower mixer and shower set	Metal	
			Bath tub	Enamelled steel	
	(iv) Size of bath tub (if applicable)		Master Bathroom	1900mm (L) x 900mm (W) x 450mm (H)	
			Bathroom 2, Bathroom 3, Bathroom 4 and Bathroom 5	1600mm (L) x 700mm (W) x 420mm (H)	
	House 9, House 21, House 26 and House 29				
	(i) Type and material of fittings and equipment	Sanitary fittings	Master Bathroom, Bathroom 1, Bathroom 2, Bathroom 3, Bathroom 4 and Bathroom 5	Wash basin mixer	Metal
Wash basin				Vitreous china	
Water closet				Vitreous china	
(ii) Type and material of water supply system		Copper pipes with thermal insulation for both cold and hot water supply system			
(iii) Type and material of bathing facilities (including shower or bath tub, if applicable)		Bath tub mixer, shower mixer and shower set	Metal		
		Bath tub	Enamelled steel		
(iv) Size of bath tub (if applicable)		Master Bathroom, Bathroom 2 and Bathroom 3	1600mm (L) x 700mm (W) x 420mm (H)		

23. FITTING, FINISHES AND APPLIANCES
裝置、裝修物料及設備

3. 室內裝置

適用於1號洋房至3號洋房、6號洋房、9號洋房至10號洋房、16號洋房、18號洋房至19號洋房、21號洋房、26號洋房及29號洋房

細項	描述				
	裝置及設備	類型	用料		
(b) 浴室	1 號洋房				
	(i) 裝置及設備的類型及用料	潔具	主人浴室、浴室及浴室1	洗手盆水龍頭	金屬
				洗手盆	陶瓷
				坐廁	陶瓷
	(ii) 供水系統的類型及用料		冷熱水供水系統採用配有隔熱層之銅喉		
	(iii) 沐浴設施(包括花灑或浴缸, 如適用的話)	浴缸水龍頭、淋浴間水龍頭及花灑套裝		金屬	
		浴缸		搪瓷鋼鐵	
	(iv) 浴缸大小(如適用的話)	主人浴室		1900毫米(長) x 900毫米(闊) x 450毫米(高)	
		浴室1		1600毫米(長) x 700毫米(闊) x 420毫米(高)	
	2 號洋房、3 號洋房及6 號洋房				
	(i) 裝置及設備的類型及用料	潔具	主人浴室、浴室1、浴室2、浴室3、浴室4、浴室5及浴室6	洗手盆水龍頭	金屬
				洗手盆	陶瓷
				坐廁	陶瓷
	(ii) 供水系統的類型及用料		冷熱水供水系統採用配有隔熱層之銅喉		
	(iii) 沐浴設施(包括花灑或浴缸, 如適用的話)	浴缸水龍頭、淋浴間水龍頭及花灑套裝		金屬	
		浴缸		搪瓷鋼鐵	
	(iv) 浴缸大小(如適用的話)	主人浴室		1900毫米(長) x 900毫米(闊) x 450毫米(高)	
		浴室2、浴室3、浴室4及浴室5		1600毫米(長) x 700毫米(闊) x 420毫米(高)	
	9 號洋房、21 號洋房、26 號洋房及29 號洋房				
	(i) 裝置及設備的類型及用料	潔具	主人浴室、浴室1、浴室2、浴室3、浴室4及浴室5	洗手盆水龍頭	金屬
洗手盆				陶瓷	
坐廁				陶瓷	
(ii) 供水系統的類型及用料		冷熱水供水系統採用配有隔熱層之銅喉			
(iii) 沐浴設施(包括花灑或浴缸, 如適用的話)	浴缸水龍頭、淋浴間水龍頭及花灑套裝		金屬		
	浴缸		搪瓷鋼鐵		
(iv) 浴缸大小(如適用的話)	主人浴室、浴室2及浴室3		1600毫米(長) x 700毫米(闊) x 420毫米(高)		

23. FITTING, FINISHES AND APPLIANCES
裝置、裝修物料及設備

3. Interior Fittings

For House 1-House 3, House 6, House 9-House 10, House 16, House 18-House 19, House 21, House 26 and House 29

Item	Description				
	Fittings and equipments	Type	Material		
(b) Bathroom	House 10				
	(i) Type and material of fittings and equipment	Sanitary fittings	Master Bathroom, Bathroom, Bathroom 1, Bathroom 2, Bathroom 3, Bathroom 4, Bathroom 5, Bathroom 6 and Bathroom 7	Wash basin mixer	Metal
				Wash basin	Vitreous china
				Water closet	Vitreous china
	(ii) Type and material of water supply system	Copper pipes with thermal insulation for both cold and hot water supply system			
	(iii) Type and material of bathing facilities (including shower or bath tub, if applicable)	Bath tub mixer, shower mixer and shower set		Metal	
		Bath tub		Enamelled steel	
	(iv) Size of bath tub (if applicable)	Master Bathroom		1900mm (L) x 900mm (W) x 450mm (H)	
		Bathroom 2, Bathroom 3, Bathroom 4 and Bathroom 5		1600mm (L) x 700mm (W) x 420mm (H)	
	House 16 and House 19				
	(i) Type and material of fittings and equipment	Sanitary fittings	Master Bathroom, Bathroom, Bathroom 1, Bathroom 2 and Bathroom 3	Wash basin mixer	Metal
				Wash basin	Vitreous china
				Water closet	Vitreous china
	(ii) Type and material of water supply system	Copper pipes with thermal insulation for both cold and hot water supply system			
	(iii) Type and material of bathing facilities (including shower or bath tub, if applicable)	Bath tub mixer, shower mixer and shower set		Metal	
		Bath tub		Enamelled steel	
	(iv) Size of bath tub (if applicable)	Master Bathroom and Bathroom 2		1600mm (L) x 700mm (W) x 420mm (H)	
	House 18				
	(i) Type and material of fittings and equipment	Sanitary fittings	Master Bathroom, Bathroom, Bathroom 1, Bathroom 2, Bathroom 3, Bathroom 4, Bathroom 5 and Bathroom 6	Wash basin mixer	Metal
				Wash basin	Vitreous china
Water closet				Vitreous china	
(ii) Type and material of water supply system	Copper pipes with thermal insulation for both cold and hot water supply system				
(iii) Type and material of bathing facilities (including shower or bath tub, if applicable)	Bath tub mixer, shower mixer and shower set		Metal		
	Bath tub		Enamelled steel		
(iv) Size of bath tub (if applicable)	Master Bathroom		1900mm (L) x 900mm (W) x 450mm (H)		
	Bathroom 2, Bathroom 3, Bathroom 4 and Bathroom 5		1600mm (L) x 700mm (W) x 420mm (H)		

23. FITTING, FINISHES AND APPLIANCES 裝置、裝修物料及設備

3. 室內裝置

適用於1號洋房至3號洋房、6號洋房、9號洋房至10號洋房、16號洋房、18號洋房至19號洋房、21號洋房、26號洋房及29號洋房

細項	描述			用料		
	裝置及設備	類型				
(b) 浴室	10號洋房					
	(i) 裝置及設備的類型及用料	潔具	主人浴室、浴室、浴室1、浴室2、浴室3、浴室4、浴室5、浴室6及浴室7	洗手盆水龍頭	金屬	
				洗手盆	陶瓷	
				坐廁	陶瓷	
	(ii) 供水系統的類型及用料	冷熱水供水系統採用配有隔熱層之銅喉				
	(iii) 沐浴設施(包括花灑或浴缸, 如適用的話)	浴缸水龍頭、淋浴間水龍頭及花灑套裝		金屬		
		浴缸		搪瓷鋼鐵		
	(iv) 浴缸大小(如適用的話)	主人浴室		1900毫米(長) x 900毫米(闊) x 450毫米(高)		
		浴室2、浴室3、浴室4及浴室5		1600毫米(長) x 700毫米(闊) x 420毫米(高)		
	16號洋房及19號洋房					
	(i) 裝置及設備的類型及用料	潔具	主人浴室、浴室、浴室1、浴室2及浴室3	洗手盆水龍頭	金屬	
				洗手盆	陶瓷	
				坐廁	陶瓷	
	(ii) 供水系統的類型及用料	冷熱水供水系統採用配有隔熱層之銅喉				
	(iii) 沐浴設施(包括花灑或浴缸, 如適用的話)	浴缸水龍頭、淋浴間水龍頭及花灑套裝		金屬		
		浴缸		搪瓷鋼鐵		
	(iv) 浴缸大小(如適用的話)	主人浴室及浴室2		1600毫米(長) x 700毫米(闊) x 420毫米(高)		
	18號洋房					
	(i) 裝置及設備的類型及用料	潔具	主人浴室、浴室、浴室1、浴室2、浴室3、浴室4、浴室5及浴室6	洗手盆水龍頭	金屬	
				洗手盆	陶瓷	
坐廁				陶瓷		
(ii) 供水系統的類型及用料	冷熱水供水系統採用配有隔熱層之銅喉					
(iii) 沐浴設施(包括花灑或浴缸, 如適用的話)	浴缸水龍頭、淋浴間水龍頭及花灑套裝		金屬			
	浴缸		搪瓷鋼鐵			
(iv) 浴缸大小(如適用的話)	主人浴室		1900毫米(長) x 900毫米(闊) x 450毫米(高)			
	浴室2、浴室3、浴室4及浴室5		1600毫米(長) x 700毫米(闊) x 420毫米(高)			

23. FITTING, FINISHES AND APPLIANCES
裝置、裝修物料及設備

3. Interior Fittings

For House 1-House 3, House 6, House 9-House 10, House 16, House 18-House 19, House 21, House 26 and House 29

Item	Description		Material
(c) Kitchen	(i) Material of sink unit		Stainless steel
	(ii) Material of water supply system		Copper pipes with thermal insulation for both cold and hot water supply system
		Material	Finishes
	(iii) Kitchen cabinet	Not Applicable	Not Applicable
	(iv) Type of all other fittings and equipment	Other fittings	Sink mixer
		Fittings	Type
(d) Bedroom	Type and material of fittings (including built-in wardrobe)	Not Applicable	
(e) Telephone	Location and number of connection points	Please refer to the "Schedule of Mechanical and Electrical Provisions for Residential Properties"	
(f) Aerials	Location and number of connection points	Please refer to the "Schedule of Mechanical and Electrical Provisions for Residential Properties"	
(g) Electrical Installations	(i) Electrical fittings (including safety devices)	Electrical fittings	Faceplate for all switches and power sockets
		Safety devices	Three-phase electricity supply board with miniature circuit breakers is provided
	(ii) Whether conduits are concealed or exposed	Conduits are partly concealed and partly exposed. Other than those parts of the conduits concealed within concrete, the rest of the conduit are exposed. Exposed conduits may be covered or hidden by false ceilings, bulkheads, cabinets, cladding, non-concrete partition walls, designated pipe ducts or other materials	
	(iii) Location and number of power points and air-conditioner points	Please refer to the "Schedule of Mechanical and Electrical Provisions for Residential Properties"	
(h) Gas Supply	Type	Towngas	
	System	Gas supply pipe is connected to gas cooker hob and gas water heater	
	Location	For the location of gas cooker hob and gas water heater, please refer to the "Appliances Schedule"	
(i) Washing Machine Connection Point	Location	Please refer to the "Schedule of Mechanical and Electrical Provisions for Residential Properties"	
	Design	Water point of a design of 22mm in diameter and drain point of a design of 40mm in diameter for washing machine are provided	
(j) Water Supply	(i) Material of water pipes	Copper pipes with thermal insulation for both cold and hot water supply system	
	(ii) Whether water pipes are concealed or exposed	Copper water pipes are partly concealed and partly exposed. Other than those parts of the water pipes concealed within concrete, the rest of the water pipes are exposed. The exposed water pipes may be covered or hidden by false ceilings, bulkheads, cabinets, claddings, non-concrete partition walls, designated pipe ducts or other materials	
	(iii) Whether hot water is available	Hot water is available	

23. FITTING, FINISHES AND APPLIANCES 裝置、裝修物料及設備

3. 室內裝置

適用於1號洋房至3號洋房、6號洋房、9號洋房至10號洋房、16號洋房、18號洋房至19號洋房、21號洋房、26號洋房及29號洋房

細項	描述		用料	
(c) 廚房	(i) 洗滌盆的用料		不銹鋼	
	(ii) 供水系統的用料		冷熱水供水系統採用配有隔熱層之銅喉	
		用料	裝修物料	
	(iii) 廚櫃	不適用	不適用	
	(iv) 所有其他裝置及設備的類型	其他裝置	洗手盆水龍頭	
		裝置	類型	用料
(d) 睡房	裝置(包括嵌入式衣櫃)的類型及用料	不適用		
(e) 電話	接駁點的位置及數目	請參閱「住宅單位機電裝置說明表」		
(f) 天線	接駁點的位置及數目	請參閱「住宅單位機電裝置說明表」		
(g) 電力裝置	(i) 供電附件(包括安全裝置)	供電附件	所有開關掣及插座之面板	
		安全裝置	有提供三相電力並安裝微型斷路器	
	(ii) 導管是隱藏或外露	導管是部分隱藏及部分外露。除部分隱藏於混凝土內之導管外，其他部分的導管均為外露。外露的導管可能被假天花、假陣、貯存櫃、覆蓋層、非混凝土間牆、指定之槽位或其他物料遮蓋或隱藏		
	(iii) 電插座及空調機接駁點的位置及數目	請參閱「住宅單位機電裝置說明表」		
(h) 氣體供應	類型	煤氣		
	系統	煤氣供應喉接駁煤氣煮食爐及煤氣熱水爐		
	位置	煤氣煮食爐及煤氣熱水爐位置，請參閱「設備說明表」		
(i) 洗衣機接駁點	位置	請參閱「住宅單位機電裝置說明表」		
	設計	設有洗衣機直徑40毫米之去水接駁喉位及直徑22毫米之來水接駁喉位		
(j) 供水	(i) 水管的用料	冷熱水供水系統採用配有隔熱層之銅喉		
	(ii) 水管是隱藏或外露	水管是部分隱藏及部分外露。除部分隱藏於混凝土內之水管外，其他部分的水管均為外露。外露的水管可能被假天花、假陣、貯存櫃、覆蓋層、非混凝土間牆、指定之槽位或其他物料遮蓋或隱藏		
	(iii) 有否熱水供應	有熱水供應		

23. FITTING, FINISHES AND APPLIANCES
裝置、裝修物料及設備

3. Interior Fittings

For House 5, House 7-House 8, House 11-House 12, House 15, House 17, House 20, House 22-House 23, House 27-House 28, House 30-House 33 and House 35

Item	Description	Material	Finishes	Accessories
House 5 and House 7				
(a) Doors	Main Entrance gate	Galvanized mild steel door and frame	Powder coated paint finish	Hinges, electronic locking device and floor bolt
	Main Entrance door on Ground Floor	Hollow galvanized mild steel core with galvanized mild steel frame, aluminium cladding and tempered glass	Fluorocarbon coating	Hinges, lockset, handle, door closer, password keypad, finger print and flush bolt
	Door from Garden to Staircase leading to Lower Ground Floor	Aluminium framed glass door	Fluorocarbon coating	Hinges, lockset and handle
	Main Entrance door on Lower Ground Floor	Solid core timber door with hardwood frame	Wood veneer finish	Hinges, lockset, handle and door closer
	Door from Protected Lobby to Foyer 4	Solid core timber door with hardwood frame	Wood veneer finish	Hinges, handle and door closer
	Master Bedroom and Master Bathroom door	Solid core timber door with hardwood frame	Paint	Hinges, lockset, handle and flush bolt
	Bedroom 1, Bedroom 2, Bedroom 3, Dressing Room, Study Room, Bathroom 1, Bathroom 2, Bathroom 4, Bathroom 6, Store 1, Store 2, Store 3, Maid Room and Utility Room door	Solid core timber door with hardwood frame	Paint	Hinges, lockset and handle
	Walk-In Closet door	Solid core timber sliding door	Paint	Sliding track
	Kitchen door	Solid core timber door with hardwood frame and glass vision panel	Paint	Hinges, handle and door closer
	Bathroom 3 and Bathroom 5 door	Solid core timber door with hardwood frame and louver	Paint	Hinges, lockset and handle
	Electrical / Extra Low Voltage Duct and Pipe Duct door (Applicable to House 7)	Solid core timber door with hardwood frame	Paint, reconstituted stone and plastic laminate finish	Hinges, lockset and handle
	Electrical / Extra Low Voltage Duct door (Applicable to House 5) and Water Meter Cabinet door	Solid core timber door with hardwood frame	Reconstituted stone and plastic laminate finish	Hinges, lockset and handle
	Town Gas Duct door	Solid core timber door with hardwood frame and louver	Reconstituted stone and plastic laminate finish	Hinges, lockset and handle
	Door from Staircase on Second Floor to Roof	Aluminium framed glass door	Fluorocarbon coating	Hinges, lockset and handle
Door from Garden to Living Room and Dining Room, Door from Master Bedroom to Balcony and Door from Bedroom 2 to Balcony	Aluminium framed glass sliding door	Fluorocarbon coating	Lockset, handle and sliding track	
Door to Open Air Air-Conditioner Plant	Aluminium framed grille door	Fluorocarbon coating	Hinges and lockset	

23. FITTING, FINISHES AND APPLIANCES
裝置、裝修物料及設備

3. 室內裝置

適用於5號洋房、7號洋房至8號洋房、11號洋房至12號洋房、15號洋房、17號洋房、20號洋房、22號洋房至23號洋房、27號洋房至28號洋房、30號洋房至33號洋房及35號洋房

細項	描述			
	用料	裝修物料	配件	
(a) 門	5號洋房及7號洋房			
	主入口閘門	鍍鋅低碳鋼門及門框	粉末塗漆飾面	門鉸、電子鎖裝置及地門門
	於地下之主入口大門	空心鍍鋅低碳鋼門配鍍鋅低碳鋼門框、鋁質覆蓋層及強化玻璃	氟碳塗層	門鉸、門鎖、手柄、氣鼓、密碼鍵、指紋掃描器及天地栓
	花園往地下低層樓梯的門	鋁框玻璃門	氟碳塗層	門鉸、門鎖及手柄
	於地下低層之主入口大門	實心木門配實木門框	木皮飾面	門鉸、門鎖、手柄及氣鼓
	保護門廊往前廳4的門	實心木門配實木門框	木皮飾面	門鉸、手柄及氣鼓
	主人睡房及主人浴室門	實心木門配實木門框	油漆	門鉸、門鎖、手柄及天地栓
	睡房1、睡房2、睡房3、更衣室、書房、浴室1、浴室2、浴室4、浴室6、儲物房1、儲物房2、儲物房3、工人房及工作間門	實心木門配實木門框	油漆	門鉸、門鎖及手柄
	衣帽間門	實心木趟門	油漆	趟軌
	廚房門	實心木門配實木門框及玻璃視窗	油漆	門鉸、手柄及氣鼓
	浴室3及浴室5門	實心木門配實木門框及百葉	油漆	門鉸、門鎖及手柄
	電線或特低壓電線槽及管道槽門 (適用於7號洋房)	實心木門配實木門框	油漆、人造石及膠板飾面	門鉸、門鎖及手柄
	電線或特低壓電線槽門 (適用於5號洋房)及水錶櫃門	實心木門配實木門框	人造石及膠板飾面	門鉸、門鎖及手柄
	煤氣管道槽門	實心木門配實木門框及百葉	人造石及膠板飾面	門鉸、門鎖及手柄
	2樓樓梯往天台的門	鋁框玻璃門	氟碳塗層	門鉸、門鎖及手柄
花園往客廳及飯廳的門、主人睡房往露台的門及睡房2往露台的門	鋁框玻璃趟門	氟碳塗層	門鎖、手柄及趟軌	
往室外冷氣機設備的門	鋁框格柵門	氟碳塗層	門鉸及門鎖	

23. FITTING, FINISHES AND APPLIANCES
裝置、裝修物料及設備

3. Interior Fittings

For House 5, House 7-House 8, House 11-House 12, House 15, House 17, House 20, House 22-House 23, House 27-House 28, House 30-House 33 and House 35

Item	Description	Material	Finishes	Accessories
House 8				
(a) Doors	Main Entrance gate	Galvanized mild steel door and frame	Powder coated paint finish	Hinges, electronic locking device and floor bolt
	Main Entrance door on Ground Floor	Hollow galvanized mild steel core with galvanized mild steel frame, aluminium cladding and tempered glass	Fluorocarbon coating	Hinges, lockset, handle, door closer, password keypad, finger print and flush bolt
	Door from Garden to Staircase leading to Lower Ground Floor	Hollow galvanized mild steel core with galvanized mild steel frame and aluminium cladding	Fluorocarbon coating	Hinges, lockset, handle and door closer
	Main Entrance door on Lower Ground Floor	Solid core timber door with hardwood frame	Wood veneer finish	Hinges, lockset, handle, door closer and flush bolt
	Door from Protected Lobby to Foyer 4	Solid core timber door with hardwood frame	Wood veneer finish	Hinges, handle and door closer
	Door from Lift Lobby to Corridor 2, Door from Corridor 1 to Corridor 2, Bedroom 1, Bedroom 2, Bedroom 3, Bedroom 4, Study Room, Bathroom 1, Bathroom 3, Bathroom 5, Bathroom 6, Bathroom 7, Store 1, Store 2, Maid Room 1, Maid Room 2 and Utility Room door	Solid core timber door with hardwood frame	Paint	Hinges, lockset and handle
	Master Bedroom, Walk-In Closet, Master Bathroom and Bathroom 2 door	Solid core timber door with hardwood frame	Paint	Hinges, lockset, handle and flush bolt
	Kitchen door	Solid core timber door with hardwood frame and glass vision panel	Paint	Hinges, handle and door closer
	Bathroom 4 and Powder Room door	Solid core timber door with hardwood frame and louver	Paint	Hinges, lockset and handle
	Terrace door and Door from Staircase on Second Floor to Roof	Aluminium framed glass door	Fluorocarbon coating	Hinges, lockset and handle
	Electrical / Extra Low Voltage Duct, Pipe Duct and Water Meter Cabinet door	Solid core timber door with hardwood frame	Plastic laminate finish	Hinges, lockset and handle
	Town Gas Duct door	Solid core timber door with hardwood frame and louver	Reconstituted stone and plastic laminate finish	Hinges, lockset and handle
	Door from Garden to Family Room, Living Room and Dining Room, Door from Master Bedroom to Flat Roof 1, Door from Bedroom 2 to Balcony 1 and Door from Bedroom 4 to Balcony 2	Aluminium framed glass sliding door	Fluorocarbon coating	Lockset, handle and sliding track
Door to Open Air Air-Conditioner Plant	Aluminium framed grille door	Fluorocarbon coating	Hinges and lockset	

23. FITTING, FINISHES AND APPLIANCES 裝置、裝修物料及設備

3. 室內裝置

適用於5號洋房、7號洋房至8號洋房、11號洋房至12號洋房、15號洋房、17號洋房、20號洋房、22號洋房至23號洋房、27號洋房至28號洋房、30號洋房至33號洋房及35號洋房

細項	描述			
	用料	裝修物料	配件	
(a) 門	8號洋房			
	主入口閘門	鍍鋅低碳鋼門及門框	粉末塗漆飾面	門鉸、電子鎖裝置及地門門
	於地下之主入口大門	空心鍍鋅低碳鋼門配鍍鋅低碳鋼門框、鋁質覆蓋層及強化玻璃	氟碳塗層	門鉸、門鎖、手柄、氣鼓、密碼鍵、指紋掃描器及天地栓
	花園往地下低層樓梯的門	空心鍍鋅低碳鋼門配鍍鋅低碳鋼門框及鋁質覆蓋層	氟碳塗層	門鉸、門鎖、手柄及氣鼓
	於地下低層之主入口大門	實心木門配實木門框	木皮飾面	門鉸、門鎖、手柄、氣鼓及天地栓
	保護門廊往前廳4的門	實心木門配實木門框	木皮飾面	門鉸、手柄及氣鼓
	升降機大堂往走廊2的門、走廊1往走廊2的門、睡房1、睡房2、睡房3、睡房4、書房、浴室1、浴室3、浴室5、浴室6、浴室7、儲物房1、儲物房2、工人房1、工人房2及工作間門	實心木門配實木門框	油漆	門鉸、門鎖及手柄
	主人睡房、衣帽間、主人浴室及浴室2門	實心木門配實木門框	油漆	門鉸、門鎖、手柄及天地栓
	廚房門	實心木門配實木門框及玻璃視窗	油漆	門鉸、手柄及氣鼓
	浴室4及化妝間門	實心木門配實木門框及百葉	油漆	門鉸、門鎖及手柄
	前庭門及2樓樓梯往天台的門	鋁框玻璃門	氟碳塗層	門鉸、門鎖及手柄
	電線或特低壓電線槽、管道槽及水錶櫃門	實心木門配實木門框	膠板飾面	門鉸、門鎖及手柄
	煤氣管道槽門	實心木門配實木門框及百葉	人造石及膠板飾面	門鉸、門鎖及手柄
	花園往家庭室、客廳及飯廳的門、主人睡房往平台1的門、睡房2往露台1的門及睡房4往露台2的門	鋁框玻璃趟門	氟碳塗層	門鎖、手柄及趟軌
往室外冷氣機設備的門	鋁框格柵門	氟碳塗層	門鉸及門鎖	

23. FITTING, FINISHES AND APPLIANCES
裝置、裝修物料及設備

3. Interior Fittings

For House 5, House 7-House 8, House 11-House 12, House 15, House 17, House 20, House 22-House 23, House 27-House 28, House 30-House 33 and House 35

Item	Description	Material	Finishes	Accessories
(a) Doors	House 11, House 20, House 22-House 23 and House 27			
	Main Entrance gate	Galvanized mild steel door and frame	Powder coated paint finish	Hinges, electronic locking device and floor bolt
	Main Entrance door on Ground Floor	Hollow galvanized mild steel core with galvanized mild steel frame, aluminium cladding and tempered glass	Fluorocarbon coating	Hinges, lockset, handle, door closer, password keypad and finger print
	Door from Garden to Staircase leading to Lower Ground Floor	Aluminium framed glass door	Fluorocarbon coating	Hinges, lockset and handle
	Main Entrance door on Lower Ground Floor	Solid core timber door with hardwood frame	Wood veneer finish	Hinges, lockset, handle and door closer
	Door from Protected Lobby to Lift Lobby (Applicable to House 11, House 22, House 23 and House 27) and Door from Protected Lobby to Foyer 4 (Applicable to House 20)	Solid core timber door with hardwood frame	Wood veneer finish	Hinges, handle and door closer
	Master Bedroom, Bedroom 1, Bedroom 2, Bedroom 3, Study Room, Master Bathroom, Bathroom 3, Bathroom 5, Store 1, Store 2 (Applicable to House 20), Maid Room and Utility Room door	Solid core timber door with hardwood frame	Wood veneer finish with metal trim	Hinges, lockset and handle
	Dressing Room door	Solid core timber sliding door	Paint	Sliding track
	Kitchen door	Solid core timber door with hardwood frame and glass vision panel	Wood veneer finish with metal trim	Hinges, handle and door closer
	Bathroom 1, Bathroom 2 and Bathroom 4 door	Solid core timber door with hardwood frame and louver	Wood veneer finish with metal trim	Hinges, lockset and handle
	Lavatory door	Solid timber bi-folding door	Plastic laminate finish	Hinges
	Door from Bedroom 2 to Balcony and Door from Staircase on Second Floor to Roof	Aluminium framed glass door	Fluorocarbon coating	Hinges, lockset and handle
	Electrical / Extra Low Voltage Duct door (Applicable to House 11, House 22 and House 23) and Water Meter Cabinet door (Applicable to House 11, House 20, House 22 and House 23)	Solid core timber door with hardwood frame	Reconstituted stone and plastic laminate finish	Hinges, lockset and handle
	Electrical / Extra Low Voltage Duct and Water Meter Cabinet door (Applicable to House 27)	Solid core timber door with hardwood frame	Plastic laminate finish	Hinges, lockset and handle
	Town Gas Duct door	Solid core timber door with hardwood frame and louver	Reconstituted stone and plastic laminate finish	Hinges, lockset and handle
	Door from Garden to Living Room and Dining Room, Door from Master Bedroom to Balcony and Door from Bedroom 1 to Balcony	Aluminium framed glass sliding door	Fluorocarbon coating	Lockset, handle and sliding track
	Door to Open Air Air-Conditioner Plant	Aluminium framed grille door	Fluorocarbon coating	Hinges and lockset

23. FITTING, FINISHES AND APPLIANCES 裝置、裝修物料及設備

3. 室內裝置

適用於5號洋房、7號洋房至8號洋房、11號洋房至12號洋房、15號洋房、17號洋房、20號洋房、22號洋房至23號洋房、27號洋房至28號洋房、30號洋房至33號洋房及35號洋房

細項	描述				
	用料	裝修物料	配件		
(a) 門	11號洋房、20號洋房、22號洋房至23號洋房及27號洋房				
	主入口閘門	鍍鋅低碳鋼門及門框	粉末塗漆飾面	門鉸、電子鎖裝置及地門門	
	於地下之主入口大門	空心鍍鋅低碳鋼門配鍍鋅低碳鋼門框、鋁質覆蓋層及強化玻璃	氟碳塗層	門鉸、門鎖、手柄、氣鼓、密碼鍵及指紋掃描器	
	花園往地下低層樓梯的門	鋁框玻璃門	氟碳塗層	門鉸、門鎖及手柄	
	於地下低層之主入口大門	實心木門配實木門框	木皮飾面	門鉸、門鎖、手柄及氣鼓	
	保護門廊往升降機大堂的門 (適用於11號洋房、22號洋房、 23號洋房及27號洋房) 及保護門廊往前廳4的門 (適用於20號洋房)	實心木門配實木門框	木皮飾面	門鉸、手柄及氣鼓	
	主人睡房、睡房1、睡房2、 睡房3、書房、主人浴室、 浴室3、浴室5、儲物房1、 儲物房2 (適用於20號洋房)、 工人房及工作間門	實心木門配實木門框	木皮飾面配金屬飾線	門鉸、門鎖及手柄	
	更衣室門	實心木趟門	油漆	趟軌	
	廚房門	實心木門配實木門框及玻璃視窗	木皮飾面配金屬飾線	門鉸、手柄及氣鼓	
	浴室1、浴室2及浴室4門	實心木門配實木門框及百葉	木皮飾面配金屬飾線	門鉸、門鎖及手柄	
	洗手間門	實心木雙摺門	膠板飾面	門鉸	
	睡房2往露台的門及 2樓樓梯往天台的門	鋁框玻璃門	氟碳塗層	門鉸、門鎖及手柄	
	電線或特低壓電線槽門 (適用於11號洋房、22號洋房及 23號洋房)及水錶櫃門 (適用於11號洋房、20號洋房、 22號洋房及23號洋房)	實心木門配實木門框	人造石及膠板飾面	門鉸、門鎖及手柄	
	電線或特低壓電線槽及水錶櫃門 (適用於27號洋房)	實心木門配實木門框	膠板飾面	門鉸、門鎖及手柄	
	煤氣管道槽門	實心木門配實木門框及百葉	人造石及膠板飾面	門鉸、門鎖及手柄	
花園往客廳及飯廳的門、 主人睡房往露台的門及睡房1往 露台的門	鋁框玻璃趟門	氟碳塗層	門鎖、手柄及趟軌		
往室外冷氣機設備的門	鋁框格柵門	氟碳塗層	門鉸及門鎖		

23. FITTING, FINISHES AND APPLIANCES
裝置、裝修物料及設備

3. Interior Fittings

For House 5, House 7-House 8, House 11-House 12, House 15, House 17, House 20, House 22-House 23, House 27-House 28, House 30-House 33 and House 35

Item	Description	Material	Finishes	Accessories
House 12, House 15 and House 30-House 31				
(a) Doors	Main Entrance gate	Galvanized mild steel door and frame	Powder coated paint finish	Hinges, electronic locking device and floor bolt
	Main Entrance door on Ground Floor	Hollow galvanized mild steel core with galvanized mild steel frame and aluminium cladding	Fluorocarbon coating	Hinges, lockset, handle, door closer, password keypad and finger print
	Door from Garden to Staircase leading to Lower Ground Floor	Aluminium framed glass door	Fluorocarbon coating	Hinges, lockset and handle
	Main Entrance door on Lower Ground Floor	Solid core timber door with hardwood frame	Wood veneer finish	Hinges, lockset, handle and door closer
	Door from Protected Lobby to Lift Lobby	Solid core timber door with hardwood frame	Wood veneer finish	Hinges, handle and door closer
	Master Bedroom, Bedroom 1, Bedroom 2, Bedroom 3, Study Room, Store 1, Store 2, Maid Room and Utility Room door	Solid core timber door with hardwood frame	Wood veneer finish with metal trim	Hinges, lockset and handle
	Kitchen door	Solid core timber door with hardwood frame and glass vision panel	Wood veneer finish with metal trim	Hinges, handle and door closer
	Master Bathroom, Bathroom 1 and Bathroom 2 door	Solid core timber door with hardwood frame and louver	Wood veneer finish with metal trim	Hinges, lockset and handle
	Bathroom door	Solid core timber sliding door with hardwood frame	Wood veneer finish with metal trim	Lockset, handle and sliding track
	Powder Room door	Solid core timber sliding door with hardwood frame and louver	Wood veneer finish with metal trim	Lockset, handle and sliding track
	Electrical / Extra Low Voltage Duct door (Applicable to House 12 and House 31) and Electrical / Extra Low Voltage Room door (Applicable to House 30)	Solid core timber door with hardwood frame	Wood veneer finish	Hinges, lockset, handle and door closer
	Electrical / Extra Low Voltage Duct (Applicable to House 15)	Solid core timber door with hardwood frame	Plastic laminate finish	Hinges, lockset and handle
	Pipe Duct door (Applicable to House 30 and House 31) and Water Meter Cabinet door	Solid core timber door with hardwood frame	Reconstituted stone and plastic laminate finish	Hinges, lockset and handle
	Town Gas Duct door	Solid core timber door with hardwood frame and louver	Reconstituted stone and plastic laminate finish	Hinges, lockset and handle
	Door from Staircase on Second Floor to Roof	Aluminium framed glass door	Fluorocarbon coating	Hinges, lockset and handle
	Door from Garden to Living Room (Applicable to House 12 and House 30)	Aluminium framed glass bi-folding door	Fluorocarbon coating	Lockset, handle and sliding track
	Door from Garden to Living Room (Applicable to House 15 and House 31) and Door from Master Bedroom to Balcony	Aluminium framed glass sliding door	Fluorocarbon coating	Lockset, handle and sliding track
Door to Open Air Air-Conditioner Plant	Aluminium framed grille door	Fluorocarbon coating	Hinges and lockset	

23. FITTING, FINISHES AND APPLIANCES 裝置、裝修物料及設備

3. 室內裝置

適用於5號洋房、7號洋房至8號洋房、11號洋房至12號洋房、15號洋房、17號洋房、20號洋房、22號洋房至23號洋房、27號洋房至28號洋房、30號洋房至33號洋房及35號洋房

細項	描述			
	用料	裝修物料	配件	
(a) 門	12號洋房、15號洋房及30號洋房至31號洋房			
	主入口閘門	鍍鋅低碳鋼門及門框	粉末塗漆飾面	門鉸、電子鎖裝置及地門門
	於地下之主入口大門	空心鍍鋅低碳鋼門配鍍鋅低碳鋼門框及鋁質覆蓋層	氟碳塗層	門鉸、門鎖、手柄、氣鼓、密碼鍵及指紋掃描器
	花園往地下低層樓梯的門	鋁框玻璃門	氟碳塗層	門鉸、門鎖及手柄
	於地下低層之主入口大門	實心木門配實木門框	木皮飾面	門鉸、門鎖、手柄及氣鼓
	保護門廊往升降機大堂的門	實心木門配實木門框	木皮飾面	門鉸、手柄及氣鼓
	主人睡房、睡房1、睡房2、睡房3、書房、儲物房1、儲物房2、工人房及工作間門	實心木門配實木門框	木皮飾面配金屬飾線	門鉸、門鎖及手柄
	廚房門	實心木門配實木門框及玻璃視窗	木皮飾面配金屬飾線	門鉸、手柄及氣鼓
	主人浴室、浴室1及浴室2門	實心木門配實木門框及百葉	木皮飾面配金屬飾線	門鉸、門鎖及手柄
	浴室門	實心木趟門配實木門框	木皮飾面配金屬飾線	門鎖、手柄及趟軌
	化妝間門	實心木趟門配實木門框及百葉	木皮飾面配金屬飾線	門鎖、手柄及趟軌
	電線或特低壓電線槽門 (適用於12號洋房及31號洋房) 及電線或特低壓電線房門 (適用於30號洋房)	實心木門配實木門框	木皮飾面	門鉸、門鎖、手柄及氣鼓
	電線或特低壓電線槽 (適用於15號洋房)	實心木門配實木門框	膠板飾面	門鉸、門鎖及手柄
	管道槽門 (適用於30號洋房及31號洋房) 及水錶櫃門	實心木門配實木門框	人造石及膠板飾面	門鉸、門鎖及手柄
	煤氣管道槽門	實心木門配實木門框及百葉	人造石及膠板飾面	門鉸、門鎖及手柄
	2樓樓梯往天台的門	鋁框玻璃門	氟碳塗層	門鉸、門鎖及手柄
	花園往客廳的門 (適用於12號洋房及30號洋房)	鋁框玻璃雙摺門	氟碳塗層	門鎖、手柄及趟軌
	花園往客廳的門 (適用於15號洋房及31號洋房) 及主人睡房往露台的門	鋁框玻璃趟門	氟碳塗層	門鎖、手柄及趟軌
	往室外冷氣機設備的門	鋁框格柵門	氟碳塗層	門鉸及門鎖

23. FITTING, FINISHES AND APPLIANCES
裝置、裝修物料及設備

3. Interior Fittings

For House 5, House 7-House 8, House 11-House 12, House 15, House 17, House 20, House 22-House 23, House 27-House 28, House 30-House 33 and House 35

Item	Description	Material	Finishes	Accessories
House 17, House 32-House 33 and House 35				
(a) Doors	Main Entrance gate	Galvanized mild steel door and frame	Powder coated paint finish	Hinges, electronic locking device and floor bolt
	Main Entrance door on Ground Floor (Applicable to House 17, House 32 and House 35)	Hollow galvanized mild steel core with galvanized mild steel frame, aluminium cladding and tempered glass	Fluorocarbon coating	Hinges, lockset, handle, door closer, password keypad and finger print
	Main Entrance door on Ground Floor (Applicable to House 33)	Hollow galvanized mild steel core with galvanized mild steel frame and aluminium cladding	Fluorocarbon coating	Hinges, lockset, handle, door closer, password keypad and finger print
	Door from Garden to Staircase leading to Lower Ground Floor	Aluminium framed glass door	Fluorocarbon coating	Hinges, lockset and handle
	Main Entrance door on Lower Ground Floor	Solid core timber door with hardwood frame	Wood veneer finish	Hinges, lockset, handle and door closer
	Door from Protected Lobby to Lift Lobby and Foyer 4	Solid core timber door with hardwood frame	Wood veneer finish	Hinges, handle and door closer
	Master Bedroom, Bedroom 1, Bedroom 2, Bedroom 3, Study Room, Bathroom, Store, Maid Room and Utility Room door	Solid core timber door with hardwood frame	Wood veneer finish with metal trim	Hinges, lockset and handle
	Kitchen door	Solid core timber door with hardwood frame and glass vision panel	Wood veneer finish with metal trim	Hinges, handle and door closer
	Master Bathroom, Bathroom 1, Bathroom 2 and Bathroom 3 door	Solid core timber door with hardwood frame and louver	Wood veneer finish with metal trim	Hinges, lockset and handle
	Powder Room door	Solid core timber sliding door with hardwood frame and louver	Wood veneer finish with metal trim	Lockset, handle and sliding track
	Electrical / Extra Low Voltage Duct door	Solid core timber door with hardwood frame	Plastic laminate finish	Hinges, lockset and handle
	Pipe Duct door (Applicable to House 32, House 33 and House 35) and Water Meter Cabinet door	Solid core timber door with hardwood frame	Reconstituted stone and plastic laminate finish	Hinges, lockset and handle
	Town Gas Duct door	Solid core timber door with hardwood frame and louver	Reconstituted stone and plastic laminate finish	Hinges, lockset and handle
	Door from Staircase on Second Floor to Roof	Aluminium framed glass door	Fluorocarbon coating	Hinges, lockset, handle and door closer
	Door from Garden to Living Room (Applicable to House 17, House 32 and House 35)	Aluminium framed glass bi-folding door	Fluorocarbon coating	Lockset, handle and sliding track
	Door from Garden to Living Room (Applicable to House 33) and Door from Master Bedroom to Balcony	Aluminium framed glass sliding door	Fluorocarbon coating	Lockset, handle and sliding track
	Door to Open Air Air-Conditioner Plant	Aluminium framed grille door	Fluorocarbon coating	Hinges and lockset

23. FITTING, FINISHES AND APPLIANCES 裝置、裝修物料及設備

3. 室內裝置

適用於5號洋房、7號洋房至8號洋房、11號洋房至12號洋房、15號洋房、17號洋房、20號洋房、22號洋房至23號洋房、27號洋房至28號洋房、30號洋房至33號洋房及35號洋房

細項	描述				
	用料	裝修物料	配件		
(a) 門	17號洋房、32號洋房至33號洋房及35號洋房				
	主入口閘門	鍍鋅低碳鋼門及門框	粉末塗漆飾面	門鉸、電子鎖裝置及地門門	
	於地下之主入口大門 (適用於17號洋房、32號洋房及35號洋房)	空心鍍鋅低碳鋼門配鍍鋅低碳鋼門框、鋁質覆蓋層及強化玻璃	氟碳塗層	門鉸、門鎖、手柄、氣鼓、密碼鍵及指紋掃描器	
	於地下之主入口大門 (適用於33號洋房)	空心鍍鋅低碳鋼門配鍍鋅低碳鋼門框及鋁質覆蓋層	氟碳塗層	門鉸、門鎖、手柄、氣鼓、密碼鍵及指紋掃描器	
	花園往地下低層樓梯的門	鋁框玻璃門	氟碳塗層	門鉸、門鎖及手柄	
	於地下低層之主入口大門	實心木門配實木門框	木皮飾面	門鉸、門鎖、手柄及氣鼓	
	保護門廊往升降機大堂及前廳4的門	實心木門配實木門框	木皮飾面	門鉸、手柄及氣鼓	
	主人睡房、睡房1、睡房2、睡房3、書房、浴室、儲物房、工人房及工作間門	實心木門配實木門框	木皮飾面配金屬飾線	門鉸、門鎖及手柄	
	廚房門	實心木門配實木門框及玻璃視窗	木皮飾面配金屬飾線	門鉸、手柄及氣鼓	
	主人浴室、浴室1、浴室2及浴室3門	實心木門配實木門框及百葉	木皮飾面配金屬飾線	門鉸、門鎖及手柄	
	化妝間門	實心木趟門配實木門框及百葉	木皮飾面配金屬飾線	門鎖、手柄及趟軌	
	電線或特低壓電線槽門	實心木門配實木門框	膠板飾面	門鉸、門鎖及手柄	
	管道槽門 (適用於32號洋房、33號洋房及35號洋房) 及水錶櫃門	實心木門配實木門框	人造石及膠板飾面	門鉸、門鎖及手柄	
	煤氣管道槽門	實心木門配實木門框及百葉	人造石及膠板飾面	門鉸、門鎖及手柄	
	2樓樓梯往天台的門	鋁框玻璃門	氟碳塗層	門鉸、門鎖、手柄及氣鼓	
	花園往客廳的門 (適用於17號洋房、32號洋房及35號洋房)	鋁框玻璃雙摺門	氟碳塗層	門鎖、手柄及趟軌	
	花園往客廳的門 (適用於33號洋房) 及主人睡房往露台的門	鋁框玻璃趟門	氟碳塗層	門鎖、手柄及趟軌	
往室外冷氣機設備的門	鋁框格柵門	氟碳塗層	門鉸及門鎖		

23. FITTING, FINISHES AND APPLIANCES
裝置、裝修物料及設備

3. Interior Fittings

For House 5, House 7-House 8, House 11-House 12, House 15, House 17, House 20, House 22-House 23, House 27-House 28, House 30-House 33 and House 35

Item	Description	Material	Finishes	Accessories
House 28				
(a) Doors	Main Entrance gate	Galvanized mild steel door and frame	Powder coated paint finish	Hinges, electronic locking device and floor bolt
	Main Entrance door on Ground Floor	Hollow galvanized mild steel core with galvanized mild steel frame, aluminium cladding and tempered glass	Fluorocarbon coating	Hinges, lockset, handle, door closer, password keypad, finger print and flush bolt
	Door from Garden to Staircase leading to Lower Ground Floor	Aluminium framed glass door	Fluorocarbon coating	Hinges, lockset and handle
	Main Entrance door on Lower Ground Floor	Solid core timber door with hardwood frame	Wood veneer finish	Hinges, lockset, handle and door closer
	Door from Protected Lobby to Foyer 4	Solid core timber door with hardwood frame	Wood veneer finish	Hinges, handle and door closer
	Master Bedroom, Door from Master Bedroom to Study Room, Study Room and Master Bathroom door	Solid core timber door with hardwood frame	Paint	Hinges, lockset, handle and flush bolt
	Bedroom 1, Bedroom 2, Bedroom 3, Bedroom 4, Bathroom, Bathroom 1, Bathroom 2, Bathroom 3, Bathroom 5, Bathroom 7, Store 1, Store 2, Store 3, Store 4, Maid Room and Utility Room door	Solid core timber door with hardwood frame	Paint	Hinges, lockset and handle
	Kitchen door	Solid core timber door with hardwood frame and glass vision panel	Paint	Hinges, handle and door closer
	Bathroom 4 door	Solid core timber door with hardwood frame and louver	Paint	Hinges, lockset and handle
	Bathroom 6 door	Solid core timber sliding door with hardwood frame	Paint	Lockset and sliding track
	Electrical / Extra Low Voltage Duct door	Solid core timber door with hardwood frame	Plastic laminate finish	Hinges, lockset and handle
	Extra Low Voltage Duct and Water Meter Cabinet door	Solid core timber door with hardwood frame	Reconstituted stone and plastic laminate finish	Hinges, lockset and handle
	Town Gas Duct door	Solid core timber door with hardwood frame and louver	Reconstituted stone and plastic laminate finish	Hinges, lockset and handle
	Door from Staircase on Second Floor to Roof	Aluminium framed glass door	Fluorocarbon coating	Hinges, lockset and handle
	Door from Garden to Living Room and Dining Room, Door from Master Bedroom to Balcony and Door from Bedroom 3 to Balcony	Aluminium framed glass sliding door	Fluorocarbon coating	Lockset, handle and sliding track
Door to Open Air Air-Conditioner Plant	Aluminium framed grille door	Fluorocarbon coating	Hinges and lockset	

23. FITTING, FINISHES AND APPLIANCES 裝置、裝修物料及設備

3. 室內裝置

適用於5號洋房、7號洋房至8號洋房、11號洋房至12號洋房、15號洋房、17號洋房、20號洋房、22號洋房至23號洋房、27號洋房至28號洋房、30號洋房至33號洋房及35號洋房

細項	描述				
	用料	裝修物料	配件		
(a) 門	28號洋房				
	主入口閘門	鍍鋅低碳鋼門及門框	粉末塗漆飾面	門鉸、電子鎖裝置及地門門	
	於地下之主入口大門	空心鍍鋅低碳鋼門配鍍鋅低碳鋼門框、鋁質覆蓋層及強化玻璃	氟碳塗層	門鉸、門鎖、手柄、氣鼓、密碼鍵、指紋掃描器及天地栓	
	花園往地下低層樓梯的門	鋁框玻璃門	氟碳塗層	門鉸、門鎖及手柄	
	於地下低層之主入口大門	實心木門配實木門框	木皮飾面	門鉸、門鎖、手柄及氣鼓	
	保護門廊往前廳4的門	實心木門配實木門框	木皮飾面	門鉸、手柄及氣鼓	
	主人睡房、主人睡房往書房的門、書房及主人浴室門	實心木門配實木門框	油漆	門鉸、門鎖、手柄及天地栓	
	睡房1、睡房2、睡房3、睡房4、浴室、浴室1、浴室2、浴室3、浴室5、浴室7、儲物房1、儲物房2、儲物房3、儲物房4、工人房及工作間門	實心木門配實木門框	油漆	門鉸、門鎖及手柄	
	廚房門	實心木門配實木門框及玻璃視窗	油漆	門鉸、手柄及氣鼓	
	浴室4門	實心木門配實木門框及百葉	油漆	門鉸、門鎖及手柄	
	浴室6門	實心木趟門配實木門框	油漆	門鎖及趟軌	
	電線或特低壓電線槽門	實心木門配實木門框	膠板飾面	門鉸、門鎖及手柄	
	特低壓電線槽及水錶櫃門	實心木門配實木門框	人造石及膠板飾面	門鉸、門鎖及手柄	
	煤氣管道槽門	實心木門配實木門框及百葉	人造石及膠板飾面	門鉸、門鎖及手柄	
	2樓樓梯往天台的門	鋁框玻璃門	氟碳塗層	門鉸、門鎖及手柄	
花園往客廳及飯廳的門、主人睡房往露台的門及睡房3往露台的門	鋁框玻璃趟門	氟碳塗層	門鎖、手柄及趟軌		
往室外冷氣機設備的門	鋁框格柵門	氟碳塗層	門鉸及門鎖		

23. FITTING, FINISHES AND APPLIANCES
裝置、裝修物料及設備

3. Interior Fittings

For House 5, House 7-House 8, House 11-House 12, House 15, House 17, House 20, House 22-House 23, House 27-House 28, House 30-House 33 and House 35

Item	Description							
	Fittings and equipments		Type	Material				
(b) Bathroom	House 5 and House 7							
	(i) Type and material of fittings and equipment	Cabinet	Master Bathroom, Bathroom 1, Bathroom 2, Bathroom 3, Bathroom 4 and Bathroom 5	Basin cabinet	Natural stone, wood, glass and metal			
				Basin cabinet countertop	Natural stone			
				Mirror cabinet	Natural stone, wood, mirror, glass and metal			
		Sanitary fittings	Master Bathroom		Toilet paper holder	Metal		
					Robe hook	Metal		
					Towel bar	Metal		
					Wash basin	Vitreous china		
					Wash basin mixer	Metal		
					Water closet	Vitreous china		
					Towel warmer	Metal		
			Bathroom 1, Bathroom 2, Bathroom 3, Bathroom 4 and Bathroom 5		Toilet paper holder	Metal		
					Robe hook	Metal		
					Towel bar	Metal		
					Wash basin	Vitreous china		
					Wash basin mixer	Metal		
					Water closet	Vitreous china		
					Bathroom 6		Toilet paper holder	Metal
							Wash basin	Vitreous china
	Wash basin mixer	Metal						
	(ii) Type and material of water supply system	Copper pipes with thermal insulation for both cold and hot water supply system						
		(iii) Type and material of bathing facilities (including shower or bath tub, if applicable)	Shower compartment	Master Bathroom: Block wall with tempered glass Bathroom 1, Bathroom 2 and Bathroom 4: Tempered glass with stainless steel frame Bathroom 6: Tempered glass				
	Bath tub mixer, shower mixer, shower set and rain shower		Metal					
	Bath tub		Master Bathroom: Enamelled cast iron Bathroom 2, Bathroom 3, Bathroom 4 and Bathroom 5: Enamelled steel					
	(iv) Size of bath tub (if applicable)	Master Bathroom	1900mm (L) x 900mm (W) x 450mm (H)					
		Bathroom 2, Bathroom 3, Bathroom 4 and Bathroom 5	1600mm (L) x 700mm (W) x 420mm (H)					

23. FITTING, FINISHES AND APPLIANCES
裝置、裝修物料及設備

3. 室內裝置

適用於5號洋房、7號洋房至8號洋房、11號洋房至12號洋房、15號洋房、17號洋房、20號洋房、22號洋房至23號洋房、27號洋房至28號洋房、30號洋房至33號洋房及35號洋房

細項	描述					
	裝置及設備		類型	用料		
(b) 浴室	5號洋房及7號洋房					
	(i) 裝置及設備的類型及用料	櫃	主人浴室、浴室1、浴室2、浴室3、浴室4及浴室5	洗手盆櫃	天然石、木材、玻璃及金屬	
				洗手盆櫃檯面	天然石	
				鏡櫃	天然石、木材、鏡、玻璃及金屬	
		潔具	主人浴室	主人浴室	廁紙架	金屬
					掛勾	金屬
					毛巾棍	金屬
					洗手盆	陶瓷
					洗手盆水龍頭	金屬
					坐廁	陶瓷
					毛巾暖架	金屬
					浴室1、浴室2、浴室3、浴室4及浴室5	浴室1、浴室2、浴室3、浴室4及浴室5
			掛勾	金屬		
			毛巾棍	金屬		
			洗手盆	陶瓷		
			浴室6	浴室6	洗手盆水龍頭	金屬
		坐廁			陶瓷	
		廁紙架			金屬	
		洗手盆			陶瓷	
					洗手盆水龍頭	金屬
					坐廁	陶瓷
					廁紙架	金屬
	洗手盆				陶瓷	
	(ii) 供水系統的類型及用料	冷熱水供水系統採用配有隔熱層之銅喉				
	(iii) 沐浴設施(包括花灑或浴缸, 如適用的話)	淋浴間	淋浴間	主人浴室： 磚牆配強化玻璃 浴室1、浴室2及浴室4： 強化玻璃配不銹鋼支架 浴室6： 強化玻璃		
		浴缸水龍頭、淋浴間水龍頭、花灑套裝及雨淋花灑	浴缸水龍頭、淋浴間水龍頭、花灑套裝及雨淋花灑	金屬		
		浴缸	浴缸	主人浴室： 搪瓷鑄鐵 浴室2、浴室3、浴室4及浴室5： 搪瓷鋼鐵		
(iv) 浴缸大小(如適用的話)	主人浴室	主人浴室	1900毫米(長) x 900毫米(闊) x 450毫米(高)			
	浴室2、浴室3、浴室4及浴室5	浴室2、浴室3、浴室4及浴室5	1600毫米(長) x 700毫米(闊) x 420毫米(高)			

23. FITTING, FINISHES AND APPLIANCES
裝置、裝修物料及設備

3. Interior Fittings

For House 5, House 7-House 8, House 11-House 12, House 15, House 17, House 20, House 22-House 23, House 27-House 28, House 30-House 33 and House 35

Item	Description				
	Fittings and equipments		Type	Material	
(b) Bathroom	House 8				
	(i) Type and material of fittings and equipment	Cabinet	Master Bathroom, Bathroom 1, Bathroom 2, Bathroom 3, Bathroom 4, Bathroom 5 and Bathroom 7	Basin cabinet	Natural stone, wood, glass and metal
				Basin cabinet countertop	Natural stone
				Mirror cabinet	Natural stone, wood, mirror, glass and metal
		Sanitary fittings	Master Bathroom and Bathroom 2	Toilet paper holder	Metal
				Robe hook	Metal
				Towel bar	Metal
				Wash basin	Natural stone
				Wash basin mixer	Metal
				Water closet	Vitreous china
				Towel warmer	Metal
				Bathroom 1, Bathroom 3, Bathroom 4, Bathroom 5 and Bathroom 7	Toilet paper holder
			Robe hook		Metal
			Towel bar		Metal
			Wash basin		Natural stone
			Wash basin mixer		Metal
			Water closet		Vitreous china
			Bathroom 6		Toilet paper holder
				Wash basin	Vitreous china
	Wash basin mixer	Metal			
	Water closet	Vitreous china			
	(ii) Type and material of water supply system	Copper pipes with thermal insulation for both cold and hot water supply system			
	(iii) Type and material of bathing facilities (including shower or bath tub, if applicable)	Shower compartment	Master Bathroom and Bathroom 2: Block wall with tempered glass Bathroom 6 and Bathroom 7: Tempered glass		
		Bath tub mixer, shower mixer, shower set and rain shower	Metal		
		Bath tub	Master Bathroom and Bathroom 2: Enamelled cast iron Bathroom 1, Bathroom 3, Bathroom 4 and Bathroom 5: Enamelled steel		
	(iv) Size of bath tub (if applicable)	Master Bathroom and Bathroom 2	1900mm (L) x 900mm (W) x 450mm (H)		
		Bathroom 1, Bathroom 3, Bathroom 4 and Bathroom 5	1600mm (L) x 700mm (W) x 420mm (H)		

23. FITTING, FINISHES AND APPLIANCES
裝置、裝修物料及設備

3. 室內裝置

適用於5號洋房、7號洋房至8號洋房、11號洋房至12號洋房、15號洋房、17號洋房、20號洋房、22號洋房至23號洋房、27號洋房至28號洋房、30號洋房至33號洋房及35號洋房

細項	描述					
	裝置及設備		類型	用料		
(b) 浴室	8號洋房					
	(i) 裝置及設備的類型及用料	櫃	主人浴室、浴室1、浴室2、浴室3、浴室4、浴室5及浴室7	洗手盆櫃	天然石、木材、玻璃及金屬	
				洗手盆櫃檯面	天然石	
				鏡櫃	天然石、木材、鏡、玻璃及金屬	
		潔具	主人浴室及浴室2		廁紙架	金屬
					掛勾	金屬
					毛巾棍	金屬
					洗手盆	天然石
					洗手盆水龍頭	金屬
					坐廁	陶瓷
					毛巾暖架	金屬
					浴室1、浴室3、浴室4、浴室5及浴室7	
			掛勾	金屬		
			毛巾棍	金屬		
			洗手盆	天然石		
			洗手盆水龍頭	金屬		
			坐廁	陶瓷		
			浴室6			
					洗手盆	陶瓷
	洗手盆水龍頭	金屬				
	坐廁	陶瓷				
	(ii) 供水系統的類型及用料	冷熱水供水系統採用配有隔熱層之銅喉				
	(iii) 沐浴設施(包括花灑或浴缸, 如適用的話)	淋浴間	主人浴室及浴室2: 磚牆配強化玻璃 浴室6及浴室7: 強化玻璃			
		浴缸水龍頭、淋浴間水龍頭、花灑套裝及雨淋花灑	金屬			
		浴缸	主人浴室及浴室2: 搪瓷鑄鐵 浴室1、浴室3、浴室4及浴室5: 搪瓷鋼鐵			
	(iv) 浴缸大小(如適用的話)	主人浴室及浴室2	1900毫米(長) x 900毫米(闊) x 450毫米(高)			
		浴室1、浴室3、浴室4及浴室5	1600毫米(長) x 700毫米(闊) x 420毫米(高)			

23. FITTING, FINISHES AND APPLIANCES
裝置、裝修物料及設備

3. Interior Fittings

For House 5, House 7-House 8, House 11-House 12, House 15, House 17, House 20, House 22-House 23, House 27-House 28, House 30-House 33 and House 35

Item	Description							
	Fittings and equipments		Type	Material				
(b) Bathroom	House 11, House 20, House 22-House 23 and House 27							
	(i) Type and material of fittings and equipment	Cabinet	Master Bathroom, Bathroom 1, Bathroom 2, Bathroom 3 and Bathroom 4	Basin cabinet	Natural stone, wood, glass and metal			
				Basin cabinet countertop	Natural stone			
				Mirror cabinet	Natural stone, wood, mirror, glass and metal			
		Sanitary fittings	Master Bathroom	Master Bathroom	Toilet paper holder	Metal		
					Robe hook	Metal		
					Towel bar	Metal		
					Wash basin	Vitreous china		
					Wash basin mixer	Metal		
					Water closet	Vitreous china		
					Towel warmer	Metal		
			Bathroom 1, Bathroom 2, Bathroom 3 and Bathroom 4	Bathroom 1, Bathroom 2, Bathroom 3 and Bathroom 4	Toilet paper holder	Metal		
					Robe hook	Metal		
					Towel bar	Metal		
					Wash basin	Vitreous china		
					Wash basin mixer	Metal		
					Water closet	Vitreous china		
					Bathroom 5	Bathroom 5	Toilet paper holder	Metal
							Wash basin	Vitreous china
	Wash basin mixer	Metal						
	(ii) Type and material of water supply system	Copper pipes with thermal insulation for both cold and hot water supply system						
		(iii) Type and material of bathing facilities (including shower or bath tub, if applicable)	Shower compartment	Master Bathroom, Bathroom 1, Bathroom 4 and Bathroom 5: Tempered glass with stainless steel frame				
	Bath tub mixer, shower mixer, shower set and rain shower		Metal					
	Bath tub		Enamelled steel					
	(iv) Size of bath tub (if applicable)	Master Bathroom	1900mm (L) x 900mm (W) x 450mm (H)					
		Bathroom 2 and Bathroom 3	1600mm (L) x 700mm (W) x 420mm (H)					

23. FITTING, FINISHES AND APPLIANCES
裝置、裝修物料及設備

3. 室內裝置

適用於5號洋房、7號洋房至8號洋房、11號洋房至12號洋房、15號洋房、17號洋房、20號洋房、22號洋房至23號洋房、27號洋房至28號洋房、30號洋房至33號洋房及35號洋房

細項	描述					
	裝置及設備		類型	用料		
(b) 浴室	11號洋房、20號洋房、22號洋房至23號洋房及27號洋房					
	(i) 裝置及設備的類型及用料	櫃	主人浴室、浴室1、浴室2、浴室3及浴室4	洗手盆櫃	天然石、木材、玻璃及金屬	
				洗手盆櫃檯面	天然石	
				鏡櫃	天然石、木材、鏡、玻璃及金屬	
		潔具	主人浴室	主人浴室	廁紙架	金屬
					掛勾	金屬
					毛巾棍	金屬
					洗手盆	陶瓷
					洗手盆水龍頭	金屬
					坐廁	陶瓷
					毛巾暖架	金屬
					浴室1、浴室2、浴室3及浴室4	浴室1、浴室2、浴室3及浴室4
			掛勾	金屬		
			毛巾棍	金屬		
			洗手盆	陶瓷		
			洗手盆水龍頭	金屬		
			坐廁	陶瓷		
			浴室5	浴室5		
					洗手盆	陶瓷
	洗手盆水龍頭	金屬				
	坐廁	陶瓷				
	(ii) 供水系統的類型及用料	冷熱水供水系統採用配有隔熱層之銅喉				
	(iii) 沐浴設施(包括花灑或浴缸, 如適用的話)	淋浴間		主人浴室、浴室1、浴室4及浴室5: 強化玻璃配不銹鋼支架		
浴缸水龍頭、淋浴間水龍頭、花灑套裝及雨淋花灑		金屬				
浴缸		搪瓷鋼鐵				
(iv) 浴缸大小(如適用的話)	主人浴室		1900毫米(長) x 900毫米(闊) x 450毫米(高)			
	浴室2及浴室3		1600毫米(長) x 700毫米(闊) x 420毫米(高)			

23. FITTING, FINISHES AND APPLIANCES
裝置、裝修物料及設備

3. Interior Fittings

For House 5, House 7-House 8, House 11-House 12, House 15, House 17, House 20, House 22-House 23, House 27-House 28, House 30-House 33 and House 35

Item	Description					
	Fittings and equipments		Type	Material		
(b) Bathroom	House 12, House 15 and House 30-House 31					
	(i) Type and material of fittings and equipment	Cabinet	Master Bathroom, Bathroom 1 and Bathroom 2	Basin cabinet	Natural stone, wood, glass and metal	
				Basin cabinet countertop	Natural stone	
				Mirror cabinet	Natural stone, wood, mirror, glass and metal	
		Sanitary fittings	Master Bathroom	Master Bathroom	Toilet paper holder	Metal
					Robe hook	Metal
					Towel bar	Metal
					Wash basin	Vitreous china
					Wash basin mixer	Metal
					Water closet	Vitreous china
					Towel warmer	Metal
					Bathroom	Bathroom
			Wash basin	Vitreous china		
			Wash basin mixer	Metal		
			Water closet	Vitreous china		
			Bathroom 1 and Bathroom 2	Bathroom 1 and Bathroom 2	Toilet paper holder	Metal
					Robe hook	Metal
					Towel bar	Metal
					Wash basin	Vitreous china
	Wash basin mixer	Metal				
	(ii) Type and material of water supply system	Copper pipes with thermal insulation for both cold and hot water supply system				
		(iii) Type and material of bathing facilities (including shower or bath tub, if applicable)	Shower compartment	Master Bathroom and Bathroom 1: Tempered glass with stainless steel frame Bathroom: Tempered glass		
	Bath tub mixer, shower mixer, shower set and rain shower		Metal			
	Bath tub		Enamelled steel			
	(iv) Size of bath tub (if applicable)	Master Bathroom	1900mm (L) x 900mm (W) x 450mm (H)			
		Bathroom 2	1600mm (L) x 700mm (W) x 420mm (H)			

23. FITTING, FINISHES AND APPLIANCES
裝置、裝修物料及設備

3. 室內裝置

適用於5號洋房、7號洋房至8號洋房、11號洋房至12號洋房、15號洋房、17號洋房、20號洋房、22號洋房至23號洋房、27號洋房至28號洋房、30號洋房至33號洋房及35號洋房

細項	描述					
	裝置及設備		類型	用料		
(b) 浴室	12號洋房、15號洋房及30號洋房至31號洋房					
	(i) 裝置及設備的類型及用料	櫃	主人浴室、浴室1及浴室2	洗手盆櫃	天然石、木材、玻璃及金屬	
				洗手盆櫃檯面	天然石	
				鏡櫃	天然石、木材、鏡、玻璃及金屬	
		潔具	主人浴室	主人浴室	廁紙架	金屬
					掛勾	金屬
					毛巾棍	金屬
					洗手盆	陶瓷
					洗手盆水龍頭	金屬
					坐廁	陶瓷
					毛巾暖架	金屬
					浴室	浴室
			洗手盆	陶瓷		
			洗手盆水龍頭	金屬		
			坐廁	陶瓷		
			浴室1及浴室2	浴室1及浴室2	廁紙架	金屬
					掛勾	金屬
					毛巾棍	金屬
					洗手盆	陶瓷
		洗手盆水龍頭			金屬	
		(ii) 供水系統的類型及用料	冷熱水供水系統採用配有隔熱層之銅喉			
			(iii) 沐浴設施(包括花灑或浴缸, 如適用的話)	淋浴間	主人浴室及浴室1: 強化玻璃配不銹鋼支架 浴室: 強化玻璃	
	浴缸水龍頭、淋浴間水龍頭、花灑套裝及雨淋花灑	金屬				
	浴缸	搪瓷鋼鐵				
	(iv) 浴缸大小(如適用的話)	主人浴室	1900毫米(長) x 900毫米(闊) x 450毫米(高)			
		浴室2	1600毫米(長) x 700毫米(闊) x 420毫米(高)			

23. FITTING, FINISHES AND APPLIANCES
裝置、裝修物料及設備

3. Interior Fittings

For House 5, House 7-House 8, House 11-House 12, House 15, House 17, House 20, House 22-House 23, House 27-House 28, House 30-House 33 and House 35

Item	Description					
	Fittings and equipments		Type	Material		
(b) Bathroom	House 17, House 32-House 33 and House 35					
	(i) Type and material of fittings and equipment	Cabinet	Master Bathroom, Bathroom 1, Bathroom 2 and Bathroom 3	Basin cabinet	Natural stone, wood, glass and metal	
				Basin cabinet countertop	Natural stone	
				Mirror cabinet	Natural stone, wood, mirror, glass and metal	
		Sanitary fittings	Master Bathroom	Master Bathroom	Toilet paper holder	Metal
					Robe hook	Metal
					Towel bar	Metal
					Wash basin	Vitreous china
					Wash basin mixer	Metal
					Water closet	Vitreous china
					Towel warmer	Metal
			Bathroom	Bathroom	Toilet paper holder	Metal
					Wash basin	Vitreous china
					Wash basin mixer	Metal
			Bathroom 1, Bathroom 2 and Bathroom 3	Bathroom 1, Bathroom 2 and Bathroom 3	Toilet paper holder	Metal
					Robe hook	Metal
					Towel bar	Metal
					Wash basin	Vitreous china
					Wash basin mixer	Metal
					Water closet	Vitreous china
		(ii) Type and material of water supply system	Copper pipes with thermal insulation for both cold and hot water supply system			
	(iii) Type and material of bathing facilities (including shower or bath tub, if applicable)	Shower compartment		Master Bathroom, Bathroom 1 and Bathroom 3: Tempered glass with stainless steel frame Bathroom: Tempered glass		
		Bath tub mixer, shower mixer, shower set and rain shower		Metal		
		Bath tub		Enamelled steel		
	(iv) Size of bath tub (if applicable)	Master Bathroom		1900mm (L) x 900mm (W) x 450mm (H)		
		Bathroom 2		1600mm (L) x 700mm (W) x 420mm (H)		

23. FITTING, FINISHES AND APPLIANCES
裝置、裝修物料及設備

3. 室內裝置

適用於5號洋房、7號洋房至8號洋房、11號洋房至12號洋房、15號洋房、17號洋房、20號洋房、22號洋房至23號洋房、27號洋房至28號洋房、30號洋房至33號洋房及35號洋房

細項	描述					
	裝置及設備		類型	用料		
(b) 浴室	17號洋房、32號洋房至33號洋房及35號洋房					
	(i) 裝置及設備的類型及用料	櫃	主人浴室、浴室1、浴室2及浴室3	洗手盆櫃	天然石、木材、玻璃及金屬	
				洗手盆櫃檯面	天然石	
				鏡櫃	天然石、木材、鏡、玻璃及金屬	
		潔具	主人浴室	主人浴室	廁紙架	金屬
					掛勾	金屬
					毛巾棍	金屬
					洗手盆	陶瓷
					洗手盆水龍頭	金屬
					坐廁	陶瓷
					毛巾暖架	金屬
					浴室	浴室
			洗手盆	陶瓷		
			洗手盆水龍頭	金屬		
			坐廁	陶瓷		
			浴室1、浴室2及浴室3	浴室1、浴室2及浴室3	廁紙架	金屬
					掛勾	金屬
					毛巾棍	金屬
					洗手盆	陶瓷
		洗手盆水龍頭			金屬	
		(ii) 供水系統的類型及用料	冷熱水供水系統採用配有隔熱層之銅喉			
			(iii) 沐浴設施(包括花灑或浴缸, 如適用的話)	淋浴間	主人浴室、浴室1及浴室3: 強化玻璃配不銹鋼支架 浴室: 強化玻璃	
	浴缸水龍頭、淋浴間水龍頭、花灑套裝及雨淋花灑	金屬				
	浴缸	搪瓷鋼鐵				
	(iv) 浴缸大小(如適用的話)	主人浴室	1900毫米(長) x 900毫米(闊) x 450毫米(高)			
		浴室2	1600毫米(長) x 700毫米(闊) x 420毫米(高)			

23. FITTING, FINISHES AND APPLIANCES
裝置、裝修物料及設備

3. Interior Fittings

For House 5, House 7-House 8, House 11-House 12, House 15, House 17, House 20, House 22-House 23, House 27-House 28, House 30-House 33 and House 35

Item	Description							
	Fittings and equipments		Type	Material				
(b) Bathroom	House 28							
	(i) Type and material of fittings and equipment	Cabinet	Master Bathroom, Bathroom, Bathroom 1, Bathroom 2, Bathroom 3, Bathroom 4, Bathroom 5 and Bathroom 7	Basin cabinet	Natural stone, wood, leather and metal			
				Basin cabinet countertop	Natural stone			
				Mirror cabinet	Natural stone, wood, mirror, glass and metal			
		Sanitary fittings	Master Bathroom		Toilet paper holder	Metal		
					Robe hook	Metal		
					Towel bar	Metal		
					Wash basin	Natural stone		
					Wash basin mixer	Metal		
					Water closet	Vitreous china		
					Towel warmer	Metal		
			Bathroom, Bathroom 1, Bathroom 2, Bathroom 3, Bathroom 4, Bathroom 5 and Bathroom 7		Toilet paper holder	Metal		
					Robe hook	Metal		
					Towel bar	Metal		
					Wash basin	Natural stone		
					Wash basin mixer	Metal		
					Water closet	Vitreous china		
					Bathroom 6		Toilet paper holder	Metal
							Wash basin	Vitreous china
	Wash basin mixer	Metal						
	(ii) Type and material of water supply system	Copper pipes with thermal insulation for both cold and hot water supply system						
		(iii) Type and material of bathing facilities (including shower or bath tub, if applicable)	Shower compartment	Master Bathroom: Block wall with tempered glass Bathroom, Bathroom 1, Bathroom 3 and Bathroom 7: Tempered glass with stainless steel frame				
			Bath tub mixer, shower mixer, shower set and rain shower	Metal				
			Bath tub	Master Bathroom: Enamelled cast iron Bathroom 2, Bathroom 3, Bathroom 4 and Bathroom 5: Enamelled steel				
	(iv) Size of bath tub (if applicable)	Master Bathroom	1900mm (L) x 900mm (W) x 450mm (H)					
		Bathroom 2, Bathroom 3, Bathroom 4 and Bathroom 5	1600mm (L) x 700mm (W) x 420mm (H)					

23. FITTING, FINISHES AND APPLIANCES
裝置、裝修物料及設備

3. 室內裝置

適用於5號洋房、7號洋房至8號洋房、11號洋房至12號洋房、15號洋房、17號洋房、20號洋房、22號洋房至23號洋房、27號洋房至28號洋房、30號洋房至33號洋房及35號洋房

細項	描述					
	裝置及設備		類型	用料		
(b) 浴室	28號洋房					
	(i) 裝置及設備的類型及用料	櫃	主人浴室、浴室、浴室1、浴室2、浴室3、浴室4、浴室5及浴室7	洗手盆櫃	天然石、木材、皮革及金屬	
				洗手盆櫃檯面	天然石	
				鏡櫃	天然石、木材、鏡、玻璃及金屬	
		潔具	主人浴室	主人浴室	廁紙架	金屬
					掛勾	金屬
					毛巾棍	金屬
					洗手盆	天然石
					洗手盆水龍頭	金屬
					坐廁	陶瓷
					毛巾暖架	金屬
					浴室、浴室1、浴室2、浴室3、浴室4、浴室5及浴室7	浴室、浴室1、浴室2、浴室3、浴室4、浴室5及浴室7
			掛勾	金屬		
			毛巾棍	金屬		
			洗手盆	天然石		
			洗手盆水龍頭	金屬		
			坐廁	陶瓷		
			浴室6	浴室6		
					洗手盆	陶瓷
	洗手盆水龍頭	金屬				
	坐廁	陶瓷				
	(ii) 供水系統的類型及用料	冷熱水供水系統採用配有隔熱層之銅喉				
	(iii) 沐浴設施(包括花灑或浴缸, 如適用的話)	淋浴間	主人浴室: 磚牆配強化玻璃 浴室、浴室1、浴室3及浴室7: 強化玻璃配不銹鋼支架			
浴缸水龍頭、淋浴間水龍頭、花灑套裝及雨淋花灑		金屬				
浴缸		主人浴室: 搪瓷鑄鐵 浴室2、浴室3、浴室4及浴室5: 搪瓷鋼鐵				
(iv) 浴缸大小(如適用的話)	主人浴室	1900毫米(長) x 900毫米(闊) x 450毫米(高)				
	浴室2、浴室3、浴室4及浴室5	1600毫米(長) x 700毫米(闊) x 420毫米(高)				

23. FITTING, FINISHES AND APPLIANCES
裝置、裝修物料及設備

3. Interior Fittings

For House 5, House 7-House 8, House 11-House 12, House 15, House 17, House 20, House 22-House 23, House 27-House 28, House 30-House 33 and House 35

Item	Description		
		Material	
	(i) Material of sink unit	Stainless steel	
	(ii) Material of water supply system	Copper pipes with thermal insulation for both cold and hot water supply system	
		Material	Finishes
(c) Kitchen	(iii) Kitchen cabinet	<p>Applicable to House 12, House 15, House 17, House 30, House 31, House 32, House 33 and House 35 - Corian stone and timber</p> <p>Applicable to House 11, House 20, House 22, House 23 and House 27 - Corian stone, timber and stainless steel</p> <p>Applicable to House 5, House 7, House 8 and House 28 - Corian stone, timber and stainless steel</p>	<p>Applicable to House 12, House 15, House 17, House 30, House 31, House 32, House 33 and House 35 - Corian stone and high gloss lacquered</p> <p>Applicable to House 11, House 20, House 22, House 23 and House 27 - Corian stone, high gloss lacquered and stainless steel</p> <p>Applicable to House 5, House 7, House 8 and House 28 - Corian stone, wood veneer, high gloss lacquered and stainless steel</p>
	(iv) Type of all other fittings and equipment	Other fittings	Sink mixer
		Fittings	Type Material
(d) Bedroom	Type and material of fittings (including built-in wardrobe)	Not Applicable	
(e) Telephone	Location and number of connection points	Please refer to the "Schedule of Mechanical and Electrical Provisions for Residential Properties"	
(f) Aerials	Location and number of connection points	Please refer to the "Schedule of Mechanical and Electrical Provisions for Residential Properties"	
(g) Electrical Installations	(i) Electrical fittings (including safety devices)	Electrical fittings	Faceplate for all switches and power sockets
		Safety devices	Three-phase electricity supply board with miniature circuit breakers is provided
	(ii) Whether conduits are concealed or exposed	Conduits are partly concealed and partly exposed. Other than those parts of the conduits concealed within concrete, the rest of the conduit are exposed. Exposed conduits may be covered or hidden by false ceilings, bulkheads, cabinets, cladding, non-concrete partition walls, designated pipe ducts or other materials	
	(iii) Location and number of power points and air-conditioner points	Please refer to the "Schedule of Mechanical and Electrical Provisions for Residential Properties"	

23. FITTING, FINISHES AND APPLIANCES 裝置、裝修物料及設備

3. 室內裝置

適用於5號洋房、7號洋房至8號洋房、11號洋房至12號洋房、15號洋房、17號洋房、20號洋房、22號洋房至23號洋房、27號洋房至28號洋房、30號洋房至33號洋房及35號洋房

細項	描述		用料
(c) 廚房	(i) 洗滌盆的用料		不銹鋼
	(ii) 供水系統的用料		冷熱水供水系統採用配有隔熱層之銅喉
		用料	裝修物料
	(iii) 廚櫃	<p>適用於 12號洋房、 15號洋房、 17號洋房、 30號洋房、 31號洋房、 32號洋房、 33號洋房及 35號洋房 - 可麗耐石材及 木材</p> <p>適用於 11號洋房、 20號洋房、 22號洋房、 23號洋房及 27號洋房 - 可麗耐石材、 木材及不銹鋼</p> <p>適用於 5號洋房、 7號洋房、 8號洋房及 28號洋房 - 可麗耐石材、 木材及不銹鋼</p>	<p>適用於12號洋房、15號洋房、17號洋房、30號洋房、31號洋房、32號洋房、33號洋房及35號洋房 - 可麗耐石材及高光漆</p> <p>適用於11號洋房、20號洋房、22號洋房、23號洋房及27號洋房 - 可麗耐石材、高光漆及不銹鋼</p> <p>適用於5號洋房、7號洋房、8號洋房及28號洋房 - 可麗耐石材、木皮、高光漆及不銹鋼</p>
	(iv) 所有其他裝置及設備的類型	其他裝置	洗手盆水龍頭
	裝置	類型	用料
(d) 睡房	裝置(包括嵌入式衣櫃)的類型及用料	不適用	
(e) 電話	接駁點的位置及數目	請參閱「住宅單位機電裝置說明表」	
(f) 天線	接駁點的位置及數目	請參閱「住宅單位機電裝置說明表」	
(g) 電力裝置	(i) 供電附件(包括安全裝置)	供電附件	所有開關掣及插座之面板
		安全裝置	有提供三相電力並安裝微型斷路器
	(ii) 導管是隱藏或外露	導管是部分隱藏及部分外露。除部分隱藏於混凝土內之導管外，其他部分的導管均為外露。外露的導管可能被假天花、假陣、貯存櫃、覆蓋層、非混凝土間牆、指定之槽位或其他物料遮蓋或隱藏	
(iii) 電插座及空調機接駁點的位置及數目	請參閱「住宅單位機電裝置說明表」		

23. FITTING, FINISHES AND APPLIANCES
裝置、裝修物料及設備

3. Interior Fittings

For House 5, House 7-House 8, House 11-House 12, House 15, House 17, House 20, House 22-House 23, House 27-House 28, House 30-House 33 and House 35

Item	Description		
	Fittings	Type	Material
(h) Gas Supply	Type	Towngas	
	System	Gas supply pipe is connected to gas cooker hob and gas water heater	
	Location	For the location of gas cooker hob and gas water heater, please refer to the "Appliances Schedule"	
(i) Washing Machine Connection Point	Location	Please refer to the "Schedule of Mechanical and Electrical Provisions for Residential Properties"	
	Design	Water point of a design of 22mm in diameter and drain point of a design of 40mm in diameter for washing machine are provided	
(j) Water Supply	(i) Material of water pipes	Copper pipes with thermal insulation for both cold and hot water supply system	
	(ii) Whether water pipes are concealed or exposed	Copper water pipes are partly concealed and partly exposed. Other than those parts of the water pipes concealed within concrete, the rest of the water pipes are exposed. The exposed water pipes may be covered or hidden by false ceilings, bulkheads, cabinets, claddings, non-concrete partition walls, designated pipe ducts or other materials	
	(iii) Whether hot water is available	Hot water is available	

23. FITTING, FINISHES AND APPLIANCES 裝置、裝修物料及設備

3. 室內裝置

適用於5號洋房、7號洋房至8號洋房、11號洋房至12號洋房、15號洋房、17號洋房、20號洋房、22號洋房至23號洋房、27號洋房至28號洋房、30號洋房至33號洋房及35號洋房

細項	描述		
	裝置	類型	用料
(h) 氣體供應	類型	煤氣	
	系統	煤氣供應喉接駁煤氣煮食爐及煤氣熱水爐	
	位置	煤氣煮食爐及煤氣熱水爐位置，請參閱「設備說明表」	
(i) 洗衣機接駁點	位置	請參閱「住宅單位機電裝置說明表」	
	設計	設有洗衣機直徑40毫米之去水接駁喉位及直徑22毫米之來水接駁喉位	
(j) 供水	(i) 水管的用料	冷熱水供水系統採用配有隔熱層之銅喉	
	(ii) 水管是隱藏或外露	水管是部分隱藏及部分外露。除部分隱藏於混凝土內之水管外，其他部分的水管均為外露。外露的水管可能被假天花、假陣、貯存櫃、覆蓋層、非混凝土間牆、指定之槽位或其他物料遮蓋或隱藏	
	(iii) 有否熱水供應	有熱水供應	

23. FITTING, FINISHES AND APPLIANCES
裝置、裝修物料及設備

3. Interior Fittings

For House 25, House 36 and House 38

Item	Description			
House 25				
		Material	Finishes	Accessories
(a) Doors	Main Entrance gate	Galvanized mild steel door and frame	Powder coated paint finish	Hinges, electronic locking device and floor bolt
	Main Entrance door on Ground Floor	Hollow galvanized mild steel core with galvanized mild steel frame and aluminium cladding	Fluorocarbon coating	Hinges, lockset, handle, door closer, password keypad and finger print
	Door from Garden to Staircase leading to Lower Ground Floor	Aluminium framed glass door	Fluorocarbon coating	Hinges, lockset and handle
	Main Entrance door on Lower Ground Floor	Solid core timber door with hardwood frame	Wood veneer finish	Hinges, lockset, handle and door closer
	Door from Protected Lobby to Lift Lobby	Solid core timber door with hardwood frame	Wood veneer finish	Hinges, handle and door closer
	Master Bedroom door	Solid core timber door with hardwood frame	Wood veneer finish	Hinges, lockset, handle and door closer
	Bedroom 1 and Study Room door	Solid core timber door with hardwood frame	Wood veneer finish	Hinges, lockset, handle and door closer
	Bedroom 2 and Bedroom 3 door	Solid core timber door with hardwood frame	Wood veneer finish and lacquered finish	Hinges, lockset, handle and door closer
	Kitchen door	Glass door with metal frame	Glass	Hinges, lockset, handle and door closer
	Master Bathroom and Bathroom 4 door	Solid core timber door with hardwood frame with louver	Wood veneer finish	Hinges, lockset, handle and door closer
	Bathroom 1, Store 1 and Utility Room door	Solid core timber door with hardwood frame	Wood veneer finish	Hinges, lockset, handle and door closer
	Maid Room door	Solid core timber door with hardwood frame	Metal and fabric	Hinges and lockset
	Bathroom 2 door	Solid core timber door with hardwood frame	Lacquered finish	Hinges, lockset, handle and door closer
	Bathroom 3 door	Solid core timber door with hardwood frame	Wood veneer finish and lacquered finish	Hinges, lockset, handle and door closer
	Bathroom 5 door	Solid core timber door with hardwood frame	Wood veneer finish	Hinges, lockset and handle
	Lavatory door	Metal framed bi-folding glass door	Paint and glass	Lockset, handle and sliding track
	Electrical / Extra Low Voltage Duct and Water Meter Cabinet door	Solid core timber door with hardwood frame	Reconstituted stone and plastic laminate finish	Hinges, lockset and handle
	Town Gas Duct door	Solid core timber door with hardwood frame and louver	Reconstituted stone and plastic laminate finish	Hinges, lockset and handle
	Door from Staircase on Second Floor to Roof	Aluminium framed glass door	Fluorocarbon coating	Hinges, lockset and handle
	Door from Garden to Living Room and Dining Room, Door from Master Bedroom to Balcony and Door from Bedroom 1 to Balcony	Aluminium framed glass sliding door	Fluorocarbon coating	Lockset, handle and sliding track
Door from Bedroom 2 to Balcony	Aluminium framed glass door	Fluorocarbon coating	Hinges, lockset and handle	
Door to Open Air Air-Conditioner Plant	Aluminium framed grille door	Fluorocarbon coating	Hinges and lockset	

23. FITTING, FINISHES AND APPLIANCES
裝置、裝修物料及設備

3. 室內裝置

適用於25號洋房、36號洋房及38號洋房

細項	描述	25號洋房		
		用料	裝修物料	配件
(a) 門	主入口閘門	鍍鋅低碳鋼門及門框	粉末塗漆飾面	門鉸、電子鎖裝置及地門門
	於地下之主入口大門	空心鍍鋅低碳鋼門配鍍鋅低碳鋼門框及鋁質覆蓋層	氟碳塗層	門鉸、門鎖、手柄、氣鼓、密碼鍵及指紋掃描器
	花園往地下低層樓梯的門	鋁框玻璃門	氟碳塗層	門鉸、門鎖及手柄
	於地下低層之主入口大門	實心木門配實木門框	木皮飾面	門鉸、門鎖、手柄及氣鼓
	防護廊往升降機大堂的門	實心木門配實木門框	木皮飾面	門鉸、門鎖及氣鼓
	主人睡房門	實心木門配實木門框	木皮飾面	門鉸、門鎖、手柄及氣鼓
	睡房1及書房門	實心木門配實木門框	木皮飾面	門鉸、門鎖、手柄及氣鼓
	睡房2及睡房3門	實心木門配實木門框	木皮飾面及焗漆飾面	門鉸、門鎖、手柄及氣鼓
	廚房門	玻璃門配金屬框	玻璃	門鉸、門鎖、手柄及氣鼓
	主人浴室及浴室4門	實心木門配實木門框及百葉	木皮飾面	門鉸、門鎖、手柄及氣鼓
	浴室1、儲物間1、及工作間門	實心木門配實木門框	木皮飾面	門鉸、門鎖、手柄及氣鼓
	工人房門	實心木門配實木門框	金屬及布料	門鉸及門鎖
	浴室2門	實心木門配實木門框	焗漆飾面	門鉸、門鎖、手柄及氣鼓
	浴室3門	實心木門配實木門框	木皮飾面及焗漆飾面	門鉸、門鎖、手柄及氣鼓
	浴室5門	實心木門配實木門框	木皮飾面	門鉸、門鎖及手柄
	洗手間門	金屬框雙摺玻璃門	油漆及玻璃	門鎖、手柄及趟軌
	電線或特低壓電線槽及水錶櫃門	實心木門配實木門框	人造石及膠板飾面	門鉸、門鎖及手柄
	煤氣管道槽門	實心木門配實木門框及百葉	人造石及膠板飾面	門鉸、門鎖及手柄
	2樓樓梯往天台的門	鋁框玻璃門	氟碳塗層	門鉸、門鎖及手柄
	花園往客廳及飯廳的門、主人睡房往露台的門及睡房1往露台的門	鋁框玻璃趟門	氟碳塗層	門鎖、手柄及趟軌
	睡房2往露台的門	鋁框玻璃門	氟碳塗層	門鉸、門鎖及手柄
	往室外冷氣機設備的門	鋁框格柵門	氟碳塗層	門鉸及門鎖

23. FITTING, FINISHES AND APPLIANCES
裝置、裝修物料及設備

3. Interior Fittings

For House 25, House 36 and House 38

Item	Description			
House 36				
		Material	Finishes	Accessories
(a) Doors	Main Entrance gate	Galvanized mild steel door and frame	Powder coated paint finish	Hinges, electronic locking device and floor bolt
	Main Entrance door on Ground Floor	Hollow galvanized mild steel core with galvanized mild steel frame and aluminium cladding	Fluorocarbon coating	Hinges, lockset, handle, door closer, password keypad and finger print
	Door from Garden to Staircase leading to Lower Ground Floor	Aluminium framed glass door	Fluorocarbon coating	Hinges, lockset and handle
	Main Entrance door on Lower Ground Floor	Solid core timber door with hardwood frame	Wood veneer finish	Hinges, lockset, handle and door closer
	Master Bedroom, Bedroom 1, Bedroom 2, Bedroom 3 and Study Room door	Hollow core timber door with hardwood frame	Wood veneer finish	Hinges, lockset and handle
	Kitchen door	Solid core timber door with hardwood frame and glass vision panel	Wood veneer finish and metal	Hinges, handle and door closer
	Master Bathroom door	Hollow core timber door with hardwood frame and louver	Wood veneer finish	Hinges, lockset and handle
	Bathroom, Bathroom 1, Bathroom 2 and Bathroom 3 door	Hollow core timber door with hardwood frame and louver	Wood veneer finish	Hinges, lockset and handle
	Powder Room door	Hollow core timber sliding door with hardwood frame and louver	Wood veneer finish and metal	Lockset and sliding track
	Door from Protected Lobby to Lift Lobby and Foyer 4	Solid core timber door with hardwood frame	Wood veneer finish	Hinges, lockset and handle
	Store, Maid Room and Utility Room door	Hollow core timber door with hardwood frame	Wood veneer finish	Hinges, lockset and handle
	Electrical / Extra Low Voltage Duct door	Solid core timber door with hardwood frame	Plastic laminate finish	Hinges, lockset and handle
	Pipe Duct and Water Meter Cabinet door	Solid core timber door with hardwood frame	Reconstituted stone and plastic laminate finish	Hinges, lockset and handle
	Town Gas Duct door	Solid core timber door with hardwood frame and louver	Reconstituted stone and plastic laminate finish	Hinges, lockset and handle
	Door from Staircase on Second Floor to Roof	Aluminium framed glass door	Fluorocarbon coating	Hinges, lockset and handle
	Door from Garden to Living Room	Aluminium framed glass sliding door	Fluorocarbon coating	Lockset, handle and sliding track
Door to Open Air Air-Conditioner Plant	Aluminium framed grille door	Fluorocarbon coating	Hinges and lockset	

23. FITTING, FINISHES AND APPLIANCES
裝置、裝修物料及設備

3. 室內裝置

適用於25號洋房、36號洋房及38號洋房

細項	描述			
36號洋房				
		用料	裝修物料	配件
(a) 門	主入口開門	鍍鋅低碳鋼門及門框	粉末塗漆飾面	門鉸、電子鎖裝置及地門門
	於地下之主入口大門	空心鍍鋅低碳鋼門配鍍鋅低碳鋼門框及鋁質覆蓋層	氟碳塗層	門鉸、門鎖、手柄、氣鼓、密碼鍵及指紋掃描器
	花園往地下低層樓梯的門	鋁框玻璃門	氟碳塗層	門鉸、門鎖及手柄
	於地下低層之主入口大門	實心木門配實木門框	木皮飾面	門鉸、門鎖、手柄及氣鼓
	主人睡房、睡房1、睡房2、睡房3及書房門	空心木門配實木門框	木皮飾面	門鉸、門鎖及手柄
	廚房門	實心木門配實木門框及玻璃視窗	木皮飾面及金屬	門鉸、手柄及氣鼓
	主人浴室門	空心木門配實木門框及百葉	木皮飾面	門鉸、門鎖及手柄
	浴室、浴室1、浴室2及浴室3門	空心木門配實木門框及百葉	木皮飾面	門鉸、門鎖及手柄
	化妝間門	空心木趟門配實木門框及百葉	木皮飾面及金屬	門鎖及趟軌
	防護廊往升降機大堂及前廳4的門	實心木門配實木門框	木皮飾面	門鉸、門鎖及手柄
	儲物間、工人房及工作間門	空心木門配實木門框	木皮飾面	門鉸、門鎖及手柄
	電線或特低壓電線槽門	實心木門配實木門框	膠板飾面	門鉸、門鎖及手柄
	管道槽及水錶櫃門	實心木門配實木門框	人造石及膠板飾面	門鉸、門鎖及手柄
	煤氣管道槽門	實心木門配實木門框及百葉	人造石及膠板飾面	門鉸、門鎖及手柄
	2樓樓梯往天台的門	鋁框玻璃門	氟碳塗層	門鉸、門鎖及手柄
	花園往客廳的門	鋁框玻璃趟門	氟碳塗層	門鎖、手柄及趟軌
往室外冷氣機設備的門	鋁框格柵門	氟碳塗層	門鉸及門鎖	

23. FITTING, FINISHES AND APPLIANCES
裝置、裝修物料及設備

3. Interior Fittings

For House 25, House 36 and House 38

Item	Description			
House 38				
		Material	Finishes	Accessories
(a) Doors	Main Entrance gate	Galvanized mild steel door and frame	Powder coated paint finish	Hinges, electronic locking device and floor bolt
	Main Entrance door on Ground Floor	Hollow galvanized mild steel core with galvanized mild steel frame and aluminium cladding	Fluorocarbon coating	Hinges, lockset, handle, door closer, password keypad, finger print and flush bolt
	Door from Garden to Staircase leading to Lower Ground Floor	Aluminium framed glass door	Fluorocarbon coating	Hinges, lockset and handle
	Main Entrance door on Lower Ground Floor	Solid core timber door with hardwood frame	Wood veneer finish	Hinges, lockset and handle
	Door from Protected Lobby to Foyer 4	Solid core timber door with hardwood frame	Wood veneer finish	Hinges, handle and door closer
	Master Bedroom door	Solid core timber door with hardwood frame	Wood veneer finish	Hinges, lockset and handle
	Bedroom 1, Bedroom 2, Bedroom 3, Dressing Room and Study Room door	Solid core timber door with hardwood frame	Wood veneer finish	Hinges, lockset and handle
	Walk-In Closet door	Metal framed glass door	Glass and metal	Hinges and recessed handle
	Kitchen door	Solid core timber door with glass vision panel	Wood veneer finish	Hinges, lockset, recessed handle and door closer
	Master Bathroom door	Metal framed glass door	Glass and metal	Hinges, lockset and handle
	Bathroom 1, Bathroom 2, Bathroom 3, Bathroom 4, Bathroom 5 and Bathroom 6 door	Hollow core timber door with hardwood frame	Wood veneer finish	Hinges, lockset and handle
	Store 1 door	Glass door with metal frame	Glass and metal	Hinges, lockset and handle
	Store 2, Store 3 and Maid Room door	Hollow core timber door with hardwood frame	Wood veneer finish	Hinges, lockset and handle
	Utility Room door	Hollow core timber door with hardwood frame	Wood veneer finish	Hinges, lockset and handle
	Electrical / Extra Low Voltage Duct door	Solid core timber door with hardwood frame	Plastic laminate finish	Hinges, lockset and handle
	Pipe Duct and Water Meter Cabinet door	Solid core timber door with hardwood frame	Reconstituted stone and plastic laminate finish	Hinges, lockset and handle
	Town Gas Duct door	Solid core timber door with hardwood frame and louver	Reconstituted stone and plastic laminate finish	Hinges, lockset and handle
	Door from Staircase on Second Floor to Roof	Aluminium framed glass door	Fluorocarbon coating	Hinges, lockset and handle
	Door from Garden to Living Room and Dining Room, Door from Master Bedroom to Balcony and Door from Bedroom 2 to Balcony	Aluminium framed glass sliding door	Fluorocarbon coating	Lockset, handle and sliding track
Door to Open Air Air-Conditioner Plant	Aluminium framed grille door	Fluorocarbon coating	Hinges and lockset	

23. FITTING, FINISHES AND APPLIANCES
裝置、裝修物料及設備

3. 室內裝置

適用於25號洋房、36號洋房及38號洋房

細項	描述	38號洋房		
		用料	裝修物料	配件
(a) 門	主入口閘門	鍍鋅低碳鋼門及門框	粉末塗漆飾面	門鉸、電子鎖裝置及地門門
	於地下之主入口大門	空心鍍鋅低碳鋼門配鍍鋅低碳鋼門框及鋁質覆蓋層	氟碳塗層	門鉸、門鎖、手柄、氣鼓、密碼鍵、指紋掃描器及天地栓
	花園往地下低層樓梯的門	鋁框玻璃門	氟碳塗層	門鉸、門鎖及手柄
	於地下低層之主入口大門	實心木門配實木門框	木皮飾面	門鉸、門鎖及手柄
	防護廊往前廳4的門	實心木門配實木門框	木皮飾面	門鉸、手柄及氣鼓
	主人睡房門	實心木門配實木門框	木皮飾面	門鉸、門鎖及手柄
	睡房1、睡房2、睡房3、更衣室及書房門	實心木門配實木門框	木皮飾面	門鉸、門鎖及手柄
	衣帽間門	金屬框玻璃門	玻璃及金屬	門鉸及暗藏手柄
	廚房門	實心木門配玻璃視窗	木皮飾面	門鉸、門鎖、暗藏手柄及氣鼓
	主人浴室門	金屬框玻璃門	玻璃及金屬	門鉸、門鎖及手柄
	浴室1、浴室2、浴室3、浴室4、浴室5及浴室6門	空心木門配實木門框	木皮飾面	門鉸、門鎖及手柄
	儲物間1門	金屬框玻璃門	玻璃及金屬	門鉸、門鎖及手柄
	儲物間2、儲物間3及工人房門	空心木門配實木門框	木皮飾面	門鉸、門鎖及手柄
	工作間門	空心木門配實木門框	木皮飾面	門鉸、門鎖及手柄
	電線或特低壓電線槽門	實心木門配實木門框	膠板飾面	門鉸、門鎖及手柄
	管道槽及水錶櫃門	實心木門配實木門框	人造石及膠板飾面	門鉸、門鎖及手柄
	煤氣管道槽門	實心木門配實木門框及百葉	人造石及膠板飾面	門鉸、門鎖及手柄
	2樓樓梯往天台的門	鋁框玻璃門	氟碳塗層	門鉸、門鎖及手柄
	花園往客廳及飯廳的門、主人睡房往露台的門及睡房2往露台的門	鋁框玻璃趟門	氟碳塗層	門鎖、手柄及趟軌
往室外冷氣機設備的門	鋁框格柵門	氟碳塗層	門鉸及門鎖	

23. FITTING, FINISHES AND APPLIANCES
裝置、裝修物料及設備

3. Interior Fittings

For House 25, House 36 and House 38

Item	Description				
House 25					
		Fittings and equipments		Type	Material
(b) Bathroom	(i) Type and material of fittings and equipment	Cabinet	Master Bathroom, Bathroom 1, Bathroom 2, Bathroom 3 and Bathroom 4	Basin cabinet	Wood and natural stone
				Basin cabinet countertop	Natural stone
				Mirror cabinet	Wood, metal, glass and mirror
		Bathroom fittings	Master Bathroom, Bathroom 1, Bathroom 2, Bathroom 3, Bathroom 4 and Bathroom 5	Toilet paper holder	Colour electro-plated metal
				Robe hook	Colour electro-plated metal
				Towel bar	Colour electro-plated metal
				Wash basin	Master Bathroom: Natural stone Bathroom 1, Bathroom 2, Bathroom 3, Bathroom 4 and Bathroom 5: Vitreous china
				Wash basin mixer	Master Bathroom and Bathroom 4: Chrome plated Bathroom 1, Bathroom 2 and Bathroom 3: Colour electro-plated metal
				Water closet	Vitreous china
				(ii) Type and material of water supply system	Copper pipes with thermal insulation for both cold and hot water supply system
	(iii) Type and material of bathing facilities (including shower or bath tub, if applicable)	Shower compartment	Master Bathroom, Bathroom 1, Bathroom 3 and Bathroom 4: Clear tempered glass and metal frame Bathroom 5: Tempered glass		
		Bath tub mixer, shower mixer, shower set and rain shower	Master Bathroom, Bathroom 4 and Bathroom 5: Chrome plated Bathroom 1, Bathroom 2 and Bathroom 3: Colour electro-plated metal		
		Bath tub	Master Bathroom and Bathroom 2: Enamelled cast iron		
	(iv) Size of bath tub (if applicable)	Master Bathroom	1800mm (L) x 800mm (W) x 420mm (H)		
Bathroom 2		1600mm (L) x 750mm (W) x 450mm (H)			

23. FITTING, FINISHES AND APPLIANCES
裝置、裝修物料及設備

3. 室內裝置

適用於25號洋房、36號洋房及38號洋房

細項	描述					
25號洋房						
		裝置及設備		類型	用料	
(b) 浴室	(i) 裝置及設備的類型及用料	櫃	主人浴室、浴室1、浴室2、浴室3及浴室4	洗手盆櫃	木材及天然石	
				洗手盆櫃檯面	天然石	
				鏡櫃	木材、金屬、玻璃及鏡	
		潔具	主人浴室、浴室1、浴室2、浴室3、浴室4及浴室5	廁紙架	有色電鍍金屬	
				掛勾	有色電鍍金屬	
				毛巾棍	有色電鍍金屬	
				洗手盆	主人浴室： 天然石 浴室1、浴室2、浴室3、浴室4及浴室5： 陶瓷	
				洗手盆水龍頭	主人浴室及浴室4： 鍍鉻 浴室1、浴室2及浴室3： 有色電鍍金屬	
				坐廁	陶瓷	
	(ii) 供水系統的類型及用料	冷熱水供水系統採用配有隔熱層之銅喉				
	(iii) 沐浴設施(包括花灑或浴缸，如適用的話)	淋浴間	主人浴室、浴室1、浴室3及浴室4： 強化清玻璃及金屬支架 浴室5： 強化玻璃			
浴缸水龍頭、淋浴間水龍頭、花灑套裝及雨淋花灑		主人浴室、浴室4及浴室5： 鍍鉻 浴室1、浴室2及浴室3： 有色電鍍金屬				
浴缸		主人浴室及浴室2： 搪瓷鋼鐵				
(iv) 浴缸大小(如適用的話)	主人浴室	1800毫米(長) x 800毫米(闊) x 420毫米(高)				
	浴室2	1600毫米(長) x 750毫米(闊) x 450毫米(高)				

23. FITTING, FINISHES AND APPLIANCES
裝置、裝修物料及設備

3. Interior Fittings

For House 25, House 36 and House 38

Item	Description						
House 36							
		Fittings and equipments		Type	Material		
(b) Bathroom	(i) Type and material of fittings and equipment	Cabinet	Master Bathroom, Bathroom 1, Bathroom 2 and Bathroom 3	Basin cabinet	Master Bathroom, Bathroom 2 and Bathroom 3: Wood and metal Bathroom 1: Wood, metal and leather		
				Basin cabinet countertop	Natural stone		
				Mirror cabinet	Wood, metal, glass and mirror		
		Sanitary fittings	Master Bathroom, Bathroom, Bathroom 1, Bathroom 2 and Bathroom 3	Toilet paper holder	Colour electro-plated metal		
				Robe hook	Colour electro-plated metal		
				Towel bar	Colour electro-plated metal		
				Wash basin	Master Bathroom: Reconstituted stone Bathroom, Bathroom 1, Bathroom 2 and Bathroom 3: Vitreous china		
				Wash basin mixer	Colour electro-plated metal		
				Water closet	Vitreous china		
		(ii) Type and material of water supply system	Copper pipes with thermal insulation for both cold and hot water supply system				
			(iii) Type and material of bathing facilities (including shower or bath tub, if applicable)	Shower compartment	Master Bathroom: Laminated glass with stainless steel frame Bathroom, Bathroom 1 and Bathroom 3: Clear tempered glass		
				Bath tub mixer, shower mixer, shower set and rain shower	Master Bathroom, Bathroom 1, Bathroom 2 and Bathroom 3: Colour electro-plated metal Bathroom: Chrome plated		
	Bath tub	Master Bathroom and Bathroom 2: Enamelled cast iron					
	(iv) Size of bath tub (if applicable)	Master Bathroom	1700mm (L) x 800mm (W) x 430mm (H)				
		Bathroom 2	1600mm (L) x 700mm (W) x 426mm (H)				

23. FITTING, FINISHES AND APPLIANCES
裝置、裝修物料及設備

3. 室內裝置

適用於25號洋房、36號洋房及38號洋房

細項	描述				
36號洋房					
		裝置及設備		類型	用料
(b) 浴室	(i) 裝置及設備的類型及用料	櫃	主人浴室、浴室1、浴室2及浴室3	洗手盆櫃	主人浴室、浴室2及浴室3： 木材及金屬 浴室1： 木材、金屬及皮革
				洗手盆櫃檯面	天然石
				鏡櫃	木材、金屬、玻璃及鏡
		潔具	主人浴室、浴室、浴室1、浴室2及浴室3	廁紙架	有色電鍍金屬
				掛勾	有色電鍍金屬
				毛巾棍	有色電鍍金屬
				洗手盆	主人浴室： 人造石 浴室、浴室1、浴室2及浴室3： 陶瓷
				洗手盆水龍頭	有色電鍍金屬
				坐廁	陶瓷
				毛巾暖架	主人浴室： 有色電鍍金屬
	(ii) 供水系統的類型及用料	冷熱水供水系統採用配有隔熱層之銅喉			
	(iii) 沐浴設施(包括花灑或浴缸，如適用的話)	淋浴間	主人浴室： 夾層玻璃配不銹鋼支架 浴室、浴室1及浴室3： 強化清玻璃		
		浴缸水龍頭、淋浴間水龍頭、花灑套裝及雨淋花灑	主人浴室、浴室1、浴室2及浴室3： 有色電鍍金屬 浴室： 鍍鉻		
		浴缸	主人浴室及浴室2： 搪瓷鋼鐵		
(iv) 浴缸大小(如適用的話)	主人浴室	1700毫米(長) x 800毫米(闊) x 430毫米(高)			
	浴室2	1600毫米(長) x 700毫米(闊) x 426毫米(高)			

23. FITTING, FINISHES AND APPLIANCES
裝置、裝修物料及設備

3. Interior Fittings

For House 25, House 36 and House 38

Item	Description						
House 38							
		Fittings and equipments		Type	Material		
(b) Bathroom	(i) Type and material of fittings and equipment	Cabinet	Master Bathroom, Bathroom 1, Bathroom 2, Bathroom 3, Bathroom 4, Bathroom 5 and Bathroom 6	Basin cabinet	Natural stone and wood		
				Basin cabinet countertop	Natural stone and wood		
				Mirror cabinet	Wood and mirror		
		Sanitary fittings	Master Bathroom, Bathroom 1, Bathroom 2, Bathroom 3, Bathroom 4, Bathroom 5 and Bathroom 6		Toilet paper holder	Master Bathroom, Bathroom 2, Bathroom 3, Bathroom 4 and Bathroom 6: Chrome plated Bathroom 1 and Bathroom 5: Platinum matt	
					Robe hook	Master Bathroom, Bathroom 2, Bathroom 3, Bathroom 4 and Bathroom 6: Chrome plated Bathroom 1 and Bathroom 5: Platinum matt	
					Towel bar	Master Bathroom, Bathroom 2, Bathroom 3, Bathroom 4 and Bathroom 6: Chrome plated Bathroom 1 and Bathroom 5: Platinum matt	
					Wash basin	Master Bathroom and Bathroom 1: Natural stone Bathroom 2, Bathroom 3, Bathroom 4, Bathroom 5 and Bathroom 6: Solid surfacing material	
					Wash basin mixer	Master Bathroom, Bathroom 2, Bathroom 3, Bathroom 4 and Bathroom 6: Chrome plated Bathroom 1 and Bathroom 5: Platinum matt	
					Water closet	Vitreous china	
					Towel warmer	Master Bathroom: Chrome plated	
					(ii) Type and material of water supply system	Copper pipes with thermal insulation for both cold and hot water supply system	
		(iii) Type and material of bathing facilities (including shower or bath tub, if applicable)		Shower compartment	Master Bathroom: Natural stone and clear tempered glass Bathroom 1, Bathroom 2, Bathroom 3, Bathroom 4, Bathroom 5 and Bathroom 6: Clear tempered glass		
					Bath tub mixer, shower mixer, shower set and rain shower	Master Bathroom: Chrome plated Bathroom 1, Bathroom 2, Bathroom 3, Bathroom 4, Bathroom 5 and Bathroom 6: Platinum matt	
						Bath tub	Master Bathroom: Natural stone Bathroom 2 and Bathroom 4: Enamelled cast iron
		(iv) Size of bath tub (if applicable)		Master Bathroom	1700mm (L) x 900mm (W) x 550mm (H)		
Bathroom 2 and Bathroom 4	1600mm (L) x 700mm (W) x 450mm (H)						

23. FITTING, FINISHES AND APPLIANCES
裝置、裝修物料及設備

3. 室內裝置

適用於25號洋房、36號洋房及38號洋房

細項	描述						
38號洋房							
		裝置及設備		類型	用料		
(b) 浴室	(i) 裝置及設備的類型及用料	櫃	主人浴室、浴室1、浴室2、浴室3、浴室4、浴室5及浴室6	洗手盆櫃	天然石及木材		
				洗手盆櫃檯面	天然石及木材		
				鏡櫃	木材及鏡		
		潔具	主人浴室、浴室1、浴室2、浴室3、浴室4、浴室5及浴室6	廁紙架	主人浴室、浴室2、浴室3、浴室4及浴室6： 鍍鉻 浴室1及浴室5： 啞光鉑金		
				掛勾	主人浴室、浴室2、浴室3、浴室4及浴室6： 鍍鉻 浴室1及浴室5： 啞光鉑金		
				毛巾棍	主人浴室、浴室2、浴室3、浴室4及浴室6： 鍍鉻 浴室1及浴室5： 啞光鉑金		
				洗手盆	主人浴室及浴室1： 天然石 浴室2、浴室3、浴室4、浴室5及浴室6： 實心面板		
				洗手盆水龍頭	主人浴室、浴室2、浴室3、浴室4及浴室6： 鍍鉻 浴室1及浴室5： 啞光鉑金		
				坐廁	陶瓷		
				毛巾暖架	主人浴室： 鍍鉻		
		(ii) 供水系統的類型及用料	冷熱水供水系統採用配有隔熱層之銅喉				
		(iii) 沐浴設施(包括花灑或浴缸，如適用的話)	淋浴間	主人浴室： 天然石及強化清玻璃 浴室1、浴室2、浴室3、浴室4、浴室5及浴室6： 強化清玻璃			
	浴缸水龍頭、淋浴間水龍頭、花灑套裝及雨淋花灑		主人浴室： 鍍鉻 浴室1、浴室2、浴室3、浴室4、浴室5及浴室6： 啞光鉑金				
浴缸	主人浴室： 天然石 浴室2及浴室4： 搪瓷鋼鐵						
(iv) 浴缸大小(如適用的話)	主人浴室	1700毫米(長) x 900毫米(闊) x 550毫米(高)					
	浴室2及浴室4	1600毫米(長) x 700毫米(闊) x 450毫米(高)					

23. FITTING, FINISHES AND APPLIANCES
裝置、裝修物料及設備

3. Interior Fittings

For House 25, House 36 and House 38

Item	Description		Material	
(c) Kitchen	(i) Material of sink unit		Stainless steel	
	(ii) Material of water supply system		Copper pipes with thermal insulation for both cold and hot water supply system	
		Material	Finishes	
	(iii) Kitchen cabinet	Applicable to House 25 - Plywood and Aluminium Applicable to House 36 - Plywood and Quartz stone Applicable to House 38 - 3 layered chipboard and Medium-density fibreboard composite panel	Applicable to House 25 - Aluminium and plastic laminate Applicable to House 36 - Quartz stone, wood veneer finish and glass with aluminium frame Applicable to House 38 - Wood veneer finish, acrylic lacquered finish and glass with aluminium frame	
(iv) Type of all other fittings and equipment	Other fittings	Sink mixer		
	Fittings	Type	Material	
(d) Bedroom	Type and material of fittings (including built-in wardrobe)	House 25		
		Built-in Wardrobe	Timber cabinet	Master Bedroom: Wood and metal Bedroom 1: Wood and metal Bedroom 2: Wood, metal and fabric Bedroom 3: Wood, fabric and lacquered finish
		Other fittings	Display cabinet	Master Bedroom: Metal and glass
			Display cabinet with desk	Bedroom 1: Wood, metal and mirror
			Work desk	Bedroom 3: Wood and high gloss lacquered finish
		House 36		
		Built-in Wardrobe	Timber cabinet	Master Bedroom: Wallcovering, wood, leather and metal Bedroom 1: Lacquered finish, wood and metal Bedroom 2: Wood and metal Bedroom 3: Lacquered finish, laminated glass and metal
		Other fittings	Display shelves	Master Bedroom and Bedroom 2: Wood and metal
			Work desk	Bedroom 1: Natural stone
		House 38		
		Built-in Wardrobe	Timber cabinet	Master Bedroom, Bedroom 2 and Bedroom 3: Wood Bedroom 1: Not applicable

23. FITTING, FINISHES AND APPLIANCES
裝置、裝修物料及設備

3. 室內裝置

適用於25號洋房、36號洋房及38號洋房

細項	描述		用料	
(c) 廚房	(i) 洗滌盆的用料		不銹鋼	
	(ii) 供水系統的用料		冷熱水供水系統採用配有隔熱層之銅喉	
		用料	裝修物料	
	(iii) 廚櫃	適用於 25號洋房 - 木夾板及鋁 適用於 36號洋房 - 木夾板及石英石 適用於 38號洋房 - 三層刨花板及 中密度纖維板	適用於25號洋房 - 鋁及膠板 適用於36號洋房 - 石英石及木皮飾面及鋁框玻璃 適用於38號洋房 - 木皮飾面、亞加力焗漆飾面及鋁框玻璃	
	(iv) 所有其他 裝置及設備 的類型	其他裝置	洗手盆水龍頭	
	裝置	類型	用料	
(d) 睡房	裝置(包括 嵌入式衣櫃) 的類型及用料	25號洋房		
		嵌入式衣櫃	木製櫃	主人睡房： 木材及金屬 睡房1： 木材及金屬 睡房2： 木材、金屬及布料 睡房3： 木材、布料及焗漆飾面
		其他裝置	陳列櫃	主人睡房： 金屬及玻璃
			陳列櫃連枱	睡房1： 木材、金屬及鏡
			工作枱	睡房3： 木材及高光焗漆飾面
		36號洋房		
		嵌入式衣櫃	木製櫃	主人睡房： 牆紙、木材、皮革及金屬 睡房1： 焗漆飾面、木材及金屬 睡房2： 木材及金屬 睡房3： 焗漆飾面、夾層玻璃及金屬
		其他裝置	展示架	主人睡房及睡房2： 木材及金屬
			工作枱	睡房1： 天然石
		38號洋房		
嵌入式衣櫃	木製櫃	主人睡房、睡房2及睡房3： 木材 睡房1： 不適用		

23. FITTING, FINISHES AND APPLIANCES
裝置、裝修物料及設備

3. Interior Fittings

For House 25, House 36 and House 38

Item	Description			
		Fittings	Type	Material
(e) Telephone	Location and number of connection points	Please refer to the "Schedule of Mechanical and Electrical Provisions for Residential Properties"		
(f) Aerials	Location and number of connection points	Please refer to the "Schedule of Mechanical and Electrical Provisions for Residential Properties"		
(g) Electrical Installations	(i) Electrical fittings (including safety devices)	Electrical fittings	Faceplate for all switches and power sockets	
		Safety devices	Three-phase electricity supply board with miniature circuit breakers is provided	
	(ii) Whether conduits are concealed or exposed	Conduits are partly concealed and partly exposed. Other than those parts of the conduits concealed within concrete, the rest of the conduit are exposed. Exposed conduits may be covered or hidden by false ceilings, bulkheads, cabinets, cladding, non-concrete partition walls, designated pipe ducts or other materials		
	(iii) Location and number of power points and air-conditioner points	Please refer to the "Schedule of Mechanical and Electrical Provisions for Residential Properties"		
(h) Gas Supply	Type	Towngas		
	System	Gas supply pipe is connected to gas cooker hob and gas water heater		
	Location	For the location of gas cooker hob and gas water heater, please refer to the "Appliances Schedule"		
(i) Washing Machine Connection Point	Location	Please refer to the "Schedule of Mechanical and Electrical Provisions for Residential Properties"		
	Design	Water point of a design of 22mm in diameter and drain point of a design of 40mm in diameter for washing machine are provided		
(j) Water Supply	(i) Material of water pipes	Copper pipes with thermal insulation for both cold and hot water supply system		
	(ii) Whether water pipes are concealed or exposed	Copper water pipes are partly concealed and partly exposed. Other than those parts of the water pipes concealed within concrete, the rest of the water pipes are exposed. The exposed water pipes may be covered or hidden by false ceilings, bulkheads, cabinets, claddings, non-concrete partition walls, designated pipe ducts or other materials		
	(iii) Whether hot water is available	Hot water is available		

23. FITTING, FINISHES AND APPLIANCES 裝置、裝修物料及設備

3. 室內裝置

適用於25號洋房、36號洋房及38號洋房

細項	描述			
		裝置	類型	用料
(e) 電話	接駁點的位置及數目	請參閱「住宅單位機電裝置說明表」		
(f) 天線	接駁點的位置及數目	請參閱「住宅單位機電裝置說明表」		
(g) 電力裝置	(i) 供電附件 (包括安全裝置)	供電附件	所有開關掣及插座之面板	
		安全裝置	有提供三相電力並安裝微型斷路器	
	(ii) 導管是隱藏或外露	導管是部分隱藏及部分外露。除部分隱藏於混凝土內之導管外，其他部分的導管均為外露。外露的導管可能被假天花、假陣、貯存櫃、覆蓋層、非混凝土間牆、指定之槽位或其他物料遮蓋或隱藏		
	(iii) 電插座及空調機接駁點的位置及數目	請參閱「住宅單位機電裝置說明表」		
(h) 氣體供應	類型	煤氣		
	系統	煤氣供應喉接駁煤氣煮食爐及煤氣熱水爐		
	位置	煤氣煮食爐及煤氣熱水爐位置，請參閱「設備說明表」		
(i) 洗衣機接駁點	位置	請參閱「住宅單位機電裝置說明表」		
	設計	設有洗衣機直徑40毫米之去水接駁喉位及直徑22毫米之來水接駁喉位		
(j) 供水	(i) 水管的用料	冷熱水供水系統採用配有隔熱層之銅喉		
	(ii) 水管是隱藏或外露	水管是部分隱藏及部分外露。除部分隱藏於混凝土內之水管外，其他部分的水管均為外露。外露的水管可能被假天花、假陣、貯存櫃、覆蓋層、非混凝土間牆、指定之槽位或其他物料遮蓋或隱藏		
	(iii) 有否熱水供應	有熱水供應		

23. FITTING, FINISHES AND APPLIANCES
裝置、裝修物料及設備

4. Miscellaneous
For all Houses

Item	Description			
(a) Lifts				Residential lift
	(i) Brand name and model number	Brand Name	KONE Elevator (HK) Ltd.	
		Model Number	NMX11	
	(ii) Number and floors served by them	Number of lifts	1	
Floor served by the lifts		LG/F, G/F, 1/F and 2/F		
(b) Letter Box	Material	Metal		
(c) Refuse Collection	(i) Means of refuse collection	Refuse will be collected by cleaners		
	(ii) Location of refuse room	Refuse storage chamber is provided on Third Level Ground Floor		
		Water meter	Electricity meter	Gas meter
(d) Water Meter, Electricity Meter and Gas Meter	(i) Location	Inside Water Meter Cabinet (W.M.C.) on Lower Ground Floor	Inside common Electrical Meter Room on Lower Ground Floor	Inside Town Gas Duct (TGD) on Lower Ground Floor
	(ii) Whether they are separate or communal meters for residential properties	Separate meter	Separate meter	Separate meter

The Vendor undertakes that if lifts or appliances of the specified brand name or model number are not installed in the Development, lifts or appliances of comparable quality will be installed.

23. FITTING, FINISHES AND APPLIANCES
裝置、裝修物料及設備

4. 雜項
適用於所有洋房

細項	描述			
(a) 升降機				住宅升降機
	(i) 品牌名稱及產品型號	品牌名稱	通力電梯(香港)有限公司	
		產品型號	NMX11	
	(ii) 升降機的數目及到達的樓層	升降機的數目	1	
到達的樓層		地下低層、地下、1樓及2樓		
(b) 信箱	用料	金屬		
(c) 垃圾收集	(i) 垃圾收集的方法	垃圾將由清潔工人收集		
	(ii) 垃圾房的位置	垃圾儲存室位於第三層地下		
		水錶	電錶	氣體錶
(d) 水錶、電錶及氣體錶	(i) 位置	位於地下低層之水錶櫃內	位於地下低層之公用電錶房內	位於地下低層之煤氣管道槽內
	(ii) 就住宅單位而言是獨立抑或公用的錶	獨立	獨立	獨立

賣方承諾如發展項目中沒有安裝指明的品牌名稱或產品型號的升降機或設備，便會安裝品質相若的升降機或設備。

23. FITTING, FINISHES AND APPLIANCES
裝置、裝修物料及設備

5. Security Facilities
For all House

Item	Description	
Security System and Equipment	Access control and security system	Proximity card readers for access control are provided at the entrance of the Development and clubhouse. Visitor panel is provided on wall next to G/F main entrance gate. Video doorphone, panic alarm button and door / window contact are provided for houses. Pressure strip at G/F glass balustrade are provided for House 1, House 2, House 3, House 5, House 6, House 7, House 8, House 9, House 18, House 28 and House 38. For the location of video doorphone, panic alarm button and door / window contact, please refer to "Schedule of Mechanical and Electrical Provisions for Residential Properties".
	CCTV	CCTV cameras are provided at the entrance of the Development, landscape area, carpark, driveway, lift cars, clubhouse and common area
Details of built-in provisions	Not Applicable	
Location of built-in provisions	Not Applicable	

23. FITTING, FINISHES AND APPLIANCES

裝置、裝修物料及設備

5. 保安設施 適用於所有洋房

細項	描述	
保安系統及設備	入口通道控制及保安系統	發展項目入口及會所均裝有感應卡讀卡器供入口通道控制。 地下主入口閘門旁牆壁裝設訪客對講機。洋房提供視像對講機、緊急警報按鈕及門/窗磁接觸感測器。 1號洋房、2號洋房、3號洋房、5號洋房、6號洋房、7號洋房、8號洋房、9號洋房、18號洋房、28號洋房及38號洋房於地下之玻璃欄杆提供壓力感應帶。 有關視像對講機、緊急警報按鈕及門/窗磁接觸感測器的位置，請參閱「住宅單位機電裝置說明表」。
	閉路電視	發展項目入口、園景地區、停車場、車道、升降機、會所及公用地區均裝有閉路電視
嵌入式的裝備的細節	不適用	
嵌入式的裝備的位置	不適用	

23. FITTING, FINISHES AND APPLIANCES
裝置、裝修物料及設備

6. Appliances
For all Houses

Item	Description
	For brand name and model number of appliances, please refer to the “Appliances Schedule”

The Vendor undertakes that if lifts or appliances of the specified brand name or model number are not installed in the Development, lifts or appliances of comparable quality will be installed.

23. FITTING, FINISHES AND APPLIANCES
裝置、裝修物料及設備

6. 設備
適用於所有洋房

細項	描述
	有關設備的品牌名稱及產品型號，請參閱「設備說明表」

賣方承諾如發展項目中沒有安裝指明的品牌名稱或產品型號的升降機或設備，便會安裝品質相若的升降機或設備。

23. FITTING, FINISHES AND APPLIANCES
裝置、裝修物料及設備

1. Exterior Finishes
For all Blocks

Item	Description	
(a) External Wall	Type of finishes	Applicable to all Blocks except Block 3, Block 5 and Block 12: Natural stone, glass balustrade, aluminium cladding, grille and louver For Block 3, Block 5 and Block 12: Natural stone, tiles, glass balustrade, aluminium cladding, grille and louver
(b) Window	Material of frame	Aluminium frame with fluorocarbon coating
	Material of glass	Insulated glass unit (IGU)
(c) Bay Window	Material of bay window	Not applicable
	Finishes of window sill	Not applicable
(d) Planter	Type of finishes	Not applicable
(e) Verandah or Balcony	(i) Type of finishes of balcony	Balcony: Floor: Homogeneous tiles Wall: Natural stone and aluminium cladding Ceiling: Aluminium ceiling
	(ii) Whether it is covered	Balcony: Covered (the following are excepted) The following balconies are uncovered: - Block 1 - Block 3 and Block 5 - Block 12: 3/F
	Verandah	Not applicable
(f) Drying Facilities for Clothing	Type	Not applicable
	Material	

23. FITTING, FINISHES AND APPLIANCES 裝置、裝修物料及設備

1. 外部裝修物料 適用於所有座數

細項	描述	
(a) 外牆	裝修物料的類型	適用於所有座數除第3座、第5座及第12座： 天然石、玻璃欄河、鋁質覆蓋層、格柵及百葉 適用於第3座、第5座及第12座： 天然石、磚、玻璃欄河、鋁質覆蓋層、格柵及百葉
(b) 窗	框的用料	氟化碳噴塗鋁窗框
	玻璃的用料	雙層中空清玻璃
(c) 窗台	窗台的用料	不適用
	窗台板的裝修物料	不適用
(d) 花槽	裝修物料的類型	不適用
(e) 陽台或露台	(i) 露台裝修物料的類型	露台： 地台：均質磚 牆身：天然石及鋁質覆蓋層 天花：鋁質天花
	(ii) 是否有蓋	露台：有蓋(以下除外) 以下露台沒有蓋： - 第1座至第3座及第5座至第12座：3樓
	陽台	不適用
(f) 乾衣設施	類型	不適用
	用料	

備註：
不設第4座

23. FITTING, FINISHES AND APPLIANCES
裝置、裝修物料及設備

2. Interior Finishes

For Unit A on G/F and 1/F of Block 1, Unit B on G/F and 1/F of Block 1, Unit A on G/F and 1/F of Block 2 and Unit B on G/F and 1/F of Block 2

Item	Description	Wall	Floor	Ceiling	
(a) Lobby	Type of finishes for Lift Lobby on LG/F	Natural stone to the exposed surface	Natural stone to the exposed surface	Gypsum board false ceiling in emulsion paint	
	Type of finishes for Lift Lobby on G/F				
		Wall	Floor	Ceiling	
(b) Internal Wall and Ceiling	Type of finishes for Living Room, Dining Room and Bedroom	Plastered and painted with emulsion paint on exposed surfaces	Plastered and paint with emulsion paint on exposed surfaces; Gypsum board with emulsion paint where false ceiling or bulkhead are provided		
		Floor	Skirting		
(c) Internal Floor	Material for Living Room and Dining Room	Natural Stone	Natural Stone		
	Material for Bedroom	Master Bedroom: Engineered timber and natural stone border Bedroom 1, Bedroom 2 and Bedroom 3: Engineered timber	Timber		
		Wall	Floor	Ceiling	
(d) Bathroom	(i) Type of finishes	Natural stone to the exposed surface	Natural stone to the exposed surface	Gypsum board false ceiling in emulsion paint with natural stone moulding	
	(ii) Whether the wall finishes run up to the ceiling	Run up to the level of false ceiling			
		Wall	Floor	Ceiling	Cooking Bench
(e) Kitchen	(i) Type of finishes	Natural stone to the exposed surface	Natural stone to the exposed surface	Gypsum board false ceiling with glass fiber reinforced gypsum moulding in emulsion paint	Corian stone
	(ii) Whether the wall finishes run up to the ceiling	Run up to the level of false ceiling			

23. FITTING, FINISHES AND APPLIANCES
裝置、裝修物料及設備

2. 室內裝修物料

適用於第1座地下及1樓A單位、第1座地下及1樓B單位、第2座地下及1樓A單位及第2座地下及1樓B單位

細項	描述	牆壁	地板	天花板	灶台	
(a) 大堂	於地下低層之升降機大堂裝修物料之類型	外露位置鋪設天然石	外露位置鋪設天然石	石膏板假天花並髹上乳膠漆		
	於地下之升降機大堂裝修物料之類型					
(b) 內牆及天花板	客廳、飯廳及睡房裝修物料之類型	牆壁	天花板			
		外露位置批蕩並髹上乳膠漆	外露位置批蕩並髹上乳膠漆；石膏板假天花或假陣並髹上乳膠漆			
(c) 內部地板	客廳及飯廳的用料	地板	牆腳線			
		天然石	天然石			
	睡房的用料	主人睡房： 複合木及天然石圍邊 睡房1、睡房2及睡房3： 複合木	木			
(d) 浴室	(i) 裝修物料之類型	牆壁	地板	天花板		
	(ii) 牆壁的裝修物料是否鋪至天花板	外露位置鋪設天然石	外露位置鋪設天然石	石膏板假天花並髹上乳膠漆配天然石圍邊		
(e) 廚房	(i) 裝修物料之類型	鋪砌至假天花底	牆壁	地板	天花板	灶台
		鋪砌至假天花底	外露位置鋪設天然石	外露位置鋪設天然石	石膏板假天花配玻璃纖維強化石膏飾條並髹上乳膠漆	可麗耐石材
	(ii) 牆壁的裝修物料是否鋪至天花板	鋪砌至假天花底				

23. FITTING, FINISHES AND APPLIANCES
裝置、裝修物料及設備

2. Interior Finishes

For Unit A on 2/F and 3/F of Block 1, Unit A on 2/F and 3/F of Block 2 and Unit B on 2/F and 3/F of Block 2

Item	Description	Wall	Floor	Ceiling	
(a) Lobby	Type of finishes for Lift Lobby on LG/F	Natural stone to the exposed surface	Natural stone to the exposed surface	Gypsum board false ceiling in emulsion paint	
	Type of finishes for Lift Lobby on G/F				
	Type of finishes for Private Lift Lobby on 2/F				
		Wall	Floor	Ceiling	
(b) Internal Wall and Ceiling	Type of finishes for Living Room, Dining Room and Bedroom	Plastered and painted with emulsion paint on exposed surfaces	Plastered and paint with emulsion paint on exposed surfaces; Gypsum board with emulsion paint where false ceiling or bulkhead are provided		
		Floor	Skirting		
(c) Internal Floor	Material for Living Room and Dining Room	Natural Stone	Natural Stone		
	Material for Bedroom	Master Bedroom: Engineered timber and natural stone border Bedroom 1, Bedroom 2 and Bedroom 3: Engineered timber	Timber		
		Wall	Floor	Ceiling	
(d) Bathroom	(i) Type of finishes	Natural stone to the exposed surface	Natural stone to the exposed surface	Gypsum board false ceiling in emulsion paint with natural stone molding	
	(ii) Whether the wall finishes run up to the ceiling	Run up to the level of false ceiling			
		Wall	Floor	Ceiling	Cooking Bench
(e) Kitchen	(i) Type of finishes	Natural stone to the exposed surface	Natural stone to the exposed surface	Gypsum board false ceiling with glass fiber reinforced gypsum moulding in emulsion paint	Corian stone
	(ii) Whether the wall finishes run up to the ceiling	Run up to the level of false ceiling			

23. FITTING, FINISHES AND APPLIANCES
裝置、裝修物料及設備

2. 室內裝修物料

適用於第1座2樓及3樓A單位、第2座2樓及3樓A單位及第2座2樓及3樓B單位

細項	描述	牆壁	地板	天花板	灶台
(a) 大堂	於地下低層之升降機大堂裝修物料之類型	外露位置鋪設天然石	外露位置鋪設天然石	石膏板假天花並髹上乳膠漆	
	於地下之升降機大堂裝修物料之類型				
	於2樓之私人升降機大堂裝修物料之類型				
		牆壁	地板	天花板	
(b) 內牆及天花板	客廳、飯廳及睡房裝修物料之類型	外露位置批蕩並髹上乳膠漆	外露位置批蕩並髹上乳膠漆；石膏板假天花或假陣並髹上乳膠漆		
		地板	牆腳線		
(c) 內部地板	客廳及飯廳的用料	天然石	天然石		
	睡房的用料	主人睡房： 複合木及天然石圍邊 睡房1、睡房2及睡房3： 複合木	木		
		牆壁	地板	天花板	
(d) 浴室	(i) 裝修物料之類型	外露位置鋪設天然石	外露位置鋪設天然石	石膏板假天花並髹上乳膠漆配天然石圍邊	
	(ii) 牆壁的裝修物料是否鋪至天花板	鋪砌至假天花底			
		牆壁	地板	天花板	灶台
(e) 廚房	(i) 裝修物料之類型	外露位置鋪設天然石	外露位置鋪設天然石	石膏板假天花配玻璃纖維強化石膏飾條並髹上乳膠漆	可麗耐石材
	(ii) 牆壁的裝修物料是否鋪至天花板	鋪砌至假天花底			

23. FITTING, FINISHES AND APPLIANCES
裝置、裝修物料及設備

2. Interior Finishes

For Unit A on G/F of Block 3, Unit B on G/F of Block 3, Unit A on G/F of Block 5 and Unit B on G/F of Block 5

Item	Description	Wall	Floor	Ceiling	
(a) Lobby	Type of finishes for Lift Lobby on LG/F	Natural stone to the exposed surface	Natural stone to the exposed surface	Gypsum board false ceiling in emulsion paint	
	Type of finishes for Lift Lobby on G/F				
		Wall	Floor	Ceiling	
(b) Internal Wall and Ceiling	Type of finishes for Living Room, Dining Room and Bedroom	Plastered and painted with emulsion paint on exposed surfaces	Plastered and paint with emulsion paint on exposed surfaces; Gypsum board with emulsion paint where false ceiling or bulkhead are provided		
		Floor	Skirting		
(c) Internal Floor	Material for Living Room and Dining Room	Engineered timber and natural stone border	Timber		
	Material for Bedroom	Engineered timber			
		Wall	Floor	Ceiling	
(d) Bathroom	(i) Type of finishes	Natural stone to the exposed surface	Natural stone to the exposed surface	Gypsum board false ceiling with glass fiber reinforced gypsum moulding in emulsion paint and metal trim	
	(ii) Whether the wall finishes run up to the ceiling	Run up to the level of false ceiling			
		Wall	Floor	Ceiling	Cooking Bench
(e) Kitchen	(i) Type of finishes	Natural stone to the exposed surface	Natural stone to the exposed surface	Gypsum board false ceiling with glass fiber reinforced gypsum moulding in emulsion paint and metal trim	Corian stone
	(ii) Whether the wall finishes run up to the ceiling	Run up to the level of false ceiling			

23. FITTING, FINISHES AND APPLIANCES
裝置、裝修物料及設備

2. 室內裝修物料

適用於第3座地下A單位、第3座地下B單位、第5座地下A單位及第5座地下B單位

細項	描述	牆壁	地板	天花板	灶台
(a) 大堂	於地下低層之升降機大堂裝修物料之類型	外露位置鋪設天然石	外露位置鋪設天然石	石膏板假天花並髹上乳膠漆	
	於地下之升降機大堂裝修物料之類型				
(b) 內牆及天花板	客廳、飯廳及睡房裝修物料之類型	牆壁	地板	天花板	
		外露位置批蕩並髹上乳膠漆	外露位置批蕩並髹上乳膠漆	石膏板假天花或假陣並髹上乳膠漆	
(c) 內部地板	客廳及飯廳的用料	地板	牆腳線		
		睡房的用料	複合木及天然石圍邊	木	
(d) 浴室	(i) 裝修物料之類型	牆壁	地板	天花板	
		外露位置鋪設天然石	外露位置鋪設天然石	石膏板假天花配玻璃纖維強化石膏飾條並髹上乳膠漆及金屬飾線	
	(ii) 牆壁的裝修物料是否鋪至天花板	鋪砌至假天花底			
(e) 廚房	(i) 裝修物料之類型	牆壁	地板	天花板	灶台
		外露位置鋪設天然石	外露位置鋪設天然石	石膏板假天花配玻璃纖維強化石膏飾條並髹上乳膠漆及金屬飾線	可麗耐石材
	(ii) 牆壁的裝修物料是否鋪至天花板	鋪砌至假天花底			

23. FITTING, FINISHES AND APPLIANCES
裝置、裝修物料及設備

2. Interior Finishes

For Unit A on 1/F and 2/F of Block 3, Unit B on 1/F and 2/F of Block 3, Unit A on 1/F and 2/F of Block 5 and Unit B on 1/F and 2/F of Block 5

Item	Description	Wall	Floor	Ceiling	
(a) Lobby	Type of finishes for Lift Lobby on LG/F	Natural stone to the exposed surface	Natural stone to the exposed surface	Gypsum board false ceiling in emulsion paint	
	Type of finishes for Lift Lobby on G/F				
	Type of finishes for Private Lift Lobby on 1/F				
		Wall	Floor	Ceiling	
(b) Internal Wall and Ceiling	Type of finishes for Living Room, Dining Room and Bedroom	Plastered and painted with emulsion paint on exposed surfaces	Plastered and paint with emulsion paint on exposed surfaces; Gypsum board with emulsion paint where false ceiling or bulkhead are provided		
		Floor	Skirting		
(c) Internal Floor	Material for Living Room and Dining Room	Natural Stone	Natural Stone		
	Material for Bedroom	Master Bedroom: Engineered timber and natural stone border Bedroom 1, Bedroom 2 and Bedroom 3: Engineered timber	Timber		
		Wall	Floor	Ceiling	
(d) Bathroom	(i) Type of finishes	Natural stone to the exposed surface	Natural stone to the exposed surface	Gypsum board false ceiling in emulsion paint with natural stone moulding	
	(ii) Whether the wall finishes run up to the ceiling	Run up to the level of false ceiling			
		Wall	Floor	Ceiling	Cooking Bench
(e) Kitchen	(i) Type of finishes	Natural stone to the exposed surface	Natural stone to the exposed surface	Gypsum board false ceiling with glass fiber reinforced gypsum moulding in emulsion paint	Corian stone
	(ii) Whether the wall finishes run up to the ceiling	Run up to the level of false ceiling			

23. FITTING, FINISHES AND APPLIANCES 裝置、裝修物料及設備

2. 室內裝修物料

適用於第3座1樓及2樓A單位、第3座1樓及2樓B單位、第5座1樓及2樓A單位及第5座1樓及2樓B單位

細項	描述	牆壁	地板	天花板	灶台
(a) 大堂	於地下低層之升降機大堂裝修物料之類型	外露位置鋪設天然石	外露位置鋪設天然石	石膏板假天花並髹上乳膠漆	
	於地下之升降機大堂裝修物料之類型				
	於1樓之私人升降機大堂裝修物料之類型				
		牆壁	地板	天花板	
(b) 內牆及天花板	客廳、飯廳及睡房裝修物料之類型	外露位置批蕩並髹上乳膠漆	外露位置批蕩並髹上乳膠漆；石膏板假天花或假陣並髹上乳膠漆		
		地板	牆腳線		
(c) 內部地板	客廳及飯廳的用料	天然石	天然石		
	睡房的用料	主人睡房： 複合木及天然石圍邊 睡房1、睡房2及睡房3： 複合木	木		
		牆壁	地板	天花板	
(d) 浴室	(i) 裝修物料之類型	外露位置鋪設天然石	外露位置鋪設天然石	石膏板假天花並髹上乳膠漆配天然石飾條	
	(ii) 牆壁的裝修物料是否鋪至天花板	鋪砌至假天花底			
		牆壁	地板	天花板	灶台
(e) 廚房	(i) 裝修物料之類型	外露位置鋪設天然石	外露位置鋪設天然石	石膏板假天花配玻璃纖維強化石膏飾條並髹上乳膠漆	可麗耐石材
	(ii) 牆壁的裝修物料是否鋪至天花板	鋪砌至假天花底			

23. FITTING, FINISHES AND APPLIANCES
裝置、裝修物料及設備

2. Interior Finishes

For Unit A on 3/F of Block 3 and Unit B on 3/F of Block 5

Item	Description	Wall	Floor	Ceiling	
(a) Lobby	Type of finishes for Lift Lobby on LG/F	Natural stone to the exposed surface	Natural stone to the exposed surface	Gypsum board false ceiling in emulsion paint	
	Type of finishes for Lift Lobby on G/F				
	Type of finishes for Private Lift Lobby on 3/F				
		Wall	Floor	Ceiling	
(b) Internal Wall and Ceiling	Type of finishes for Living Room, Dining Room and Bedroom	Plastered and painted with emulsion paint on exposed surfaces	Plastered and paint with emulsion paint on exposed surfaces; Gypsum board with emulsion paint where false ceiling or bulkhead are provided		
		Floor	Skirting		
(c) Internal Floor	Material for Living Room and Dining Room	Natural Stone	Natural Stone		
	Material for Bedroom	Engineered timber	Timber		
		Wall	Floor	Ceiling	
(d) Bathroom	(i) Type of finishes	Natural stone to the exposed surface	Natural stone to the exposed surface	Gypsum board false ceiling in emulsion paint with natural stone moulding	
	(ii) Whether the wall finishes run up to the ceiling	Run up to the level of false ceiling			
		Wall	Floor	Ceiling	Cooking Bench
(e) Kitchen	(i) Type of finishes	Natural stone to the exposed surface	Natural stone to the exposed surface	Gypsum board false ceiling with glass fiber reinforced gypsum moulding in emulsion paint	Corian stone
	(ii) Whether the wall finishes run up to the ceiling	Run up to the level of false ceiling			

23. FITTING, FINISHES AND APPLIANCES
裝置、裝修物料及設備

2. 室內裝修物料

適用於第3座3樓A單位及第5座3樓B單位

細項	描述	牆壁	地板	天花板	灶台
(a) 大堂	於地下低層之升降機大堂裝修物料的類型	外露位置鋪設天然石	外露位置鋪設天然石	石膏板假天花並髹上乳膠漆	
	於地下之升降機大堂裝修物料的類型				
	於3樓之私人升降機大堂裝修物料的類型				
		牆壁	地板	天花板	
(b) 內牆及天花板	客廳、飯廳及睡房裝修物料的類型	外露位置批蕩並髹上乳膠漆	外露位置批蕩並髹上乳膠漆；石膏板假天花或假陣並髹上乳膠漆		
		地板	牆腳線		
(c) 內部地板	客廳及飯廳的用料	天然石	天然石		
	睡房的用料	複合木	木		
		牆壁	地板	天花板	
(d) 浴室	(i) 裝修物料的類型	外露位置鋪設天然石	外露位置鋪設天然石	石膏板假天花並髹上乳膠漆配天然石飾條	
	(ii) 牆壁的裝修物料是否鋪至天花板	鋪砌至假天花底			
		牆壁	地板	天花板	灶台
(e) 廚房	(i) 裝修物料的類型	外露位置鋪設天然石	外露位置鋪設天然石	石膏板假天花配玻璃纖維強化石膏飾條並髹上乳膠漆	可麗耐石材
	(ii) 牆壁的裝修物料是否鋪至天花板	鋪砌至假天花底			

23. FITTING, FINISHES AND APPLIANCES
裝置、裝修物料及設備

2. Interior Finishes

For Unit A on G/F of Block 6, Unit B on G/F of Block 6, Unit A on G/F of Block 7, Unit B on G/F of Block 7,
Unit A on G/F of Block 8 and Unit B on G/F of Block 8

Item	Description	Wall	Floor	Ceiling	
(a) Lobby	Type of finishes for Lift Lobby on LG/F	Natural stone to the exposed surface	Natural stone to the exposed surface	Gypsum board false ceiling in emulsion paint	
	Type of finishes for Lift Lobby on G/F				
		Wall	Floor	Ceiling	
(b) Internal Wall and Ceiling	Type of finishes for Living Room, Dining Room and Bedroom	Plastered and painted with emulsion paint on exposed surfaces	Plastered and paint with emulsion paint on exposed surfaces; Gypsum board with emulsion paint where false ceiling or bulkhead are provided		
		Floor	Skirting		
(c) Internal Floor	Material for Living Room and Dining Room	Engineered timber and natural stone border	Timber		
	Material for Bedroom	Engineered timber			
		Wall	Floor	Ceiling	
(d) Bathroom	(i) Type of finishes	Natural stone to the exposed surface	Natural stone to the exposed surface	Gypsum board false ceiling with glass fiber reinforced gypsum moulding in emulsion paint and metal trim	
	(ii) Whether the wall finishes run up to the ceiling	Run up to the level of false ceiling			
		Wall	Floor	Ceiling	Cooking Bench
(e) Kitchen	(i) Type of finishes	Natural stone to the exposed surface	Natural stone to the exposed surface	Gypsum board false ceiling with glass fiber reinforced gypsum moulding in emulsion paint and metal trim	Corian stone
	(ii) Whether the wall finishes run up to the ceiling	Run up to the level of false ceiling			

23. FITTING, FINISHES AND APPLIANCES
裝置、裝修物料及設備

2. 室內裝修物料

適用於第6座地下A單位、第6座地下B單位、第7座地下A單位、第7座地下B單位、第8座地下A單位及第8座地下B單位

細項	描述	牆壁	地板	天花板	灶台
(a) 大堂	於地下低層之升降機大堂裝修物料之類型	外露位置鋪設天然石	外露位置鋪設天然石	石膏板假天花並髹上乳膠漆	
	於地下之升降機大堂裝修物料之類型				
(b) 內牆及天花板	客廳、飯廳及睡房裝修物料之類型	牆壁	地板	天花板	
		外露位置批蕩並髹上乳膠漆	外露位置批蕩並髹上乳膠漆	石膏板假天花或假陣並髹上乳膠漆	
(c) 內部地板	客廳及飯廳的用料	地板	牆腳線		
		睡房的用料	複合木及天然石圍邊	木	
(d) 浴室	(i) 裝修物料之類型	牆壁	地板	天花板	
	(ii) 牆壁的裝修物料是否鋪至天花板	外露位置鋪設天然石	外露位置鋪設天然石	石膏板假天花配玻璃纖維強化石膏飾條並髹上乳膠漆及金屬飾線	
(e) 廚房	(i) 裝修物料之類型	牆壁	地板	天花板	灶台
		外露位置鋪設天然石	外露位置鋪設天然石	石膏板假天花配玻璃纖維強化石膏飾條並髹上乳膠漆及金屬飾線	可麗耐石材
	(ii) 牆壁的裝修物料是否鋪至天花板	鋪砌至假天花底			

23. FITTING, FINISHES AND APPLIANCES
裝置、裝修物料及設備

2. Interior Finishes

For Unit A on 1/F and 2/F of Block 6, Unit B on 1/F and 2/F of Block 6, Unit A on 1/F and 2/F of Block 7,
Unit B on 1/F and 2/F of Block 7, Unit A on 1/F and 2/F of Block 8 and Unit B on 1/F and 2/F of Block 8

Item	Description	Wall	Floor	Ceiling	
(a) Lobby	Type of finishes for Lift Lobby on LG/F	Natural stone to the exposed surface	Natural stone to the exposed surface	Gypsum board false ceiling in emulsion paint	
	Type of finishes for Lift Lobby on G/F				
	Type of finishes for Private Lift Lobby on 1/F				
		Wall	Floor	Ceiling	
(b) Internal Wall and Ceiling	Type of finishes for Living Room, Dining Room and Bedroom	Plastered and painted with emulsion paint on exposed surfaces	Plastered and paint with emulsion paint on exposed surfaces; Gypsum board with emulsion paint where false ceiling or bulkhead are provided		
		Floor	Skirting		
(c) Internal Floor	Material for Living Room and Dining Room	Natural Stone	Natural Stone		
	Material for Bedroom	Master Bedroom: Engineered timber and natural stone border Bedroom 1, Bedroom 2, Bedroom 3 and Bedroom 4: Engineered timber	Timber		
		Wall	Floor	Ceiling	
(d) Bathroom	(i) Type of finishes	Natural stone to the exposed surface	Natural stone to the exposed surface	Gypsum board false ceiling in emulsion paint with natural stone moulding	
	(ii) Whether the wall finishes run up to the ceiling	Run up to the level of false ceiling			
		Wall	Floor	Ceiling	Cooking Bench
(e) Kitchen	(i) Type of finishes	Natural stone to the exposed surface	Natural stone to the exposed surface	Gypsum board false ceiling with glass fiber reinforced gypsum moulding in emulsion paint	Corian stone
	(ii) Whether the wall finishes run up to the ceiling	Run up to the level of false ceiling			

23. FITTING, FINISHES AND APPLIANCES
裝置、裝修物料及設備

2. 室內裝修物料

適用於第6座1樓及2樓A單位、第6座1樓及2樓B單位、第7座1樓及2樓A單位、第7座1樓及2樓B單位、第8座1樓及2樓A單位及第8座1樓及2樓B單位

細項	描述				
		牆壁	地板	天花板	
(a) 大堂	於地下低層之升降機大堂裝修物料的類型	外露位置鋪設天然石	外露位置鋪設天然石	石膏板假天花並髹上乳膠漆	
	於地下之升降機大堂裝修物料的類型				
	於1樓之私人升降機大堂裝修物料的類型				
		牆壁	天花板		
(b) 內牆及天花板	客廳、飯廳及睡房裝修物料的類型	外露位置批蕩並髹上乳膠漆	外露位置批蕩並髹上乳膠漆；石膏板假天花或假陣並髹上乳膠漆		
		地板	牆腳線		
(c) 內部地板	客廳及飯廳的用料	天然石	天然石		
	睡房的用料	主人睡房： 複合木及天然石圍邊 睡房1、睡房2、睡房3及睡房4： 複合木	木		
		牆壁	地板	天花板	
(d) 浴室	(i) 裝修物料的類型	外露位置鋪設天然石	外露位置鋪設天然石	石膏板假天花並髹上乳膠漆配天然石飾條	
	(ii) 牆壁的裝修物料是否鋪至天花板	鋪砌至假天花底			
		牆壁	地板	天花板	灶台
(e) 廚房	(i) 裝修物料的類型	外露位置鋪設天然石	外露位置鋪設天然石	石膏板假天花配玻璃纖維強化石膏飾條並髹上乳膠漆	可麗耐石材
	(ii) 牆壁的裝修物料是否鋪至天花板	鋪砌至假天花底			

23. FITTING, FINISHES AND APPLIANCES
裝置、裝修物料及設備

2. Interior Finishes

For Unit A on 3/F of Block 6, Unit B on 3/F of Block 6, Unit A on 3/F of Block 7, Unit B on 3/F of Block 7, Unit A on 3/F of Block 8 and Unit B on 3/F of Block 8

Item	Description	Wall	Floor	Ceiling	
(a) Lobby	Type of finishes for Lift Lobby on LG/F	Natural stone to the exposed surface	Natural stone to the exposed surface	Gypsum board false ceiling in emulsion paint	
	Type of finishes for Lift Lobby on G/F				
	Type of finishes for Private Lift Lobby on 3/F				
		Wall	Floor	Ceiling	
(b) Internal Wall and Ceiling	Type of finishes for Living Room, Dining Room and Bedroom	Plastered and painted with emulsion paint on exposed surfaces	Plastered and paint with emulsion paint on exposed surfaces; Gypsum board with emulsion paint where false ceiling or bulkhead are provided		
		Floor	Skirting		
(c) Internal Floor	Material for Living Room and Dining Room	Engineered timber and natural stone border	Timber		
	Material for Bedroom	Engineered timber			
		Wall	Floor	Ceiling	
(d) Bathroom	(i) Type of finishes	Natural stone to the exposed surface	Natural stone to the exposed surface	Gypsum board false ceiling with glass fiber reinforced gypsum moulding in emulsion paint and metal trim	
	(ii) Whether the wall finishes run up to the ceiling	Run up to the level of false ceiling			
		Wall	Floor	Ceiling	Cooking Bench
(e) Kitchen	(i) Type of finishes	Natural stone to the exposed surface	Natural stone to the exposed surface	Gypsum board false ceiling with glass fiber reinforced gypsum moulding in emulsion paint	Corian stone
	(ii) Whether the wall finishes run up to the ceiling	Run up to the level of false ceiling			

23. FITTING, FINISHES AND APPLIANCES 裝置、裝修物料及設備

2. 室內裝修物料

適用於第6座3樓A單位、第6座3樓B單位、第7座3樓A單位、第7座3樓B單位、第8座3樓A單位及第8座3樓B單位

細項	描述	牆壁	地板	天花板	
(a) 大堂	於地下低層之升降機大堂裝修物料的類型	外露位置鋪設天然石	外露位置鋪設天然石	石膏板假天花並髹上乳膠漆	
	於地下之升降機大堂裝修物料的類型				
	於3樓之私人升降機大堂裝修物料的類型				
		牆壁	地板	天花板	
(b) 內牆及天花板	客廳、飯廳及睡房裝修物料的類型	外露位置批蕩並髹上乳膠漆	外露位置批蕩並髹上乳膠漆；石膏板假天花或假陣並髹上乳膠漆		
		地板	牆腳線		
(c) 內部地板	客廳及飯廳之用料	複合木及天然石圍邊	木		
	睡房之用料	複合木			
		牆壁	地板	天花板	
(d) 浴室	(i) 裝修物料的類型	外露位置鋪設天然石	外露位置鋪設天然石	石膏板假天花和玻璃纖維強化石膏飾條並髹上乳膠漆及金屬飾線	
	(ii) 牆壁的裝修物料是否鋪至天花板	鋪砌至假天花底			
		牆壁	地板	天花板	灶台
(e) 廚房	(i) 裝修物料的類型	外露位置鋪設天然石	外露位置鋪設天然石	石膏板假天花配玻璃纖維強化石膏飾條並髹上乳膠漆	可麗耐石材
	(ii) 牆壁的裝修物料是否鋪至天花板	鋪砌至假天花底			

23. FITTING, FINISHES AND APPLIANCES
裝置、裝修物料及設備

2. Interior Finishes

For Unit A on G/F and 1/F of Block 9, Unit B on G/F and 1/F of Block 9, Unit A on G/F and 1/F of Block 10, Unit B on G/F and 1/F of Block 10, Unit A on G/F and 1/F of Block 11 and Unit B on G/F and 1/F of Block 11

Item	Description	Wall	Floor	Ceiling	
(a) Lobby	Type of finishes for Lift Lobby on LG/F	Natural stone to the exposed surface	Natural stone to the exposed surface	Gypsum board false ceiling in emulsion paint	
	Type of finishes for Private Lift Lobby on G/F				
		Wall	Floor	Ceiling	
(b) Internal Wall and Ceiling	Type of finishes for Living Room, Dining Room and Bedroom	Plastered and painted with emulsion paint on exposed surfaces	Plastered and paint with emulsion paint on exposed surfaces; Gypsum board with emulsion paint where false ceiling or bulkhead are provided		
		Floor	Skirting		
(c) Internal Floor	Material for Living Room and Dining Room	Natural stone	Natural stone		
	Material for Bedroom	Master Bedroom: Engineered timber and natural stone border Bedroom 1, Bedroom 2 and Bedroom 3: Engineered timber	Timber		
		Wall	Floor	Ceiling	
(d) Bathroom	(i) Type of finishes	Natural stone to the exposed surface	Natural stone to the exposed surface	Gypsum board false ceiling in emulsion paint with natural stone moulding	
	(ii) Whether the wall finishes run up to the ceiling	Run up to the level of false ceiling			
		Wall	Floor	Ceiling	Cooking Bench
(e) Kitchen	(i) Type of finishes	Natural stone to the exposed surface	Natural stone to the exposed surface	Gypsum board false ceiling with glass fiber reinforced gypsum moulding in emulsion paint	Corian stone
	(ii) Whether the wall finishes run up to the ceiling	Run up to the level of false ceiling			

23. FITTING, FINISHES AND APPLIANCES
裝置、裝修物料及設備

2. 室內裝修物料

適用於第9座地下及1樓A單位、第9座地下及1樓B單位、第10座地下及1樓A單位、第10座地下及1樓B單位、第11座地下及1樓A單位及第11座地下及1樓B單位

細項	描述				
		牆壁	地板	天花板	
(a) 大堂	於地下低層之升降機大堂裝修物料的類型	外露位置鋪設天然石	外露位置鋪設天然石	石膏板假天花並髹上乳膠漆	
	於地下之私人升降機大堂裝修物料的類型				
		牆壁	天花板		
(b) 內牆及天花板	客廳、飯廳及睡房裝修物料的類型	外露位置批蕩並髹上乳膠漆	外露位置批蕩並髹上乳膠漆；石膏板假天花或假陣並髹上乳膠漆		
		地板	牆腳線		
(c) 內部地板	客廳及飯廳的用料	天然石	天然石		
	睡房的用料	主人睡房： 複合木及天然石圍邊 睡房1、睡房2及睡房3： 複合木	木		
		牆壁	地板	天花板	
(d) 浴室	(i) 裝修物料的類型	外露位置鋪設天然石	外露位置鋪設天然石	石膏板假天花並髹上乳膠漆配天然石飾條	
	(ii) 牆壁的裝修物料是否鋪至天花板	鋪砌至假天花底			
		牆壁	地板	天花板	灶台
(e) 廚房	(i) 裝修物料的類型	外露位置鋪設天然石	外露位置鋪設天然石	石膏板假天花配玻璃纖維強化石膏飾條並髹上乳膠漆	可麗耐石材
	(ii) 牆壁的裝修物料是否鋪至天花板	鋪砌至假天花底			

23. FITTING, FINISHES AND APPLIANCES
裝置、裝修物料及設備

2. Interior Finishes

For Unit C on 2/F and 3/F of Block 9, Unit D on 2/F and 3/F of Block 9, Unit C on 2/F and 3/F of Block 10, Unit D on 2/F and 3/F of Block 10 and Unit D on 2/F and 3/F of Block 11

Item	Description	Wall	Floor	Ceiling	
(a) Lobby	Type of finishes for Lift Lobby on LG/F	Natural stone to the exposed surface	Natural stone to the exposed surface	Gypsum board false ceiling in emulsion paint	
	Type of finishes for Private Lift Lobby on G/F				
	Type of finishes for Private Lift Lobby on 2/F				
		Wall	Floor	Ceiling	
(b) Internal Wall and Ceiling	Type of finishes for Living Room, Dining Room and Bedroom	Plastered and painted with emulsion paint on exposed surfaces	Plastered and paint with emulsion paint on exposed surfaces; Gypsum board with emulsion paint where false ceiling or bulkhead are provided		
		Floor	Skirting		
(c) Internal Floor	Material for Living Room and Dining Room	Natural Stone	Natural Stone		
	Material for Bedroom	Master Bedroom: Engineered timber and natural stone border Bedroom 1, Bedroom 2 and Bedroom 3: Engineered timber	Timber		
		Wall	Floor	Ceiling	
(d) Bathroom	(i) Type of finishes	Natural stone to the exposed surface	Natural stone to the exposed surface	Gypsum board false ceiling in emulsion paint with natural stone moulding	
	(ii) Whether the wall finishes run up to the ceiling	Run up to the level of false ceiling			
		Wall	Floor	Ceiling	Cooking Bench
(e) Kitchen	(i) Type of finishes	Natural stone to the exposed surface	Natural stone to the exposed surface	Gypsum board false ceiling with glass fiber reinforced gypsum moulding and bulkhead in emulsion paint	Corian stone
	(ii) Whether the wall finishes run up to the ceiling	Run up to the level of false ceiling			

23. FITTING, FINISHES AND APPLIANCES
裝置、裝修物料及設備

2. 室內裝修物料

適用於第9座2樓及3樓C單位、第9座2樓及3樓D單位、第10座2樓及3樓C單位、第10座2樓及3樓D單位及第11座2樓及3樓D單位

細項	描述				
		牆壁	地板	天花板	
(a) 大堂	於地下低層之升降機大堂裝修物料之類型	外露位置鋪設天然石	外露位置鋪設天然石	石膏板假天花並髹上乳膠漆	
	於地下之私人升降機大堂裝修物料之類型				
	於2樓之私人升降機大堂裝修物料之類型				
		牆壁	天花板		
(b) 內牆及天花板	客廳、飯廳及睡房裝修物料之類型	外露位置批蕩並髹上乳膠漆	外露位置批蕩並髹上乳膠漆；石膏板假天花或假陣並髹上乳膠漆		
		地板	牆腳線		
(c) 內部地板	客廳及飯廳的用料	天然石	天然石		
	睡房的用料	主人睡房： 複合木及天然石圍邊 睡房1、睡房2及睡房3： 複合木	木		
		牆壁	地板	天花板	
(d) 浴室	(i) 裝修物料之類型	外露位置鋪設天然石	外露位置鋪設天然石	石膏板假天花並髹上乳膠漆配天然石飾條	
	(ii) 牆壁的裝修物料是否鋪至天花板	鋪砌至假天花底			
		牆壁	地板	天花板	灶台
(e) 廚房	(i) 裝修物料之類型	外露位置鋪設天然石	外露位置鋪設天然石	石膏板假天花配玻璃纖維強化石膏飾條及假陣並髹上乳膠漆	可麗耐石材
	(ii) 牆壁的裝修物料是否鋪至天花板	鋪砌至假天花底			

23. FITTING, FINISHES AND APPLIANCES
裝置、裝修物料及設備

2. Interior Finishes

For Unit A on G/F and 1/F of Block 12

Item	Description	Wall	Floor	Ceiling	
(a) Lobby	Type of finishes for Private Lift Lobby on LG/F	Natural stone to the exposed surface	Natural stone to the exposed surface	Gypsum board false ceiling in emulsion paint	
		Wall	Floor	Ceiling	
(b) Internal Wall and Ceiling	Type of finishes for Living Room, Dining Room and Bedroom	Plastered and painted with emulsion paint on exposed surfaces	Plastered and paint with emulsion paint on exposed surfaces; Gypsum board with emulsion paint where false ceiling or bulkhead are provided		
		Floor	Skirting		
(c) Internal Floor	Material for Living Room and Dining Room	Natural Stone	Natural Stone		
	Material for Bedroom	Master Bedroom: Engineered timber and natural stone border Bedroom 1, Bedroom 2 and Bedroom 3: Engineered timber	Timber		
		Wall	Floor	Ceiling	
(d) Bathroom	(i) Type of finishes	Natural stone to the exposed surface	Natural stone to the exposed surface	Gypsum board false ceiling with glass fiber reinforced gypsum moulding in emulsion paint	
	(ii) Whether the wall finishes run up to the ceiling	Run up to the level of false ceiling			
		Wall	Floor	Ceiling	Cooking Bench
(e) Kitchen	(i) Type of finishes	Natural stone to the exposed surface	Natural stone to the exposed surface	Gypsum board false ceiling with glass fiber reinforced gypsum moulding in emulsion paint	Corian stone
	(ii) Whether the wall finishes run up to the ceiling	Run up to the level of false ceiling			

23. FITTING, FINISHES AND APPLIANCES
裝置、裝修物料及設備

2. 室內裝修物料

適用於第12座地下及1樓A單位

細項	描述	牆壁	地板	天花板	灶台
(a) 大堂	於地下低層之私人升降機大堂裝修物料的類型	外露位置鋪設天然石	外露位置鋪設天然石	石膏板假天花並髹上乳膠漆	
(b) 內牆及天花板	客廳、飯廳及睡房裝修物料的類型	外露位置批蕩並髹上乳膠漆	天然石	石膏板假天花或假陣並髹上乳膠漆	
(c) 內部地板	客廳及飯廳的用料	天然石	天然石		
	睡房的用料	主人睡房： 複合木及天然石圍邊 睡房1、睡房2及睡房3： 複合木	木		
(d) 浴室	(i) 裝修物料的類型	外露位置鋪設天然石	外露位置鋪設天然石	石膏板假天花配玻璃纖維強化石膏飾條並髹上乳膠漆	
	(ii) 牆壁的裝修物料是否鋪至天花板	鋪砌至假天花底			
(e) 廚房	(i) 裝修物料的類型	外露位置鋪設天然石	外露位置鋪設天然石	石膏板假天花配玻璃纖維強化石膏飾條並髹上乳膠漆	可麗耐石材
	(ii) 牆壁的裝修物料是否鋪至天花板	鋪砌至假天花底			

23. FITTING, FINISHES AND APPLIANCES
裝置、裝修物料及設備

2. Interior Finishes

For Unit B on 2/F and 3/F of Block 12

Item	Description	Wall	Floor	Ceiling	
(a) Lobby	Type of finishes for Private Lift Lobby on LG/F	Natural stone to the exposed surface	Natural stone to the exposed surface	Gypsum board false ceiling in emulsion paint	
	Type of finishes for Private Lift Lobby on G/F				
		Wall	Floor	Ceiling	
(b) Internal Wall and Ceiling	Type of finishes for Living Room, Dining Room and Bedroom	Plastered and painted with emulsion paint on exposed surfaces	Plastered and paint with emulsion paint on exposed surfaces; Gypsum board with emulsion paint where false ceiling or bulkhead are provided		
		Floor	Skirting		
(c) Internal Floor	Material for Living Room and Dining Room	Natural Stone	Natural Stone		
	Material for Bedroom	Master Bedroom: Engineered timber and natural stone border Bedroom 1, Bedroom 2, Bedroom 3 and Bedroom 4: Engineered timber	Timber		
		Wall	Floor	Ceiling	
(d) Bathroom	(i) Type of finishes	Natural stone to the exposed surface	Natural stone to the exposed surface	Gypsum board false ceiling with glass fiber reinforced gypsum moulding in emulsion paint	
	(ii) Whether the wall finishes run up to the ceiling	Run up to the level of false ceiling			
		Wall	Floor	Ceiling	Cooking Bench
(e) Kitchen	(i) Type of finishes	Natural stone to the exposed surface	Natural stone to the exposed surface	Gypsum board false ceiling with glass fiber reinforced gypsum moulding in emulsion paint	Corian stone
	(ii) Whether the wall finishes run up to the ceiling	Run up to the level of false ceiling			

23. FITTING, FINISHES AND APPLIANCES
裝置、裝修物料及設備

2. 室內裝修物料

適用於第12座2樓及3樓B單位

細項	描述	牆壁	地板	天花板	
(a) 大堂	於地下低層之私人升降機大堂裝修物料的類型	外露位置鋪設天然石	外露位置鋪設天然石	石膏板假天花並髹上乳膠漆	
	於地下之私人升降機大堂裝修物料的類型				
		牆壁	地板	天花板	
(b) 內牆及天花板	客廳、飯廳及睡房裝修物料的類型	外露位置批蕩並髹上乳膠漆	外露位置批蕩並髹上乳膠漆；石膏板假天花或假陣並髹上乳膠漆		
		地板	牆腳線		
(c) 內部地板	客廳及飯廳的用料	天然石	天然石		
	睡房的用料	主人睡房： 複合木及天然石圍邊 睡房1、睡房2、睡房3及睡房4： 複合木	木		
		牆壁	地板	天花板	
(d) 浴室	(i) 裝修物料的類型	外露位置鋪設天然石	外露位置鋪設天然石	石膏板假天花配玻璃纖維強化石膏飾條並髹上乳膠漆	
	(ii) 牆壁的裝修物料是否鋪至天花板	鋪砌至假天花底			
		牆壁	地板	天花板	灶台
(e) 廚房	(i) 裝修物料的類型	外露位置鋪設天然石	外露位置鋪設天然石	石膏板假天花配玻璃纖維強化石膏飾條並髹上乳膠漆	可麗耐石材
	(ii) 牆壁的裝修物料是否鋪至天花板	鋪砌至假天花底			

23. FITTING, FINISHES AND APPLIANCES
裝置、裝修物料及設備

2. Interior Finishes

For Unit B on 2/F and 3/F of Block 1

Item	Description				
		Wall	Floor	Ceiling	
(a) Lobby	Type of finishes for Lift Lobby on LG/F	Natural stone to the exposed surface	Natural stone to the exposed surface	Gypsum board false ceiling in emulsion paint	
	Type of finishes for Lift Lobby on G/F				
	Type of finishes for Private Lift Lobby on 2/F	Wood veneer finish, metal and leather	Natural stone		
		Wall	Ceiling		
(b) Internal Wall and Ceiling	Type of finishes for Living Room and Dining Room	Wood cladding with matt lacquered colour paint, metal and glass	Gypsum board with emulsion paint where false ceiling or bulkhead are provided		
	Type of finishes for Bedroom	Bedroom 1: Natural stone, metal, matt lacquered wooden panel and leather Bedroom 2: Natural stone, metal and matt lacquered wooden panel Bedroom 3: Metal and matt lacquered wooden panel			
		Floor	Skirting		
(c) Internal Floor	Material for Living Room and Dining Room	Natural stone	Metal		
	Material for Bedroom	Master Bedroom: Nature stone and engineered timber Bedroom 1, Bedroom 2 and Bedroom 3: Engineering timber			
		Wall	Floor	Ceiling	
(d) Bathroom	(i) Type of finishes				
	Master Bathroom	Natural stone and metal	Natural stone	Gypsum board false ceiling in emulsion paint and metal	
	Bathroom 1 and Bathroom 2	Natural stone, ceramic tiles and mirror			
	(ii) Whether the wall finishes run up to the ceiling	Run up to the level of false ceiling			
		Wall	Floor	Ceiling	Cooking Bench
(e) Kitchen	(i) Type of finishes	Natural stone, timber panel and ceramic tiles	Natural stone	Wood and gypsum board false ceiling in emulsion paint	Sintered stone
	(ii) Whether the wall finishes run up to the ceiling	Run up to the level of false ceiling			

23. FITTING, FINISHES AND APPLIANCES 裝置、裝修物料及設備

2. 室內裝修物料

適用於第1座2樓及3樓B單位

細項	描述	牆壁	地板	天花板	
(a) 大堂	於地下低層之升降機大堂裝修物料之類型	外露位置鋪砌天然石	外露位置鋪砌天然石	石膏板假天花並髹上乳膠漆	
	於地下之升降機大堂裝修物料之類型				
	2樓私人升降機大堂裝修物料之類型	木皮飾面、金屬及皮革	天然石		
		牆壁	天花板		
(b) 內牆及天花板	客廳及飯廳裝修物料之類型	木覆蓋層配啞面焗漆有色油漆、金屬及玻璃	石膏板假天花或假陣並髹上乳膠漆		
	睡房裝修物料之類型	睡房1： 天然石、金屬、啞面焗漆木面板及皮革 睡房2： 天然石、金屬及啞面焗漆木面板 睡房3： 金屬及啞面焗漆木面板			
		地板	牆腳線		
(c) 內部地板	客廳及飯廳的用料	天然石	金屬		
	睡房的用料	主人睡房： 天然石及複合木 睡房1、睡房2及睡房3： 複合木			
		牆壁	地板	天花板	
(d) 浴室	(i) 裝修物料之類型				
	主人浴室	天然石及金屬	天然石	石膏板假天花髹上乳膠漆及金屬	
	浴室1及浴室2	天然石、瓷磚及鏡			
(ii) 牆壁的裝修物料是否鋪至天花板	鋪砌至假天花底				
		牆壁	地板	天花板	灶台
(e) 廚房	(i) 裝修物料之類型	天然石、木面板及瓷磚	天然石	木材及石膏板假天花並髹上乳膠漆	岩板
	(ii) 牆壁的裝修物料是否鋪至天花板	鋪砌至假天花底			

23. FITTING, FINISHES AND APPLIANCES
裝置、裝修物料及設備

2. Interior Finishes

For Unit C on 2/F and 3/F of Block 11

Item	Description				
		Wall	Floor	Ceiling	
(a) Lobby	Type of finishes for Lift Lobby on LG/F	Natural stone to the exposed surface	Natural stone to the exposed surface	Gypsum board false ceiling in emulsion paint	
	Type of finishes for Private Lift Lobby on G/F				
	Type of finishes for Private Lift Lobby on 2/F	Natural stone, high gloss lacquered finish panel, coloured stainless steel and laminated glass	Natural stone and metal	Wood veneer finish	
		Wall	Ceiling		
(b) Internal Wall and Ceiling	Type of finishes for Living Room and Dining Room	Natural stone, high gloss lacquered finish panel and mirror finish	Gypsum board false ceiling with emulsion paint, textured paint and coloured stainless steel trimming		
	Type of finishes for Bedroom	Master Bedroom: Painted moulding panel, fabric, wallcovering, coloured stainless steel and emulsion paint	Gypsum board false ceiling in emulsion paint with coloured stainless steel trimming		
		Bedroom 1: Wallcovering and coloured stainless steel	Gypsum board false ceiling in emulsion paint		
		Bedroom 2: Wallcovering, coloured stainless steel, wood veneer finish and emulsion paint	Gypsum board false ceiling in emulsion paint with coloured stainless steel trimming		
		Bedroom 3: Metal, wallcovering and fabric			
	Floor	Skirting			
(c) Internal Floor	Material for Living Room and Dining Room	Natural stone and engineered timber	Natural stone and coloured stainless steel		
	Material for Bedroom	Master Bedroom: Natural stone and engineered timber Bedroom 1, Bedroom 2 and Bedroom 3: Engineered timber	Coloured stainless steel		
		Wall	Floor	Ceiling	
(d) Bathroom	(i) Type of finishes	Natural stone, coloured stainless steel and mirror finish	Natural stone	Gypsum board false ceiling in emulsion paint, aluminum ceiling panel with coloured stainless steel border	
	(ii) Whether the wall finishes run up to the ceiling	Run up to the level of false ceiling			
		Wall	Floor	Ceiling	Cooking Bench
(e) Kitchen	(i) Type of finishes	Natural stone	Natural stone	Gypsum board false ceiling in emulsion paint and coloured stainless steel	Natural stone
	(ii) Whether the wall finishes run up to the ceiling	Run up to the level of false ceiling			

23. FITTING, FINISHES AND APPLIANCES 裝置、裝修物料及設備

2. 室內裝修物料

適用於第11座2樓及3樓C單位

細項	描述	牆壁	地板	天花板	
(a) 大堂	於地下低層之升降機大堂裝修物料之類型	外露位置鋪設天然石	外露位置鋪設天然石	石膏板假天花髹上乳膠漆	
	於地下之私人升降機大堂裝修物料之類型				
	於2樓之私人升降機大堂裝修物料之類型	天然石、高光焗漆飾面板、有色不銹鋼及夾層玻璃	天然石及金屬	木皮飾面	
		牆壁	天花板		
(b) 內牆及天花板	客廳及飯廳裝修物料之類型	天然石、高光焗漆飾面板及鏡飾面	石膏板假天花髹上乳膠漆、特色漆及有色不銹鋼飾邊		
	睡房裝修物料之類型	主人睡房： 油漆模型面板、布料、牆紙、有色不銹鋼及乳膠漆	石膏板假天花髹上乳膠漆配有色不銹鋼飾邊		
		睡房1： 牆紙及有色不銹鋼	石膏板假天花髹上乳膠漆		
		睡房2： 牆紙、有色不銹鋼、木皮飾面及乳膠漆	石膏板假天花髹上乳膠漆配有色不銹鋼飾邊		
		睡房3： 金屬、牆紙及布料			
		地板	牆腳線		
(c) 內部地板	客廳及飯廳的用料	天然石及複合木	天然石及有色不銹鋼		
	睡房的用料	主人睡房： 天然石材及複合木 睡房1、睡房2及睡房3： 複合木	有色不銹鋼		
		牆壁	地板	天花板	
(d) 浴室	(i) 裝修物料之類型	天然石、有色不銹鋼及鏡飾面	天然石	石膏板假天花髹上乳膠漆、鋁質天花面板配有色不銹鋼圍邊	
	(ii) 牆壁的裝修物料是否鋪至天花板	鋪砌至假天花底			
		牆壁	地板	天花板	灶台
(e) 廚房	(i) 裝修物料之類型	天然石	天然石	石膏板假天花髹上乳膠漆及有色不銹鋼	天然石
	(ii) 牆壁的裝修物料是否鋪至天花板	鋪砌至假天花底			

23. FITTING, FINISHES AND APPLIANCES
裝置、裝修物料及設備

3. Interior Fittings

For Unit A on G/F and 1/F of Block 1, Unit B on G/F and 1/F of Block 1, Unit A on G/F and 1/F of Block 2 and Unit B on G/F and 1/F of Block 2

Item	Description		Material	Finishes	Accessories	
(a) Doors	Main Entrance door		Solid core timber door with hardwood frame	Wood veneer finish	Hinges, lockset, handle, door viewer, door closer and flush bolt	
	Master Bedroom, Bedroom 1, Bedroom 2, Bedroom 3, Master Bathroom and Bathroom 2 door		Solid core timber door with hardwood frame	Paint	Hinges, lockset and handle	
	Kitchen door		Solid core timber door with hardwood frame and glass vision panel	Paint	Hinges, handle and door closer	
	Bathroom 1 and Powder Room door		Solid core timber door with hardwood frame and louver	Paint	Hinges, lockset and handle	
	Maid Room door		Solid core timber sliding door with hardwood frame	Paint	Lockset and sliding track	
	Store door		Solid core timber door with hardwood frame	Paint and natural stone	Hinges, lockset, handle and door closer	
	Lavatory door		Frosted glass bi-folding door with aluminum frame and louver	Powder coated paint finish	Lockset, handle and sliding track	
	Lift Entrance on First Floor		Aluminium alloy and stainless steel roller shutter	Polycarbonate	Sliding track	
	Door from Garden to Living Room and Door from Master Bedroom to Balcony		Aluminium framed glass sliding door	Fluorocarbon coating	Lockset, handle and sliding track	
	Door from Garden to Dining Room		Aluminium framed glass door	Fluorocarbon coating	Hinges, lockset, handle and flush bolt	
	Door from Garden to Planter (Common)		Tempered glass door	Not applicable	Hinges and lockset	
		Fittings and equipments	Type	Material		
(b) Bathroom	(i) Type and material of fittings and equipment	Cabinet	Master Bathroom, Bathroom 1 and Bathroom 2	Basin cabinet	Natural stone, wood and metal	
			Basin cabinet countertop	Natural stone		
			Mirror cabinet	Natural stone, wood, mirror, glass and metal		
		Sanitary fittings	Master Bathroom, Bathroom 1 and Bathroom 2	Toilet paper holder	Metal	
				Robe hook	Metal	
				Towel bar	Metal	
				Wash basin	Vitreous china	
				Wash basin mixer	Metal	
				Water closet	Vitreous china	
	Towel warmer (For Master Bathroom only)	Metal				
	(ii) Type and material of water supply system		Copper pipes with thermal insulation for both cold and hot water supply system			
	(iii) Type and material of bathing facilities (including shower or bath tub, if applicable)	Shower compartment		Master Bathroom: Tempered glass with stainless steel frame		
		Bath tub mixer, shower mixer, shower set and rain shower		Metal		
Bath tub		Enamelled steel				
(iv) Size of bath tub (if applicable)		Master Bathroom, Bathroom 1 and Bathroom 2	1600mm (L) x 700mm (W) x 420mm (H)			

23. FITTING, FINISHES AND APPLIANCES 裝置、裝修物料及設備

3. 室內裝置

適用於第1座地下及1樓A單位、第1座地下及1樓B單位、第2座地下及1樓A單位及第2座地下及1樓B單位

細項	描述				
		用料	裝修物料	配件	
(a) 門	主入口大門		實心木門配實木門框	木皮飾面	門鉸、門鎖、手柄、防盜眼、氣鼓及天地栓
	主人睡房、睡房1、睡房2、睡房3、主人浴室及浴室2門		實心木門配實木門框	油漆	門鉸、門鎖及手柄
	廚房門		實心木門配實木門框及玻璃視窗	油漆	門鉸、手柄及氣鼓
	浴室1及化妝間門		實心木門配實木門框及百葉	油漆	門鉸、門鎖及手柄
	工人房門		實心木趟門配實木門框	油漆	門鎖及趟軌
	儲物房門		實心木門配實木門框	油漆及天然石	門鉸、門鎖、手柄及氣鼓
	洗手間門		磨砂玻璃雙摺門配鋁框及百葉	粉末塗漆飾面	門鎖、手柄及趟軌
	1樓升降機入口		鋁合金及不銹鋼捲閘	聚碳酸酯	趟軌
	花園往客廳的門及主人睡房往露台的門		鋁框玻璃趟門	氟碳塗層	門鎖、手柄及趟軌
	花園往餐廳的門		鋁框玻璃門	氟碳塗層	門鉸、門鎖、手柄及天地栓
	花園往花槽(公用)的門		強化玻璃	不適用	門鉸及門鎖
(b) 浴室	(i) 裝置及設備的類型及用料	櫃	主人浴室、浴室1及浴室2	洗手盆櫃	天然石、木材及金屬
				洗手盆櫃檯面	天然石
				鏡櫃	天然石、木材、鏡、玻璃及金屬
		潔具	主人浴室、浴室1及浴室2	廁紙架	金屬
				掛勾	金屬
				毛巾棍	金屬
				洗手盆	陶瓷
				洗手盆水龍頭	金屬
	坐廁			陶瓷	
	毛巾暖架(只適用於主人浴室)			金屬	
	(ii) 供水系統的類型及用料		冷熱水供水系統採用配有隔熱層之銅喉		
	(iii) 沐浴設施(包括花灑或浴缸, 如適用的話)	淋浴間	主人浴室: 強化玻璃配不銹鋼支架		
		浴缸水龍頭、淋浴間水龍頭、花灑套裝及雨淋花灑	金屬		
浴缸		搪瓷鋼鐵			
(iv) 浴缸大小(如適用的話)		主人浴室、浴室1及浴室2	1600毫米(長) x 700毫米(闊) x 420毫米(高)		

23. FITTING, FINISHES AND APPLIANCES
裝置、裝修物料及設備

3. Interior Fittings

For Unit A on G/F and 1/F of Block 1, Unit B on G/F and 1/F of Block 1, Unit A on G/F and 1/F of Block 2 and Unit B on G/F and 1/F of Block 2

Item	Description		Material	
(c) Kitchen	(i) Material of sink unit		Stainless steel	
	(ii) Material of water supply system		Copper pipes with thermal insulation for both cold and hot water supply system	
		Material	Finishes	
	(iii) Kitchen cabinet	Corian stone and timber	Corian stone and high gloss lacquered	
	(iv) Type of all other fittings and equipment	Other fittings	Sink mixer	
		Fittings	Type	Material
(d) Bedroom	Type and material of fittings (including built-in wardrobe)	Not Applicable		
(e) Telephone	Location and number of connection points	Please refer to the "Schedule of Mechanical and Electrical Provisions for Residential Properties"		
(f) Aerials	Location and number of connection points	Please refer to the "Schedule of Mechanical and Electrical Provisions for Residential Properties"		
(g) Electrical Installations	(i) Electrical fittings (including safety devices)	Electrical fittings	Faceplate for all switches and power sockets	
		Safety devices	Three-phase electricity supply board with miniature circuit breakers is provided	
	(ii) Whether conduits are concealed or exposed	Conduits are partly concealed and partly exposed. Other than those parts of the conduits concealed within concrete, the rest of the conduit are exposed. Exposed conduits may be covered or hidden by false ceilings, bulkheads, cabinets, cladding, non-concrete partition walls, designated pipe ducts or other materials		
	(iii) Location and number of power points and air-conditioner points	Please refer to the "Schedule of Mechanical and Electrical Provisions for Residential Properties"		
(h) Gas Supply	Type	Towngas		
	System	Gas supply pipe is connected to gas cooker hob		
	Location	For the location of gas cooker hob, please refer to the "Appliances Schedule"		
(i) Washing Machine Connection Point	Location	Please refer to the "Schedule of Mechanical and Electrical Provisions for Residential Properties"		
	Design	Water point of a design of 22mm in diameter and drain point of a design of 40mm in diameter for washing machine are provided		
(j) Water Supply	(i) Material of water pipes	Copper pipes with thermal insulation for both cold and hot water supply system		
	(ii) Whether water pipes are concealed or exposed	Copper water pipes are partly concealed and partly exposed. Other than those parts of the water pipes concealed within concrete, the rest of the water pipes are exposed. The exposed water pipes may be covered or hidden by false ceilings, bulkheads, cabinets, claddings, non-concrete partition walls, designated pipe ducts or other materials		
	(iii) Whether hot water is available	Hot water is available		

23. FITTING, FINISHES AND APPLIANCES 裝置、裝修物料及設備

3. 室內裝置

適用於第1座地下及1樓A單位、第1座地下及1樓B單位、第2座地下及1樓A單位及第2座地下及1樓B單位

細項	描述		用料	
(c) 廚房	(i) 洗滌盆的用料		不銹鋼	
	(ii) 供水系統的用料		冷熱水供水系統採用配有隔熱層之銅喉	
		用料	裝修物料	
	(iii) 廚櫃	可麗耐石材及木材	可麗耐石材及高光漆	
	(iv) 所有其他裝置及設備的類型	其他裝置	洗手盆水龍頭	
		裝置	類型	用料
(d) 睡房	裝置(包括嵌入式衣櫃)的類型及用料	不適用		
(e) 電話	接駁點的位置及數目	請參閱「住宅單位機電裝置說明表」		
(f) 天線	接駁點的位置及數目	請參閱「住宅單位機電裝置說明表」		
(g) 電力裝置	(i) 供電附件(包括安全裝置)	供電附件	所有開關掣及插座之面板	
		安全裝置	有提供三相電力並安裝微型斷路器	
	(ii) 導管是隱藏或外露	導管是部分隱藏及部分外露。除部分隱藏於混凝土內之導管外，其他部分的導管均為外露。外露的導管可能被假天花、假陣、貯存櫃、覆蓋層、非混凝土間牆、指定之槽位或其他物料遮蓋或隱藏		
	(iii) 電插座及空調機接駁點的位置及數目	請參閱「住宅單位機電裝置說明表」		
(h) 氣體供應	類型	煤氣		
	系統	煤氣供應喉接駁煤氣煮食爐		
	位置	煤氣煮食爐位置，請參閱「設備說明表」		
(i) 洗衣機接駁點	位置	請參閱「住宅單位機電裝置說明表」		
	設計	設有洗衣機直徑40毫米之去水接駁喉位及直徑22毫米之來水接駁喉位		
(j) 供水	(i) 水管的用料	冷熱水供水系統採用配有隔熱層之銅喉		
	(ii) 水管是隱藏或外露	水管是部分隱藏及部分外露。除部分隱藏於混凝土內之水管外，其他部分的水管均為外露。外露的水管可能被假天花、假陣、貯存櫃、覆蓋層、非混凝土間牆、指定之槽位或其他物料遮蓋或隱藏		
	(iii) 有否熱水供應	有熱水供應		

23. FITTING, FINISHES AND APPLIANCES
裝置、裝修物料及設備

3. Interior Fittings

For Unit A on 2/F and 3/F of Block 1, Unit A on 2/F and 3/F of Block 2 and Unit B on 2/F and 3/F of Block 2

Item	Description		Material	Finishes	Accessories
(a) Doors	Main Entrance door		Solid core timber door with hardwood frame	Wood veneer finish	Hinges, lockset, handle, door viewer, door closer and flush bolt
	Door from Private Lift Lobby to Common Area		Solid core timber door with hardwood frame	Wood veneer finish	Hinges, lockset, handle and door closer
	Master Bedroom, Bedroom 1, Bedroom 2, Bedroom 3, Master Bathroom and Bathroom 2 door		Solid core timber door with hardwood frame	Paint	Hinges, lockset and handle
	Kitchen door		Solid core timber door with hardwood frame and glass vision panel	Paint	Hinges, handle and door closer
	Bathroom 1 and Powder Room door		Solid core timber door with hardwood frame and louver	Paint	Hinges, lockset and handle
	Door from Maid Room to Common Area		Solid core timber door with hardwood frame	Paint	Hinges, lockset, handle and door closer
	Maid Room door		Solid core timber door with hardwood frame	Paint and natural stone	Hinges, lockset, handle and door closer
	Store 1 door		Solid core timber door with hardwood frame	Paint	Hinges, lockset, handle and door closer
	Lavatory door		Frosted glass bi-folding door with aluminum frame	Powder coated paint finish	Lockset, handle and sliding track
	Lift Entrance on Third Floor		Aluminium alloy and stainless steel roller shutter	Polycarbonate	Sliding track
	Door from Staircase on Second Floor to Roof		Aluminium framed glass door	Fluorocarbon coating	Hinges, lockset and handle
	Door from Living Room and Dining Room to Balcony and Door from Master Bedroom to Balcony		Aluminium framed glass sliding door	Fluorocarbon coating	Lockset, handle and sliding track
	Door to Open Air Air-Conditioner Plant		Aluminium framed grille door	Fluorocarbon coating	Hinges and lockset
		Fittings and equipments		Type	Material
(b) Bathroom	(i) Type and material of fittings and equipment	Cabinet	Master Bathroom, Bathroom 1 and Bathroom 2	Basin cabinet	Natural stone, wood and metal
				Basin cabinet countertop	Natural stone
	Mirror cabinet			Natural stone, wood, mirror, glass and metal	
	Sanitary fittings	Master Bathroom, Bathroom 1 and Bathroom 2	Toilet paper holder	Metal	
			Robe hook	Metal	
			Towel bar	Metal	
			Wash basin	Vitreous china	
			Wash basin mixer	Metal	
			Water closet	Vitreous china	
	Towel warmer (For Master Bathroom only)	Metal			
(ii) Type and material of water supply system	Copper pipes with thermal insulation for both cold and hot water supply system				
(iii) Type and material of bathing facilities (including shower or bath tub, if applicable)	Shower compartment		Master Bathroom: Tempered glass with stainless steel frame		
	Bath tub mixer, shower mixer, shower set and rain shower		Metal		
	Bath tub		Enamelled steel		
(iv) Size of bath tub (if applicable)	Master Bathroom, Bathroom 1 and Bathroom 2		1600mm (L) x 700mm (W) x 420mm (H)		

23. FITTING, FINISHES AND APPLIANCES 裝置、裝修物料及設備

3. 室內裝置

適用於第1座2樓及3樓A單位、第2座2樓及3樓A單位及第2座2樓及3樓B單位

細項	描述		用料	裝修物料	配件
(a) 門	主入口大門		實心木門配實木門框	木皮飾面	門鉸、門鎖、手柄、防盜眼、氣鼓及天地栓
	私人升降機大堂往公用地方的門		實心木門配實木門框	木皮飾面	門鉸、門鎖、手柄及氣鼓
	主人睡房、睡房1、睡房2、睡房3、主人浴室及浴室2門		實心木門配實木門框	油漆	門鉸、門鎖及手柄
	廚房門		實心木門配實木門框及玻璃視窗	油漆	門鉸、手柄及氣鼓
	浴室1及化妝間門		實心木門配實木門框及百葉	油漆	門鉸、門鎖及手柄
	工人房往公用地方的門		實心木門配實木門框	油漆	門鉸、門鎖、手柄及氣鼓
	工人房門		實心木門配實木門框	油漆及天然石	門鉸、門鎖、手柄及氣鼓
	儲物房1門		實心木門配實木門框	油漆	門鉸、門鎖、手柄及氣鼓
	洗手間門		磨砂玻璃雙摺門配鋁框	粉末塗漆飾面	門鎖、手柄及趟軌
	3樓升降機入口		鋁合金及不銹鋼捲閘	聚碳酸酯	趟軌
	2樓樓梯往天台的門		鋁框玻璃門	氟碳塗層	門鉸、門鎖及手柄
	客廳及飯廳往露台的門及主人睡房往露台的門		鋁框玻璃趟門	氟碳塗層	門鎖、手柄及趟軌
	往室外冷氣機設備的門		鋁框格柵門	氟碳塗層	門鉸及門鎖
		裝置及設備	類型	用料	
(b) 浴室	(i) 裝置及設備的類型及用料	櫃	主人浴室、浴室1及浴室2	洗手盆櫃	天然石、木材及金屬
				洗手盆櫃檯面	天然石
				鏡櫃	天然石、木材、鏡、玻璃及金屬
	(i) 裝置及設備的類型及用料	潔具	主人浴室、浴室1及浴室2	廁紙架	金屬
				掛勾	金屬
				毛巾棍	金屬
				洗手盆	陶瓷
				洗手盆水龍頭	金屬
				坐廁	陶瓷
				毛巾暖架(只適用於主人浴室)	金屬
(ii) 供水系統的類型及用料	冷熱水供水系統採用配有隔熱層之銅喉				
(iii) 沐浴設施(包括花灑或浴缸,如適用的話)	淋浴間	主人浴室: 強化玻璃配不銹鋼支架			
	浴缸水龍頭、淋浴間水龍頭、花灑套裝及雨淋花灑	金屬			
	浴缸	搪瓷鋼鐵			
(iv) 浴缸大小(如適用的話)	主人浴室、浴室1及浴室2		1600毫米(長) x 700毫米(闊) x 420毫米(高)		

23. FITTING, FINISHES AND APPLIANCES
裝置、裝修物料及設備

3. Interior Fittings

For Unit A on 2/F and 3/F of Block 1, Unit A on 2/F and 3/F of Block 2 and Unit B on 2/F and 3/F of Block 2

Item	Description		Material
(c) Kitchen	(i) Material of sink unit		Stainless steel
	(ii) Material of water supply system		Copper pipes with thermal insulation for both cold and hot water supply system
		Material	Finishes
	(iii) Kitchen cabinet	Corian stone and timber	Corian stone and high gloss lacquered
	(iv) Type of all other fittings and equipment	Other fittings	Sink mixer
		Fittings	Type Material
(d) Bedroom	Type and material of fittings (including built-in wardrobe)	Not Applicable	
(e) Telephone	Location and number of connection points	Please refer to the "Schedule of Mechanical and Electrical Provisions for Residential Properties"	
(f) Aerials	Location and number of connection points	Please refer to the "Schedule of Mechanical and Electrical Provisions for Residential Properties"	
(g) Electrical Installations	(i) Electrical fittings (including safety devices)	Electrical fittings	Faceplate for all switches and power sockets
		Safety devices	Three-phase electricity supply board with miniature circuit breakers is provided
	(ii) Whether conduits are concealed or exposed	Conduits are partly concealed and partly exposed. Other than those parts of the conduits concealed within concrete, the rest of the conduit are exposed. Exposed conduits may be covered or hidden by false ceilings, bulkheads, cabinets, cladding, non-concrete partition walls, designated pipe ducts or other materials	
	(iii) Location and number of power points and air-conditioner points	Please refer to the "Schedule of Mechanical and Electrical Provisions for Residential Properties"	
(h) Gas Supply	Type	Towngas	
	System	Gas supply pipe is connected to gas cooker hob	
	Location	For the location of gas cooker hob, please refer to the "Appliances Schedule"	
(i) Washing Machine Connection Point	Location	Please refer to the "Schedule of Mechanical and Electrical Provisions for Residential Properties"	
	Design	Water point of a design of 22mm in diameter and drain point of a design of 40mm in diameter for washing machine are provided	
(j) Water Supply	(i) Material of water pipes	Copper pipes with thermal insulation for both cold and hot water supply system	
	(ii) Whether water pipes are concealed or exposed	Copper water pipes are partly concealed and partly exposed. Other than those parts of the water pipes concealed within concrete, the rest of the water pipes are exposed. The exposed water pipes may be covered or hidden by false ceilings, bulkheads, cabinets, claddings, non-concrete partition walls, designated pipe ducts or other materials	
	(iii) Whether hot water is available	Hot water is available	

23. FITTING, FINISHES AND APPLIANCES 裝置、裝修物料及設備

3. 室內裝置

適用於第1座2樓及3樓A單位、第2座2樓及3樓A單位及第2座2樓及3樓B單位

細項	描述		用料	
(c) 廚房	(i) 洗滌盆的用料		不銹鋼	
	(ii) 供水系統的用料		冷熱水供水系統採用配有隔熱層之銅喉	
		用料	裝修物料	
	(iii) 廚櫃	可麗耐石材及木材	可麗耐石材及高光漆	
	(iv) 所有其他裝置及設備的類型	其他裝置	洗手盆水龍頭	
		裝置	類型	用料
(d) 睡房	裝置(包括嵌入式衣櫃)的類型及用料	不適用		
(e) 電話	接駁點的位置及數目	請參閱「住宅單位機電裝置說明表」		
(f) 天線	接駁點的位置及數目	請參閱「住宅單位機電裝置說明表」		
(g) 電力裝置	(i) 供電附件(包括安全裝置)	供電附件	所有開關掣及插座之面板	
		安全裝置	有提供三相電力並安裝微型斷路器	
	(ii) 導管是隱藏或外露	導管是部分隱藏及部分外露。除部分隱藏於混凝土內之導管外，其他部分的導管均為外露。外露的導管可能被假天花、假陣、貯存櫃、覆蓋層、非混凝土間牆、指定之槽位或其他物料遮蓋或隱藏		
	(iii) 電插座及空調機接駁點的位置及數目	請參閱「住宅單位機電裝置說明表」		
(h) 氣體供應	類型	煤氣		
	系統	煤氣供應喉接駁煤氣煮食爐		
	位置	煤氣煮食爐位置，請參閱「設備說明表」		
(i) 洗衣機接駁點	位置	請參閱「住宅單位機電裝置說明表」		
	設計	設有洗衣機直徑40毫米之去水接駁喉位及直徑22毫米之來水接駁喉位		
(j) 供水	(i) 水管的用料	冷熱水供水系統採用配有隔熱層之銅喉		
	(ii) 水管是隱藏或外露	水管是部分隱藏及部分外露。除部分隱藏於混凝土內之水管外，其他部分的水管均為外露。外露的水管可能被假天花、假陣、貯存櫃、覆蓋層、非混凝土間牆、指定之槽位或其他物料遮蓋或隱藏		
	(iii) 有否熱水供應	有熱水供應		

23. FITTING, FINISHES AND APPLIANCES
裝置、裝修物料及設備

3. Interior Fittings

For Unit A on G/F of Block 3, Unit B on G/F of Block 3, Unit A on G/F of Block 5 and Unit B on G/F of Block 5

Item	Description		Material	Finishes	Accessories
(a) Doors	Main Entrance door		Solid core timber door with hardwood frame	Paint	Hinges, lockset, handle, door viewer, door closer and flush bolt
	Master Bedroom and Bedroom 1 door		Solid core timber door with hardwood frame	Paint	Hinges, lockset and handle
	Kitchen door		Solid core timber door with hardwood frame and glass vision panel	Paint	Hinges, handle and door closer
	Master Bathroom and Bathroom 1 door		Solid core timber door with hardwood frame and louver	Paint	Hinges, lockset and handle
	Store door		Solid core timber sliding door with hardwood frame	Paint	Lockset and sliding track
	Door from Garden to Living Room and Dining Room		Aluminium framed glass sliding door	Fluorocarbon coating	Lockset, handle and sliding track
	Door from Garden to Planter (Common)		Tempered glass door	Not applicable	Hinges and lockset
		Fittings and equipments		Type	Material
(b) Bathroom	(i) Type and material of fittings and equipment	Cabinet	Master Bathroom and Bathroom 1	Basin cabinet	Natural stone, wood and metal
				Basin cabinet countertop	Natural stone
				Mirror cabinet	Natural stone, wood, mirror, glass and metal
	(i) Type and material of fittings and equipment	Sanitary fittings	Master Bathroom and Bathroom 1	Toilet paper holder	Metal
				Robe hook	Metal
				Towel bar	Metal
				Wash basin	Vitreous china
				Wash basin mixer	Metal
				Water closet	Vitreous china
				Towel warmer (For Master Bathroom only)	Metal
	(ii) Type and material of water supply system	Copper pipes with thermal insulation for both cold and hot water supply system			
(iii) Type and material of bathing facilities (including shower or bath tub, if applicable)	Shower compartment		Bathroom 1: Tempered glass with stainless steel frame		
	Bath tub mixer, shower mixer, shower set and rain shower		Metal		
	Bath tub		Enamelled steel		
(iv) Size of bath tub (if applicable)	Master Bathroom		1600mm (L) x 700mm (W) x 420mm (H)		

23. FITTING, FINISHES AND APPLIANCES 裝置、裝修物料及設備

3. 室內裝置

適用於第3座地下A單位、第3座地下B單位、第5座地下A單位及第5座地下B單位

細項	描述				
		用料	裝修物料	配件	
(a) 門	主入口大門		實心木門配實木門框	油漆	門鉸、門鎖、手柄、防盜眼、氣鼓及天地栓
	主人睡房及睡房1門		實心木門配實木門框	油漆	門鉸、門鎖及手柄
	廚房門		實心木門配實木門框及玻璃視窗	油漆	門鉸、手柄及氣鼓
	主人浴室及浴室1門		實心木門配實木門框及百葉	油漆	門鉸、門鎖及手柄
	儲物房門		實心木趟門配實木門框	油漆	門鎖及趟軌
	花園往客廳及飯廳的門		鋁框玻璃趟門	氟碳塗層	門鎖、手柄及趟軌
	花園往花槽(公用)的門		強化玻璃	不適用	門鉸及門鎖
		裝置及設備		類型	用料
(b) 浴室	(i) 裝置及設備的類型及用料	櫃	主人浴室及浴室1	洗手盆櫃	天然石、木材及金屬
				洗手盆櫃檯面	天然石
				鏡櫃	天然石、木材、鏡、玻璃及金屬
	(i) 裝置及設備的類型及用料	潔具	主人浴室及浴室1	廁紙架	金屬
				掛勾	金屬
				毛巾棍	金屬
				洗手盆	陶瓷
				洗手盆水龍頭	金屬
				坐廁	陶瓷
				毛巾暖架(只適用於主人浴室)	金屬
(ii) 供水系統的類型及用料	冷熱水供水系統採用配有隔熱層之銅喉				
(iii) 沐浴設施(包括花灑或浴缸, 如適用的話)	淋浴間		浴室1: 強化玻璃配不銹鋼支架		
	浴缸水龍頭、淋浴間水龍頭、花灑套裝及雨淋花灑		金屬		
	浴缸		搪瓷鋼鐵		
(iv) 浴缸大小(如適用的話)	主人浴室		1600毫米(長) x 700毫米(闊) x 420毫米(高)		

23. FITTING, FINISHES AND APPLIANCES
裝置、裝修物料及設備

3. Interior Fittings

For Unit A on G/F of Block 3, Unit B on G/F of Block 3, Unit A on G/F of Block 5 and Unit B on G/F of Block 5

Item	Description		Material
(c) Kitchen	(i) Material of sink unit		Stainless steel
	(ii) Material of water supply system		Copper pipes with thermal insulation for both cold and hot water supply system
		Material	Finishes
	(iii) Kitchen cabinet	Corian stone and timber	Corian stone and high gloss lacquered
	(iv) Type of all other fittings and equipment	Other fittings	Sink mixer
		Fittings	Type Material
(d) Bedroom	Type and material of fittings (including built-in wardrobe)	Not Applicable	
(e) Telephone	Location and number of connection points	Please refer to the "Schedule of Mechanical and Electrical Provisions for Residential Properties"	
(f) Aerials	Location and number of connection points	Please refer to the "Schedule of Mechanical and Electrical Provisions for Residential Properties"	
(g) Electrical Installations	(i) Electrical fittings (including safety devices)	Electrical fittings	Faceplate for all switches and power sockets
		Safety devices	Three-phase electricity supply board with miniature circuit breakers is provided
	(ii) Whether conduits are concealed or exposed	Conduits are partly concealed and partly exposed. Other than those parts of the conduits concealed within concrete, the rest of the conduit are exposed. Exposed conduits may be covered or hidden by false ceilings, bulkheads, cabinets, cladding, non-concrete partition walls, designated pipe ducts or other materials	
	(iii) Location and number of power points and air-conditioner points	Please refer to the "Schedule of Mechanical and Electrical Provisions for Residential Properties"	
(h) Gas Supply	Type	Towngas	
	System	Gas supply pipe is connected to gas cooker hob	
	Location	For the location of gas cooker hob, please refer to the "Appliances Schedule"	
(i) Washing Machine Connection Point	Location	Please refer to the "Schedule of Mechanical and Electrical Provisions for Residential Properties"	
	Design	Water point of a design of 22mm in diameter and drain point of a design of 40mm in diameter for washing machine are provided	
(j) Water Supply	(i) Material of water pipes	Copper pipes with thermal insulation for both cold and hot water supply system	
	(ii) Whether water pipes are concealed or exposed	Copper water pipes are partly concealed and partly exposed. Other than those parts of the water pipes concealed within concrete, the rest of the water pipes are exposed. The exposed water pipes may be covered or hidden by false ceilings, bulkheads, cabinets, claddings, non-concrete partition walls, designated pipe ducts or other materials	
	(iii) Whether hot water is available	Hot water is available	

23. FITTING, FINISHES AND APPLIANCES 裝置、裝修物料及設備

3. 室內裝置

適用於第3座地下A單位、第3座地下B單位、第5座地下A單位及第5座地下B單位

細項	描述		用料	
(c) 廚房	(i) 洗滌盆的用料		不銹鋼	
	(ii) 供水系統的用料		冷熱水供水系統採用配有隔熱層之銅喉	
		用料	裝修物料	
	(iii) 廚櫃	可麗耐石材及木材	可麗耐石材及高光漆	
	(iv) 所有其他裝置及設備的類型	其他裝置	洗手盆水龍頭	
		裝置	類型	用料
(d) 睡房	裝置(包括嵌入式衣櫃)的類型及用料	不適用		
(e) 電話	接駁點的位置及數目	請參閱「住宅單位機電裝置說明表」		
(f) 天線	接駁點的位置及數目	請參閱「住宅單位機電裝置說明表」		
(g) 電力裝置	(i) 供電附件(包括安全裝置)	供電附件	所有開關掣及插座之面板	
		安全裝置	有提供三相電力並安裝微型斷路器	
	(ii) 導管是隱藏或外露	導管是部分隱藏及部分外露。除部分隱藏於混凝土內之導管外，其他部分的導管均為外露。外露的導管可能被假天花、假陣、貯存櫃、覆蓋層、非混凝土間牆、指定之槽位或其他物料遮蓋或隱藏		
	(iii) 電插座及空調機接駁點的位置及數目	請參閱「住宅單位機電裝置說明表」		
(h) 氣體供應	類型	煤氣		
	系統	煤氣供應喉接駁煤氣煮食爐		
	位置	煤氣煮食爐位置，請參閱「設備說明表」		
(i) 洗衣機接駁點	位置	請參閱「住宅單位機電裝置說明表」		
	設計	設有洗衣機直徑40毫米之去水接駁喉位及直徑22毫米之來水接駁喉位		
(j) 供水	(i) 水管的用料	冷熱水供水系統採用配有隔熱層之銅喉		
	(ii) 水管是隱藏或外露	水管是部分隱藏及部分外露。除部分隱藏於混凝土內之水管外，其他部分的水管均為外露。外露的水管可能被假天花、假陣、貯存櫃、覆蓋層、非混凝土間牆、指定之槽位或其他物料遮蓋或隱藏		
	(iii) 有否熱水供應	有熱水供應		

23. FITTING, FINISHES AND APPLIANCES
裝置、裝修物料及設備

3. Interior Fittings

For Unit A on 1/F and 2/F of Block 3, Unit B on 1/F and 2/F of Block 3, Unit A on 1/F and 2/F of Block 5 and Unit B on 1/F and 2/F of Block 5

Item	Description		Material	Finishes	Accessories
(a) Doors	Main Entrance door		Solid core timber door with hardwood frame	Wood veneer finish	Hinges, lockset, handle, door viewer, door closer and flush bolt
	Door from Private Lift Lobby to Common Area		Solid core timber door with hardwood frame	Wood veneer finish	Hinges, lockset, handle and door closer
	Master Bedroom, Bedroom 1, Bedroom 2, Bedroom 3, Master Bathroom and Bathroom 2 door		Solid core timber door with hardwood frame	Paint	Hinges, lockset and handle
	Kitchen door		Solid core timber door with hardwood frame and glass vision panel	Paint	Hinges, handle and door closer
	Bathroom 1 and Powder Room door		Solid core timber door with hardwood frame and louver	Paint	Hinges, lockset and handle
	Door from Maid Room to Common Area		Solid core timber door with hardwood frame	Paint	Hinges, lockset, handle and door closer
	Maid Room door		Solid core timber door with hardwood frame	Paint and natural stone	Hinges, lockset, handle and door closer
	Store door		Solid core timber door with hardwood frame	Paint and natural stone	Hinges, lockset, handle and door closer
	Lavatory door		Frosted glass bi-folding door with aluminum frame	Powder coated paint finish	Lockset, handle and sliding track
	Lift Entrance on Second Floor		Aluminium alloy and stainless steel roller shutter	Polycarbonate	Sliding track
Door from Living Room and Dining Room to Balcony and Door from Master Bedroom to Balcony		Aluminium framed glass sliding door	Fluorocarbon coating	Lockset, handle and sliding track	
		Fittings and equipments		Type	Material
(b) Bathroom	(i) Type and material of fittings and equipment	Cabinet	Master Bathroom, Bathroom 1 and Bathroom 2	Basin cabinet	Natural stone, wood and metal
				Basin cabinet countertop	Natural stone
				Mirror cabinet	Natural stone, wood, mirror, glass and metal
	Sanitary fittings	Master Bathroom, Bathroom 1 and Bathroom 2	Toilet paper holder	Metal	
			Robe hook	Metal	
			Towel bar	Metal	
			Wash basin	Vitreous china	
			Wash basin mixer	Metal	
			Water closet	Vitreous china	
			Towel warmer (For Master Bathroom only)	Metal	
(ii) Type and material of water supply system	Copper pipes with thermal insulation for both cold and hot water supply system				
(iii) Type and material of bathing facilities (including shower or bath tub, if applicable)	Shower compartment		Master Bathroom: Tempered glass with stainless steel frame		
	Bath tub mixer, shower mixer, shower set and rain shower		Metal		
	Bath tub		Enamelled steel		
(iv) Size of bath tub (if applicable)	Master Bathroom, Bathroom 1 and Bathroom 2		1600mm (L) x 700mm (W) x 420mm (H)		

23. FITTING, FINISHES AND APPLIANCES 裝置、裝修物料及設備

3. 室內裝置

適用於第3座1樓及2樓A單位、第3座1樓及2樓B單位、第5座1樓及2樓A單位及第5座1樓及2樓B單位

細項	描述		用料	裝修物料	配件
(a) 門	主入口大門		實心木門配實木門框	木皮飾面	門鉸、門鎖、手柄、防盜眼、氣鼓及天地栓
	私人升降機大堂往公用地方的門		實心木門配實木門框	木皮飾面	門鉸、門鎖、手柄及氣鼓
	主人睡房、睡房1、睡房2、睡房3、主人浴室及浴室2門		實心木門配實木門框	油漆	門鉸、門鎖及手柄
	廚房門		實心木門配實木門框及玻璃視窗	油漆	門鉸、手柄及氣鼓
	浴室1及化妝間門		實心木門配實木門框及百葉	油漆	門鉸、門鎖及手柄
	工人房往公用地方的門		實心木門配實木門框	油漆	門鉸、門鎖、手柄及氣鼓
	工人房門		實心木門配實木門框	油漆及天然石	門鉸、門鎖、手柄及氣鼓
	儲物房門		實心木門配實木門框	油漆及天然石	門鉸、門鎖、手柄及氣鼓
	洗手間門		磨砂玻璃雙摺門配鋁框	粉末塗漆飾面	門鎖、手柄及趟軌
	2樓升降機入口		鋁合金及不銹鋼捲閘	聚碳酸酯	趟軌
客廳及飯廳往露台的門及主人睡房往露台的門		鋁框玻璃趟門	氟碳塗層	門鎖、手柄及趟軌	
		裝置及設備	類型	用料	
(b) 浴室	(i) 裝置及設備的類型及用料	櫃	主人浴室、浴室1及浴室2	洗手盆櫃	天然石、木材及金屬
				洗手盆櫃檯面	天然石
				鏡櫃	天然石、木材、鏡、玻璃及金屬
	(i) 裝置及設備的類型及用料	潔具	主人浴室、浴室1及浴室2	廁紙架	金屬
				掛勾	金屬
				毛巾棍	金屬
				洗手盆	陶瓷
				洗手盆水龍頭	金屬
				坐廁	陶瓷
				毛巾暖架(只適用於主人浴室)	金屬
(ii) 供水系統的類型及用料	冷熱水供水系統採用配有隔熱層之銅喉				
(iii) 沐浴設施(包括花灑或浴缸,如適用的話)	淋浴間		主人浴室: 強化玻璃配不銹鋼支架		
	浴缸水龍頭、淋浴間水龍頭、花灑套裝及雨淋花灑		金屬		
	浴缸		搪瓷鋼鐵		
(iv) 浴缸大小(如適用的話)	主人浴室、浴室1及浴室2		1600毫米(長) x 700毫米(闊) x 420毫米(高)		

23. FITTING, FINISHES AND APPLIANCES
裝置、裝修物料及設備

3. Interior Fittings

For Unit A on 1/F and 2/F of Block 3, Unit B on 1/F and 2/F of Block 3, Unit A on 1/F and 2/F of Block 5 and Unit B on 1/F and 2/F of Block 5

Item	Description		
		Material	
(c) Kitchen	(i) Material of sink unit	Stainless steel	
	(ii) Material of water supply system	Copper pipes with thermal insulation for both cold and hot water supply system	
		Material	Finishes
	(iii) Kitchen cabinet	Corian stone and timber	Corian stone and high gloss lacquered
	(iv) Type of all other fittings and equipment	Other fittings	Sink mixer
		Fittings	Type Material
(d) Bedroom	Type and material of fittings (including built-in wardrobe)	Not Applicable	
(e) Telephone	Location and number of connection points	Please refer to the "Schedule of Mechanical and Electrical Provisions for Residential Properties"	
(f) Aerials	Location and number of connection points	Please refer to the "Schedule of Mechanical and Electrical Provisions for Residential Properties"	
(g) Electrical Installations	(i) Electrical fittings (including safety devices)	Electrical fittings	Faceplate for all switches and power sockets
		Safety devices	Three-phase electricity supply board with miniature circuit breakers is provided
	(ii) Whether conduits are concealed or exposed	Conduits are partly concealed and partly exposed. Other than those parts of the conduits concealed within concrete, the rest of the conduit are exposed. Exposed conduits may be covered or hidden by false ceilings, bulkheads, cabinets, cladding, non-concrete partition walls, designated pipe ducts or other materials	
	(iii) Location and number of power points and air-conditioner points	Please refer to the "Schedule of Mechanical and Electrical Provisions for Residential Properties"	
(h) Gas Supply	Type	Towngas	
	System	Gas supply pipe is connected to gas cooker hob	
	Location	For the location of gas cooker hob, please refer to the "Appliances Schedule"	
(i) Washing Machine Connection Point	Location	Please refer to the "Schedule of Mechanical and Electrical Provisions for Residential Properties"	
	Design	Water point of a design of 22mm in diameter and drain point of a design of 40mm in diameter for washing machine are provided	
(j) Water Supply	(i) Material of water pipes	Copper pipes with thermal insulation for both cold and hot water supply system	
	(ii) Whether water pipes are concealed or exposed	Copper water pipes are partly concealed and partly exposed. Other than those parts of the water pipes concealed within concrete, the rest of the water pipes are exposed. The exposed water pipes may be covered or hidden by false ceilings, bulkheads, cabinets, claddings, non-concrete partition walls, designated pipe ducts or other materials	
	(iii) Whether hot water is available	Hot water is available	

23. FITTING, FINISHES AND APPLIANCES 裝置、裝修物料及設備

3. 室內裝置

適用於第3座1樓及2樓A單位、第3座1樓及2樓B單位、第5座1樓及2樓A單位及第5座1樓及2樓B單位

細項	描述		用料		
(c) 廚房	(i) 洗滌盆的用料		不銹鋼		
	(ii) 供水系統的用料		冷熱水供水系統採用配有隔熱層之銅喉		
		用料	裝修物料		
	(iii) 廚櫃	可麗耐石材及木材	可麗耐石材及高光漆		
	(iv) 所有其他裝置及設備的類型	其他裝置	洗手盆水龍頭		
		裝置	類型	用料	
(d) 睡房	裝置(包括嵌入式衣櫃)的類型及用料	不適用			
(e) 電話	接駁點的位置及數目	請參閱「住宅單位機電裝置說明表」			
(f) 天線	接駁點的位置及數目	請參閱「住宅單位機電裝置說明表」			
(g) 電力裝置	(i) 供電附件(包括安全裝置)	供電附件	所有開關掣及插座之面板		
		安全裝置	有提供三相電力並安裝微型斷路器		
	(ii) 導管是隱藏或外露	導管是部分隱藏及部分外露。除部分隱藏於混凝土內之導管外，其他部分的導管均為外露。外露的導管可能被假天花、假陣、貯存櫃、覆蓋層、非混凝土間牆、指定之槽位或其他物料遮蓋或隱藏			
	(iii) 電插座及空調機接駁點的位置及數目	請參閱「住宅單位機電裝置說明表」			
(h) 氣體供應	類型	煤氣			
	系統	煤氣供應喉接駁煤氣煮食爐			
	位置	煤氣煮食爐位置，請參閱「設備說明表」			
(i) 洗衣機接駁點	位置	請參閱「住宅單位機電裝置說明表」			
	設計	設有洗衣機直徑40毫米之去水接駁喉位及直徑22毫米之來水接駁喉位			
(j) 供水	(i) 水管的用料		冷熱水供水系統採用配有隔熱層之銅喉		
	(ii) 水管是隱藏或外露		水管是部分隱藏及部分外露。除部分隱藏於混凝土內之水管外，其他部分的水管均為外露。外露的水管可能被假天花、假陣、貯存櫃、覆蓋層、非混凝土間牆、指定之槽位或其他物料遮蓋或隱藏		
	(iii) 有否熱水供應		有熱水供應		

23. FITTING, FINISHES AND APPLIANCES
裝置、裝修物料及設備

3. Interior Fittings

For Unit A on 3/F of Block 3 and Unit B on 3/F of Block 5

Item	Description				
		Material	Finishes	Accessories	
(a) Doors	Main Entrance door	Solid core timber door with hardwood frame	Wood veneer finish	Hinges, lockset, handle, door viewer, door closer and flush bolt	
	Door from Private Lift Lobby to Common Area	Solid core timber door with hardwood frame	Wood veneer finish	Hinges, lockset, handle and door closer	
	Master Bedroom, Bedroom 1, Bedroom 2, Bedroom 3, Bathroom 1 and Corridor 1 door	Solid core timber door with hardwood frame	Paint	Hinges, lockset and handle	
	Kitchen door	Solid core timber door with hardwood frame and glass vision panel	Paint	Hinges, handle and door closer	
	Master Bathroom, Bathroom 2 and Bathroom 3 door	Solid core timber door with hardwood frame and louver	Paint	Hinges, lockset and handle	
	Store door	Solid core timber door with hardwood frame	Paint and natural stone	Hinges, lockset and handle	
	Lavatory door	Frosted glass bi-folding door with aluminum frame and louver	Powder coated paint finish	Lockset, handle and sliding track	
	Door from Staircase on Second Floor to Roof	Galvanized mild steel door and frame	Powder coated paint finish	Hinges and floor bolt	
	Door from Living Room to Balcony and Door from Dining Room to Balcony	Aluminium framed glass sliding door	Fluorocarbon coating	Lockset, handle and sliding track	
	Door to Open Air Air-Conditioner Plant (For 3/F) and Door to Open Air Air-Conditioner Plant (For 1/F and 2/F)	Aluminium framed grille door	Fluorocarbon coating	Hinges and lockset	
	Fittings and equipments		Type	Material	
(b) Bathroom	(i) Type and material of fittings and equipment	Cabinet	Master Bathroom, Bathroom 1, Bathroom 2 and Bathroom 3	Basin cabinet	Natural stone, wood and metal
				Basin cabinet countertop	Natural stone
				Mirror cabinet	Natural stone, wood, mirror, glass and metal
	Sanitary fittings	Master Bathroom, Bathroom 1, Bathroom 2 and Bathroom 3	Toilet paper holder	Metal	
			Robe hook	Metal	
			Towel bar	Metal	
			Wash basin	Vitreous china	
			Wash basin mixer	Metal	
			Water closet	Vitreous china	
			Towel warmer (For Master Bathroom only)	Metal	
	(ii) Type and material of water supply system	Copper pipes with thermal insulation for both cold and hot water supply system			
	(iii) Type and material of bathing facilities (including shower or bath tub, if applicable)	Shower compartment	Master Bathroom: Tempered glass with stainless steel frame		
		Bath tub mixer, shower mixer, shower set and rain shower	Metal		
Bath tub		Enamelled steel			
(iv) Size of bath tub (if applicable)	Master Bathroom, Bathroom 1, Bathroom 2 and Bathroom 3	1600mm (L) x 700mm (W) x 420mm (H)			

23. FITTING, FINISHES AND APPLIANCES 裝置、裝修物料及設備

3. 室內裝置

適用於第3座3樓A單位及第5座3樓B單位

細項	描述		用料	裝修物料	配件
(a) 門		主入口大門	實心木門配實木門框	木皮飾面	門鉸、門鎖、手柄、防盜眼、氣鼓及天地栓
		私人升降機大堂往公用地方的門	實心木門配實木門框	木皮飾面	門鉸、門鎖、手柄及氣鼓
		主人睡房、睡房1、睡房2、睡房3、浴室1及走廊1門	實心木門配實木門框	油漆	門鉸、門鎖及手柄
		廚房門	實心木門配實木門框及玻璃視窗	油漆	門鉸、手柄及氣鼓
		主人浴室、浴室2及浴室3門	實心木門配實木門框及百葉	油漆	門鉸、門鎖及手柄
		儲物房門	實心木門配實木門框	油漆及天然石	門鉸、門鎖及手柄
		洗手間門	磨砂玻璃雙摺門配鋁框及百葉	粉末塗漆飾面	門鎖、手柄及趟軌
		2樓樓梯往天台的門	鍍鋅低碳鋼門及門框	粉末塗漆飾面	門鉸及地門門
		客廳往露台的門及 飯廳往露台的門	鋁框玻璃趟門	氟碳塗層	門鎖、手柄及趟軌
	往室外冷氣機設備的門 (用於3樓) 及往室外冷氣機設備的門 (用於1樓及2樓)	鋁框格柵門	氟碳塗層	門鉸及門鎖	
		裝置及設備		類型	用料
(b) 浴室	(i) 裝置及設備的類型及用料	櫃	主人浴室、浴室1、浴室2及浴室3	洗手盆櫃	天然石、木材及金屬
				洗手盆櫃檯面	天然石
				鏡櫃	天然石、木材、鏡、玻璃及金屬
	(i) 裝置及設備的類型及用料	潔具	主人浴室、浴室1、浴室2及浴室3	廁紙架	金屬
				掛勾	金屬
				毛巾棍	金屬
				洗手盆	陶瓷
				洗手盆水龍頭	金屬
				坐廁	陶瓷
				毛巾暖架(只適用於主人浴室)	金屬
(ii) 供水系統的類型及用料		冷熱水供水系統採用配有隔熱層之銅喉			
(iii) 沐浴設施(包括花灑或浴缸,如適用的話)		淋浴間	主人浴室: 強化玻璃配不銹鋼支架		
		浴缸水龍頭、淋浴間水龍頭、花灑套裝及雨淋花灑	金屬		
		浴缸	搪瓷鋼鐵		
(iv) 浴缸大小(如適用的話)		主人浴室、浴室1、浴室2及浴室3	1600毫米(長) x 700毫米(闊) x 420毫米(高)		

23. FITTING, FINISHES AND APPLIANCES
裝置、裝修物料及設備

3. Interior Fittings

For Unit A on 3/F of Block 3 and Unit B on 3/F of Block 5

Item	Description		Material
(c) Kitchen	(i) Material of sink unit		Stainless steel
	(ii) Material of water supply system		Copper pipes with thermal insulation for both cold and hot water supply system
		Material	Finishes
	(iii) Kitchen cabinet	Corian stone and timber	Corian stone and high gloss lacquered
	(iv) Type of all other fittings and equipment	Other fittings	Sink mixer
		Fittings	Type Material
(d) Bedroom	Type and material of fittings (including built-in wardrobe)	Not Applicable	
(e) Telephone	Location and number of connection points	Please refer to the "Schedule of Mechanical and Electrical Provisions for Residential Properties"	
(f) Aerials	Location and number of connection points	Please refer to the "Schedule of Mechanical and Electrical Provisions for Residential Properties"	
(g) Electrical Installations	(i) Electrical fittings (including safety devices)	Electrical fittings	Faceplate for all switches and power sockets
		Safety devices	Three-phase electricity supply board with miniature circuit breakers is provided
	(ii) Whether conduits are concealed or exposed	Conduits are partly concealed and partly exposed. Other than those parts of the conduits concealed within concrete, the rest of the conduit are exposed. Exposed conduits may be covered or hidden by false ceilings, bulkheads, cabinets, cladding, non-concrete partition walls, designated pipe ducts or other materials	
	(iii) Location and number of power points and air-conditioner points	Please refer to the "Schedule of Mechanical and Electrical Provisions for Residential Properties"	
(h) Gas Supply	Type	Towngas	
	System	Gas supply pipe is connected to gas cooker hob	
	Location	For the location of gas cooker hob, please refer to the "Appliances Schedule"	
(i) Washing Machine Connection Point	Location	Please refer to the "Schedule of Mechanical and Electrical Provisions for Residential Properties"	
	Design	Water point of a design of 22mm in diameter and drain point of a design of 40mm in diameter for washing machine are provided	
(j) Water Supply	(i) Material of water pipes	Copper pipes with thermal insulation for both cold and hot water supply system	
	(ii) Whether water pipes are concealed or exposed	Copper water pipes are partly concealed and partly exposed. Other than those parts of the water pipes concealed within concrete, the rest of the water pipes are exposed. The exposed water pipes may be covered or hidden by false ceilings, bulkheads, cabinets, claddings, non-concrete partition walls, designated pipe ducts or other materials	
	(iii) Whether hot water is available	Hot water is available	

23. FITTING, FINISHES AND APPLIANCES 裝置、裝修物料及設備

3. 室內裝置

適用於第3座3樓A單位及第5座3樓B單位

細項	描述		用料	
(c) 廚房	(i) 洗滌盆的用料		不銹鋼	
	(ii) 供水系統的用料		冷熱水供水系統採用配有隔熱層之銅喉	
		用料	裝修物料	
	(iii) 廚櫃	可麗耐石材及木材	可麗耐石材及高光漆	
	(iv) 所有其他裝置及設備的類型	其他裝置	洗手盆水龍頭	
		裝置	類型	用料
(d) 睡房	裝置(包括嵌入式衣櫃)的類型及用料	不適用		
(e) 電話	接駁點的位置及數目	請參閱「住宅單位機電裝置說明表」		
(f) 天線	接駁點的位置及數目	請參閱「住宅單位機電裝置說明表」		
(g) 電力裝置	(i) 供電附件(包括安全裝置)	供電附件	所有開關掣及插座之面板	
		安全裝置	有提供三相電力並安裝微型斷路器	
	(ii) 導管是隱藏或外露	導管是部分隱藏及部分外露。除部分隱藏於混凝土內之導管外，其他部分的導管均為外露。外露的導管可能被假天花、假陣、貯存櫃、覆蓋層、非混凝土間牆、指定之槽位或其他物料遮蓋或隱藏		
	(iii) 電插座及空調機接駁點的位置及數目	請參閱「住宅單位機電裝置說明表」		
(h) 氣體供應	類型	煤氣		
	系統	煤氣供應喉接駁煤氣煮食爐		
	位置	煤氣煮食爐位置，請參閱「設備說明表」		
(i) 洗衣機接駁點	位置	請參閱「住宅單位機電裝置說明表」		
	設計	設有洗衣機直徑40毫米之去水接駁喉位及直徑22毫米之來水接駁喉位		
(j) 供水	(i) 水管的用料	冷熱水供水系統採用配有隔熱層之銅喉		
	(ii) 水管是隱藏或外露	水管是部分隱藏及部分外露。除部分隱藏於混凝土內之水管外，其他部分的水管均為外露。外露的水管可能被假天花、假陣、貯存櫃、覆蓋層、非混凝土間牆、指定之槽位或其他物料遮蓋或隱藏		
	(iii) 有否熱水供應	有熱水供應		

23. FITTING, FINISHES AND APPLIANCES
裝置、裝修物料及設備

3. Interior Fittings

For Unit A on G/F of Block 6, Unit B on G/F of Block 6, Unit A on G/F of Block 7, Unit B on G/F of Block 7,
Unit A on G/F of Block 8 and Unit B on G/F of Block 8

Item	Description		Material	Finishes	Accessories	
(a) Doors	Main Entrance door		Solid core timber door with hardwood frame	Paint	Hinges, lockset, handle, door viewer, door closer and flush bolt	
	Master Bedroom, Bedroom 1 and Bedroom 2 door		Solid core timber door with hardwood frame	Paint	Hinges, lockset and handle	
	Kitchen door		Solid core timber door with hardwood frame and glass vision panel	Paint	Hinges, handle and door closer	
	Door from Kitchen to Lift Lobby		Solid core timber door with hardwood frame	Paint and natural stone	Hinges, lockset, handle and door closer	
	Master Bathroom and Bathroom 1 door		Solid core timber door with hardwood frame and louver	Paint	Hinges, lockset and handle	
	Store 1 door		Solid core timber door with hardwood frame	Paint and natural stone	Hinges, lockset, handle and door closer	
	Lavatory door		Frosted glass bi-folding door with aluminum frame	Powder coated paint finish	Lockset, handle and sliding track	
	Door from Garden to Living Room		Aluminium framed glass sliding door	Fluorocarbon coating	Lockset, handle and sliding track	
	Door from Garden to Dining Room		Aluminium framed glass door	Fluorocarbon coating	Hinges, lockset, handle and flush bolt	
	Door from Garden to Planter (Common) (Applicable to Unit A on G/F of Block 6)		Tempered glass door	Not applicable	Hinges and lockset	
	Door from Garden to Planter (Common) (Applicable to Unit B on G/F of Block 6, Unit A on G/F of Block 7, Unit B on G/F of Block 7, Unit A on G/F of Block 8 and Unit B on G/F of Block 8)		Galvanized mild steel door and frame	Powder coated paint finish	Hinges and lockset	
(b) Bathroom	(i) Type and material of fittings and equipment	Cabinet	Master Bathroom and Bathroom 1	Basin cabinet	Natural stone, wood and metal	
				Basin cabinet countertop	Natural stone	
				Mirror cabinet	Natural stone, wood, mirror, glass and metal	
		Sanitary fittings	Master Bathroom and Bathroom 1	Toilet paper holder	Metal	
				Robe hook	Metal	
				Towel bar	Metal	
				Wash basin	Vitreous china	
				Wash basin mixer	Metal	
				Water closet	Vitreous china	
				Towel warmer (For Master Bathroom only)	Metal	
	(ii) Type and material of water supply system		Copper pipes with thermal insulation for both cold and hot water supply system			
	(iii) Type and material of bathing facilities (including shower or bath tub, if applicable)	Shower compartment		Master Bathroom: Tempered glass with stainless steel frame		
		Bath tub mixer, shower mixer, shower set and rain shower		Metal		
Bath tub		Enamelled steel				
(iv) Size of bath tub (if applicable)		Master Bathroom and Bathroom 1	1600mm (L) x 700mm (W) x 420mm (H)			

23. FITTING, FINISHES AND APPLIANCES 裝置、裝修物料及設備

3. 室內裝置

適用於第6座地下A單位、第6座地下B單位、第7座地下A單位、第7座地下B單位、第8座地下A單位及第8座地下B單位

細項	描述		用料	裝修物料	配件
(a) 門	主入口大門		實心木門配實木門框	油漆	門鉸、門鎖、手柄、防盜眼、氣鼓及天地栓
	主人睡房、睡房1及睡房2門		實心木門配實木門框	油漆	門鉸、門鎖及手柄
	廚房門		實心木門配實木門框及玻璃視窗	油漆	門鉸、手柄及氣鼓
	廚房往升降機大堂的門		實心木門配實木門框	油漆及天然石	門鉸、門鎖、手柄及氣鼓
	主人浴室及浴室1門		實心木門配實木門框及百葉	油漆	門鉸、門鎖及手柄
	儲物房1門		實心木門配實木門框	油漆及天然石	門鉸、門鎖、手柄及氣鼓
	洗手間門		磨砂玻璃雙摺門配鋁框	粉末塗漆飾面	門鎖、手柄及趟軌
	花園往客廳的門		鋁框玻璃趟門	氟碳塗層	門鎖、手柄及趟軌
	花園往飯廳的門		鋁框玻璃門	氟碳塗層	門鉸、門鎖、手柄及天地栓
	花園往花槽(公用)的門 (適用於第6座地下A單位)		強化玻璃	不適用	門鉸及門鎖
	花園往花槽(公用)的門 (適用於第6座地下B單位、 第7座地下A單位、 第7座地下B單位、 第8座地下A單位及 第8座地下B單位)		鍍鋅低碳鋼門及門框	粉末塗漆飾面	門鉸及門鎖
		裝置及設備	類型	用料	
(b) 浴室	(i) 裝置及設備的類型及用料	櫃	主人浴室及浴室1	洗手盆櫃	天然石、木材及金屬
				洗手盆櫃檯面	天然石
	潔具	主人浴室及浴室1	鏡櫃	天然石、木材、鏡、玻璃及金屬	
			廁紙架	金屬	
			掛勾	金屬	
			毛巾棍	金屬	
			洗手盆	陶瓷	
			洗手盆水龍頭	金屬	
			坐廁	陶瓷	
			毛巾暖架(只適用於主人浴室)	金屬	
(ii) 供水系統的類型及用料	冷熱水供水系統採用配有隔熱層之銅喉				
(iii) 沐浴設施(包括花灑或浴缸, 如適用的話)	淋浴間		主人浴室: 強化玻璃配不銹鋼支架		
	浴缸水龍頭、淋浴間水龍頭、 花灑套裝及雨淋花灑		金屬		
	浴缸		搪瓷鋼鐵		
(iv) 浴缸大小(如適用的話)	主人浴室及浴室1		1600毫米(長) x 700毫米(闊) x 420毫米(高)		

23. FITTING, FINISHES AND APPLIANCES
裝置、裝修物料及設備

3. Interior Fittings

For Unit A on G/F of Block 6, Unit B on G/F of Block 6, Unit A on G/F of Block 7, Unit B on G/F of Block 7,
Unit A on G/F of Block 8 and Unit B on G/F of Block 8

Item	Description		Material
(c) Kitchen	(i) Material of sink unit		Stainless steel
	(ii) Material of water supply system		Copper pipes with thermal insulation for both cold and hot water supply system
		Material	Finishes
	(iii) Kitchen cabinet	Corian stone and timber	Corian stone and high gloss lacquered
	(iv) Type of all other fittings and equipment	Other fittings	Sink mixer
		Fittings	Type Material
(d) Bedroom	Type and material of fittings (including built-in wardrobe)	Not Applicable	
(e) Telephone	Location and number of connection points	Please refer to the "Schedule of Mechanical and Electrical Provisions for Residential Properties"	
(f) Aerials	Location and number of connection points	Please refer to the "Schedule of Mechanical and Electrical Provisions for Residential Properties"	
(g) Electrical Installations	(i) Electrical fittings (including safety devices)	Electrical fittings	Faceplate for all switches and power sockets
		Safety devices	Three-phase electricity supply board with miniature circuit breakers is provided
	(ii) Whether conduits are concealed or exposed	Conduits are partly concealed and partly exposed. Other than those parts of the conduits concealed within concrete, the rest of the conduit are exposed. Exposed conduits may be covered or hidden by false ceilings, bulkheads, cabinets, cladding, non-concrete partition walls, designated pipe ducts or other materials	
	(iii) Location and number of power points and air-conditioner points	Please refer to the "Schedule of Mechanical and Electrical Provisions for Residential Properties"	
(h) Gas Supply	Type	Towngas	
	System	Gas supply pipe is connected to gas cooker hob	
	Location	For the location of gas cooker hob, please refer to the "Appliances Schedule"	
(i) Washing Machine Connection Point	Location	Please refer to the "Schedule of Mechanical and Electrical Provisions for Residential Properties"	
	Design	Water point of a design of 22mm in diameter and drain point of a design of 40mm in diameter for washing machine are provided	
(j) Water Supply	(i) Material of water pipes	Copper pipes with thermal insulation for both cold and hot water supply system	
	(ii) Whether water pipes are concealed or exposed	Copper water pipes are partly concealed and partly exposed. Other than those parts of the water pipes concealed within concrete, the rest of the water pipes are exposed. The exposed water pipes may be covered or hidden by false ceilings, bulkheads, cabinets, claddings, non-concrete partition walls, designated pipe ducts or other materials	
	(iii) Whether hot water is available	Hot water is available	

23. FITTING, FINISHES AND APPLIANCES 裝置、裝修物料及設備

3. 室內裝置

適用於第6座地下A單位、第6座地下B單位、第7座地下A單位、第7座地下B單位、第8座地下A單位及第8座地下B單位

細項	描述		用料	
(c) 廚房	(i) 洗滌盆的用料		不銹鋼	
	(ii) 供水系統的用料		冷熱水供水系統採用配有隔熱層之銅喉	
		用料	裝修物料	
	(iii) 廚櫃	可麗耐石材及木材	可麗耐石材及高光漆	
	(iv) 所有其他裝置及設備的類型	其他裝置	洗手盆水龍頭	
		裝置	類型	用料
(d) 睡房	裝置(包括嵌入式衣櫃)的類型及用料	不適用		
(e) 電話	接駁點的位置及數目	請參閱「住宅單位機電裝置說明表」		
(f) 天線	接駁點的位置及數目	請參閱「住宅單位機電裝置說明表」		
(g) 電力裝置	(i) 供電附件(包括安全裝置)	供電附件	所有開關掣及插座之面板	
		安全裝置	有提供三相電力並安裝微型斷路器	
	(ii) 導管是隱藏或外露	導管是部分隱藏及部分外露。除部分隱藏於混凝土內之導管外，其他部分的導管均為外露。外露的導管可能被假天花、假陣、貯存櫃、覆蓋層、非混凝土間牆、指定之槽位或其他物料遮蓋或隱藏		
	(iii) 電插座及空調機接駁點的位置及數目	請參閱「住宅單位機電裝置說明表」		
(h) 氣體供應	類型	煤氣		
	系統	煤氣供應喉接駁煤氣煮食爐		
	位置	煤氣煮食爐位置，請參閱「設備說明表」		
(i) 洗衣機接駁點	位置	請參閱「住宅單位機電裝置說明表」		
	設計	設有洗衣機直徑40毫米之去水接駁喉位及直徑22毫米之來水接駁喉位		
(j) 供水	(i) 水管的用料	冷熱水供水系統採用配有隔熱層之銅喉		
	(ii) 水管是隱藏或外露	水管是部分隱藏及部分外露。除部分隱藏於混凝土內之水管外，其他部分的水管均為外露。外露的水管可能被假天花、假陣、貯存櫃、覆蓋層、非混凝土間牆、指定之槽位或其他物料遮蓋或隱藏		
	(iii) 有否熱水供應	有熱水供應		

23. FITTING, FINISHES AND APPLIANCES
裝置、裝修物料及設備

3. Interior Fittings

For Unit A on 1/F and 2/F of Block 6, Unit B on 1/F and 2/F of Block 6, Unit A on 1/F and 2/F of Block 7,
Unit B on 1/F and 2/F of Block 7, Unit A on 1/F and 2/F of Block 8 and Unit B on 1/F and 2/F of Block 8

Item	Description		Material	Finishes	Accessories
(a) Doors	Main Entrance door		Solid core timber door with hardwood frame	Wood veneer finish	Hinges, lockset, handle, door viewer, door closer and flush bolt
	Door from Private Lift Lobby to Corridor 2		Solid core timber door with hardwood frame	Wood veneer finish	Hinges, lockset, handle and door closer
	Door from Corridor 2 to Common Area		Solid core timber door with hardwood frame and glass vision panel	Wood veneer finish	Hinges, lockset, handle and door closer
	Master Bedroom, Bedroom 1, Bedroom 2, Bedroom 3, Bedroom 4, Bathroom 1, Bathroom 2, Bathroom 3 (Applicable to Unit A) and Corridor 1 door		Solid core timber door with hardwood frame	Paint	Hinges, lockset and handle
	Walk-In Closet 1 door (Applicable to Unit A)		Solid core timber sliding door	Paint	Sliding track
	Walk-In Closet 1 door (Applicable to Unit B)		Solid core timber sliding door	Paint	Lockset, handle and sliding track
	Kitchen door		Solid core timber door with hardwood frame and glass vision panel	Paint	Hinges, handle and door closer
	Door from Kitchen to Corridor 2 and Store 1 door		Solid core timber door with hardwood frame	Paint and natural stone	Hinges, lockset, handle and door closer
	Master Bathroom (Applicable to Unit A and Unit B) and Bathroom 3 door (Applicable to Unit B)		Solid core timber door with hardwood frame and louver	Paint	Hinges, lockset and handle
	Lavatory door		Frosted glass bi-folding door with aluminum frame	Powder coated paint finish	Lockset, handle and sliding track
	Hose Reel door		Solid core timber door with hardwood frame	Paint	Hinges
	Lift Entrance on Second Floor		Aluminium alloy and stainless steel roller shutter	Polycarbonate	Sliding track
	Door from Living Room and Dining Room to Balcony and Door from Master Bedroom to Balcony		Aluminium framed glass sliding door	Fluorocarbon coating	Lockset, handle and sliding track
		Fittings and equipments		Type	Material
(b) Bathroom	(i) Type and material of fittings and equipment	Cabinet	Master Bathroom, Bathroom 1, Bathroom 2 and Bathroom 3	Basin cabinet	Natural stone, wood and metal
				Basin cabinet countertop	Natural stone
				Mirror cabinet	Natural stone, wood, mirror, glass and metal
		Sanitary fittings	Master Bathroom, Bathroom 1, Bathroom 2 and Bathroom 3	Toilet paper holder	Metal
				Robe hook	Metal
				Towel bar	Metal
				Wash basin	Vitreous china
				Wash basin mixer	Metal
				Water closet	Vitreous china
	Towel warmer (For Master Bathroom only)			Metal	
(ii) Type and material of water supply system	Copper pipes with thermal insulation for both cold and hot water supply system				
(iii) Type and material of bathing facilities (including shower or bath tub, if applicable)	Shower compartment		Master Bathroom: Tempered glass with stainless steel frame		
	Bath tub mixer, shower mixer, shower set and rain shower		Metal		
	Bath tub		Enamelled steel		
(iv) Size of bath tub (if applicable)	Master Bathroom, Bathroom 1, Bathroom 2 and Bathroom 3		1600mm (L) x 700mm (W) x 420mm (H)		

23. FITTING, FINISHES AND APPLIANCES 裝置、裝修物料及設備

3. 室內裝置

適用於第6座1樓及2樓A單位、第6座1樓及2樓B單位、第7座1樓及2樓A單位、第7座1樓及2樓B單位、第8座1樓及2樓A單位及第8座1樓及2樓B單位

細項	描述				
		用料	裝修物料	配件	
(a) 門	主入口大門	實心木門配實木門框	木皮飾面	門鉸、門鎖、手柄、防盜眼、氣鼓及天地栓	
	私人升降機大堂往走廊2的門	實心木門配實木門框	木皮飾面	門鉸、門鎖、手柄及氣鼓	
	走廊2往公用地方的門	實心木門配實木門框及玻璃視窗	木皮飾面	門鉸、門鎖、手柄及氣鼓	
	主人睡房、睡房1、睡房2、睡房3、睡房4、浴室1、浴室2、浴室3(適用於A單位)及走廊1門	實心木門配實木門框	油漆	門鉸、門鎖及手柄	
	衣帽間1門(適用於A單位)	實心木趟門	油漆	趟軌	
	衣帽間1門(適用於B單位)	實心木趟門	油漆	門鎖、手柄及趟軌	
	廚房門	實心木門配實木門框及玻璃視窗	油漆	門鉸、手柄及氣鼓	
	廚房往走廊2的門及儲物房1門	實心木門配實木門框	油漆及天然石	門鉸、門鎖、手柄及氣鼓	
	主人浴室(適用於A單位及B單位)及浴室3門(適用於B單位)	實心木門配實木門框及百葉	油漆	門鉸、門鎖及手柄	
	洗手間門	磨砂玻璃雙摺門配鋁框	粉末塗漆飾面	門鎖、手柄及趟軌	
	消防喉轆門	實心木門配實木門框	油漆	門鉸	
	2樓升降機入口	鋁合金及不銹鋼捲閘	聚碳酸酯	趟軌	
	客廳及飯廳往露台的門及主人睡房往露台的門	鋁框玻璃趟門	氟碳塗層	門鎖、手柄及趟軌	
	裝置及設備		類型	用料	
(b) 浴室	(i) 裝置及設備的類型及用料	櫃	主人浴室、浴室1、浴室2及浴室3	洗手盆櫃	天然石、木材及金屬
				洗手盆櫃檯面	天然石
				鏡櫃	天然石、木材、鏡、玻璃及金屬
	(i) 裝置及設備的類型及用料	潔具	主人浴室、浴室1、浴室2及浴室3	廁紙架	金屬
				掛勾	金屬
				毛巾棍	金屬
				洗手盆	陶瓷
				洗手盆水龍頭	金屬
				坐廁	陶瓷
				毛巾暖架(只適用於主人浴室)	金屬
	(ii) 供水系統的類型及用料		冷熱水供水系統採用配有隔熱層之銅喉		
	(iii) 沐浴設施(包括花灑或浴缸,如適用的話)	淋浴間	主人浴室: 強化玻璃配不銹鋼支架		
		浴缸水龍頭、淋浴間水龍頭、花灑套裝及雨淋花灑	金屬		
浴缸		搪瓷鋼鐵			
(iv) 浴缸大小(如適用的話)	主人浴室、浴室1、浴室2及浴室3	1600毫米(長) x 700毫米(闊) x 420毫米(高)			

23. FITTING, FINISHES AND APPLIANCES
裝置、裝修物料及設備

3. Interior Fittings

For Unit A on 1/F and 2/F of Block 6, Unit B on 1/F and 2/F of Block 6, Unit A on 1/F and 2/F of Block 7,
Unit B on 1/F and 2/F of Block 7, Unit A on 1/F and 2/F of Block 8 and Unit B on 1/F and 2/F of Block 8

Item	Description		
		Material	
(c) Kitchen	(i) Material of sink unit	Stainless steel	
	(ii) Material of water supply system	Copper pipes with thermal insulation for both cold and hot water supply system	
		Material	Finishes
	(iii) Kitchen cabinet	Corian stone and timber	Corian stone and high gloss lacquered
	(iv) Type of all other fittings and equipment	Other fittings	Sink mixer
		Fittings	Type Material
(d) Bedroom	Type and material of fittings (including built-in wardrobe)	Not Applicable	
(e) Telephone	Location and number of connection points	Please refer to the "Schedule of Mechanical and Electrical Provisions for Residential Properties"	
(f) Aerials	Location and number of connection points	Please refer to the "Schedule of Mechanical and Electrical Provisions for Residential Properties"	
(g) Electrical Installations	(i) Electrical fittings (including safety devices)	Electrical fittings	Faceplate for all switches and power sockets
		Safety devices	Three-phase electricity supply board with miniature circuit breakers is provided
	(ii) Whether conduits are concealed or exposed	Conduits are partly concealed and partly exposed. Other than those parts of the conduits concealed within concrete, the rest of the conduit are exposed. Exposed conduits may be covered or hidden by false ceilings, bulkheads, cabinets, cladding, non-concrete partition walls, designated pipe ducts or other materials	
	(iii) Location and number of power points and air-conditioner points	Please refer to the "Schedule of Mechanical and Electrical Provisions for Residential Properties"	
(h) Gas Supply	Type	Towngas	
	System	Gas supply pipe is connected to gas cooker hob	
	Location	For the location of gas cooker hob, please refer to the "Appliances Schedule"	
(i) Washing Machine Connection Point	Location	Please refer to the "Schedule of Mechanical and Electrical Provisions for Residential Properties"	
	Design	Water point of a design of 22mm in diameter and drain point of a design of 40mm in diameter for washing machine are provided	
(j) Water Supply	(i) Material of water pipes	Copper pipes with thermal insulation for both cold and hot water supply system	
	(ii) Whether water pipes are concealed or exposed	Copper water pipes are partly concealed and partly exposed. Other than those parts of the water pipes concealed within concrete, the rest of the water pipes are exposed. The exposed water pipes may be covered or hidden by false ceilings, bulkheads, cabinets, claddings, non-concrete partition walls, designated pipe ducts or other materials	
	(iii) Whether hot water is available	Hot water is available	

23. FITTING, FINISHES AND APPLIANCES 裝置、裝修物料及設備

3. 室內裝置

適用於第6座1樓及2樓A單位、第6座1樓及2樓B單位、第7座1樓及2樓A單位、第7座1樓及2樓B單位、第8座1樓及2樓A單位及第8座1樓及2樓B單位

細項	描述		
		用料	
(c) 廚房	(i) 洗滌盆的用料	不銹鋼	
	(ii) 供水系統的用料	冷熱水供水系統採用配有隔熱層之銅喉	
		用料	裝修物料
	(iii) 廚櫃	可麗耐石材及木材	可麗耐石材及高光漆
	(iv) 所有其他裝置及設備的類型	其他裝置	洗手盆水龍頭
		裝置	類型
(d) 睡房	裝置(包括嵌入式衣櫃)的類型及用料	不適用	
(e) 電話	接駁點的位置及數目	請參閱「住宅單位機電裝置說明表」	
(f) 天線	接駁點的位置及數目	請參閱「住宅單位機電裝置說明表」	
(g) 電力裝置	(i) 供電附件(包括安全裝置)	供電附件	所有開關掣及插座之面板
		安全裝置	有提供三相電力並安裝微型斷路器
	(ii) 導管是隱藏或外露	導管是部分隱藏及部分外露。除部分隱藏於混凝土內之導管外，其他部分的導管均為外露。外露的導管可能被假天花、假陣、貯存櫃、覆蓋層、非混凝土間牆、指定之槽位或其他物料遮蓋或隱藏	
	(iii) 電插座及空調機接駁點的位置及數目	請參閱「住宅單位機電裝置說明表」	
(h) 氣體供應	類型	煤氣	
	系統	煤氣供應喉接駁煤氣煮食爐	
	位置	煤氣煮食爐位置，請參閱「設備說明表」	
(i) 洗衣機接駁點	位置	請參閱「住宅單位機電裝置說明表」	
	設計	設有洗衣機直徑40毫米之去水接駁喉位及直徑22毫米之來水接駁喉位	
(j) 供水	(i) 水管的用料	冷熱水供水系統採用配有隔熱層之銅喉	
	(ii) 水管是隱藏或外露	水管是部分隱藏及部分外露。除部分隱藏於混凝土內之水管外，其他部分的水管均為外露。外露的水管可能被假天花、假陣、貯存櫃、覆蓋層、非混凝土間牆、指定之槽位或其他物料遮蓋或隱藏	
	(iii) 有否熱水供應	有熱水供應	

23. FITTING, FINISHES AND APPLIANCES
裝置、裝修物料及設備

3. Interior Fittings

For Unit A on 3/F of Block 6, Unit B on 3/F of Block 6, Unit A on 3/F of Block 7, Unit B on 3/F of Block 7, Unit A on 3/F of Block 8 and Unit B on 3/F of Block 8

Item	Description		Material	Finishes	Accessories	
(a) Doors	Main Entrance door		Solid core timber door with hardwood frame	Paint	Hinges, lockset, handle, door viewer, door closer and flush bolt	
	Door from Private Lift Lobby to Corridor 2		Solid core timber door with hardwood frame	Paint	Hinges, lockset, handle and door closer	
	Door from Corridor 2 to Common Area		Solid core timber door with hardwood frame and glass vision panel	Paint	Hinges, lockset, handle and door closer	
	Master Bedroom, Bedroom 1, Bedroom 2 and Corridor 1 door		Solid core timber door with hardwood frame	Paint	Hinges, lockset and handle	
	Kitchen door		Solid core timber door with hardwood frame and glass vision panel	Paint	Hinges, handle and door closer	
	Door from Kitchen to Corridor 2		Solid core timber door with hardwood frame	Paint and natural stone	Hinges, lockset, handle and door closer	
	Master Bathroom and Bathroom 1 door		Solid core timber door with hardwood frame and louver	Paint	Hinges, lockset and handle	
	Store 1 door		Solid core timber door with hardwood frame	Paint and natural stone	Hinges, lockset, handle and door closer	
	Store 2 door		Solid core timber door with hardwood frame	Paint and timber	Hinges, lockset, handle and door closer	
	Lavatory door		Frosted glass bi-folding door with aluminum frame	Powder coated paint finish	Lockset, handle and sliding track	
	Door from Staircase on Second Floor to Roof		Aluminium framed glass door	Fluorocarbon coating	Hinges, lockset and handle	
	Door from Living Room to Balcony		Aluminium framed glass sliding door	Fluorocarbon coating	Lockset, handle and sliding track	
		Fittings and equipments	Type	Material		
(b) Bathroom	(i) Type and material of fittings and equipment	Cabinet	Master Bathroom and Bathroom 1	Basin cabinet	Natural stone, wood and metal	
				Basin cabinet countertop	Natural stone	
				Mirror cabinet	Natural stone, wood, mirror, glass and metal	
		Sanitary fittings	Master Bathroom and Bathroom 1	Toilet paper holder	Metal	
				Robe hook	Metal	
				Towel bar	Metal	
				Wash basin	Vitreous china	
				Wash basin mixer	Metal	
				Water closet	Vitreous china	
			Towel warmer (For Master Bathroom only)	Metal		
	(ii) Type and material of water supply system		Copper pipes with thermal insulation for both cold and hot water supply system			
	(iii) Type and material of bathing facilities (including shower or bath tub, if applicable)	Shower compartment		Master Bathroom and Bathroom 1: Tempered glass with stainless steel frame		
		Bath tub mixer, shower mixer, shower set and rain shower		Metal		
Bath tub		Enamelled steel				
(iv) Size of bath tub (if applicable)		Master Bathroom		1600mm (L) x 700mm (W) x 420mm (H)		

23. FITTING, FINISHES AND APPLIANCES 裝置、裝修物料及設備

3. 室內裝置

適用於第6座3樓A單位、第6座3樓B單位、第7座3樓A單位、第7座3樓B單位、第8座3樓A單位及第8座3樓B單位

細項	描述		用料	裝修物料	配件
(a) 門	主入口大門		實心木門配實木門框	油漆	門鉸、門鎖、手柄、防盜眼、氣鼓及天地栓
	私人升降機大堂往走廊2的門		實心木門配實木門框	油漆	門鉸、門鎖、手柄及氣鼓
	走廊2往公用地方的門		實心木門配實木門框及玻璃視窗	油漆	門鉸、門鎖、手柄及氣鼓
	主人睡房、睡房1、睡房2及走廊1門		實心木門配實木門框	油漆	門鉸、門鎖及手柄
	廚房門		實心木門配實木門框及玻璃視窗	油漆	門鉸、手柄及氣鼓
	廚房往走廊2的門		實心木門配實木門框	油漆及天然石	門鉸、門鎖、手柄及氣鼓
	主人浴室及浴室1門		實心木門配實木門框及百葉	油漆	門鉸、門鎖及手柄
	儲物房1門		實心木門配實木門框	油漆及天然石	門鉸、門鎖、手柄及氣鼓
	儲物房2門		實心木門配實木門框	油漆及木	門鉸、門鎖、手柄及氣鼓
	洗手間門		磨砂玻璃雙摺門配鋁框	粉末塗漆飾面	門鎖、手柄及趟軌
	2樓樓梯往天台的門		鋁框玻璃門	氟碳塗層	門鉸、門鎖及手柄
	客廳往露台的門		鋁框玻璃趟門	氟碳塗層	門鎖、手柄及趟軌
裝置及設備			類型	用料	
(b) 浴室	(i) 裝置及設備的類型及用料	櫃	主人浴室及浴室1	洗手盆櫃	天然石、木材及金屬
				洗手盆櫃檯面	天然石
				鏡櫃	天然石、木材、鏡、玻璃及金屬
	(i) 裝置及設備的類型及用料	潔具	主人浴室及浴室1	廁紙架	金屬
				掛勾	金屬
				毛巾棍	金屬
				洗手盆	陶瓷
				洗手盆水龍頭	金屬
				坐廁	陶瓷
				毛巾暖架(只適用於主人浴室)	金屬
	(ii) 供水系統的類型及用料	冷熱水供水系統採用配有隔熱層之銅喉			
(iii) 沐浴設施(包括花灑或浴缸,如適用的話)	淋浴間		主人浴室及浴室1: 強化玻璃配不銹鋼支架		
	浴缸水龍頭、淋浴間水龍頭、花灑套裝及雨淋花灑		金屬		
	浴缸		搪瓷鋼鐵		
(iv) 浴缸大小(如適用的話)	主人浴室		1600毫米(長) x 700毫米(闊) x 420毫米(高)		

23. FITTING, FINISHES AND APPLIANCES
裝置、裝修物料及設備

3. Interior Fittings

For Unit A on 3/F of Block 6, Unit B on 3/F of Block 6, Unit A on 3/F of Block 7, Unit B on 3/F of Block 7, Unit A on 3/F of Block 8 and Unit B on 3/F of Block 8

Item	Description		
		Material	
(c) Kitchen	(i) Material of sink unit	Stainless steel	
	(ii) Material of water supply system	Copper pipes with thermal insulation for both cold and hot water supply system	
		Material	Finishes
	(iii) Kitchen cabinet	Corian stone and timber	Corian stone and high gloss lacquered
	(iv) Type of all other fittings and equipment	Other fittings	Sink mixer
		Fittings	Type Material
(d) Bedroom	Type and material of fittings (including built-in wardrobe)	Not Applicable	
(e) Telephone	Location and number of connection points	Please refer to the "Schedule of Mechanical and Electrical Provisions for Residential Properties"	
(f) Aerials	Location and number of connection points	Please refer to the "Schedule of Mechanical and Electrical Provisions for Residential Properties"	
(g) Electrical Installations	(i) Electrical fittings (including safety devices)	Electrical fittings	Faceplate for all switches and power sockets
		Safety devices	Three-phase electricity supply board with miniature circuit breakers is provided
	(ii) Whether conduits are concealed or exposed	Conduits are partly concealed and partly exposed. Other than those parts of the conduits concealed within concrete, the rest of the conduit are exposed. Exposed conduits may be covered or hidden by false ceilings, bulkheads, cabinets, cladding, non-concrete partition walls, designated pipe ducts or other materials	
	(iii) Location and number of power points and air-conditioner points	Please refer to the "Schedule of Mechanical and Electrical Provisions for Residential Properties"	
(h) Gas Supply	Type	Towngas	
	System	Gas supply pipe is connected to gas cooker hob	
	Location	For the location of gas cooker hob, please refer to the "Appliances Schedule"	
(i) Washing Machine Connection Point	Location	Please refer to the "Schedule of Mechanical and Electrical Provisions for Residential Properties"	
	Design	Water point of a design of 22mm in diameter and drain point of a design of 40mm in diameter for washing machine are provided	
(j) Water Supply	(i) Material of water pipes	Copper pipes with thermal insulation for both cold and hot water supply system	
	(ii) Whether water pipes are concealed or exposed	Copper water pipes are partly concealed and partly exposed. Other than those parts of the water pipes concealed within concrete, the rest of the water pipes are exposed. The exposed water pipes may be covered or hidden by false ceilings, bulkheads, cabinets, claddings, non-concrete partition walls, designated pipe ducts or other materials	
	(iii) Whether hot water is available	Hot water is available	

23. FITTING, FINISHES AND APPLIANCES 裝置、裝修物料及設備

3. 室內裝置

適用於第6座3樓A單位、第6座3樓B單位、第7座3樓A單位、第7座3樓B單位、第8座3樓A單位及第8座3樓B單位

細項	描述		用料		
(c) 廚房	(i) 洗滌盆的用料		不銹鋼		
	(ii) 供水系統的用料		冷熱水供水系統採用配有隔熱層之銅喉		
		用料	裝修物料		
	(iii) 廚櫃	可麗耐石材及木材	可麗耐石材及高光漆		
	(iv) 所有其他裝置及設備的類型	其他裝置	洗手盆水龍頭		
		裝置	類型	用料	
(d) 睡房	裝置(包括嵌入式衣櫃)的類型及用料	不適用			
(e) 電話	接駁點的位置及數目	請參閱「住宅單位機電裝置說明表」			
(f) 天線	接駁點的位置及數目	請參閱「住宅單位機電裝置說明表」			
(g) 電力裝置	(i) 供電附件(包括安全裝置)	供電附件	所有開關掣及插座之面板		
		安全裝置	有提供三相電力並安裝微型斷路器		
	(ii) 導管是隱藏或外露	導管是部分隱藏及部分外露。除部分隱藏於混凝土內之導管外，其他部分的導管均為外露。外露的導管可能被假天花、假陣、貯存櫃、覆蓋層、非混凝土間牆、指定之槽位或其他物料遮蓋或隱藏			
	(iii) 電插座及空調機接駁點的位置及數目	請參閱「住宅單位機電裝置說明表」			
(h) 氣體供應	類型	煤氣			
	系統	煤氣供應喉接駁煤氣煮食爐			
	位置	煤氣煮食爐位置，請參閱「設備說明表」			
(i) 洗衣機接駁點	位置	請參閱「住宅單位機電裝置說明表」			
	設計	設有洗衣機直徑40毫米之去水接駁喉位及直徑22毫米之來水接駁喉位			
(j) 供水	(i) 水管的用料		冷熱水供水系統採用配有隔熱層之銅喉		
	(ii) 水管是隱藏或外露		水管是部分隱藏及部分外露。除部分隱藏於混凝土內之水管外，其他部分的水管均為外露。外露的水管可能被假天花、假陣、貯存櫃、覆蓋層、非混凝土間牆、指定之槽位或其他物料遮蓋或隱藏		
	(iii) 有否熱水供應		有熱水供應		

23. FITTING, FINISHES AND APPLIANCES
裝置、裝修物料及設備

3. Interior Fittings

For Unit A on G/F and 1/F of Block 9, Unit B on G/F and 1/F of Block 9, Unit A on G/F and 1/F of Block 10,
Unit B on G/F and 1/F of Block 10, Unit A on G/F and 1/F of Block 11 and Unit B on G/F and 1/F of Block 11

Item	Description		Material	Finishes	Accessories
(a) Doors	Main Entrance gate		Galvanized mild steel door and frame	Powder coated paint finish	Hinges, electronic locking device and floor bolt
	Main Entrance door		Hollow galvanized mild steel core with galvanized mild steel frame and aluminium cladding	Fluorocarbon coating	Hinges, lockset, handle, door closer, flush bolt, password keypad and finger print
	Private Lift Lobby door		Solid core timber door with hardwood frame	Wood veneer finish	Hinges, lockset, handle, door viewer and door closer
	Master Bedroom, Bedroom 1, Bedroom 2, Bedroom 3, Master Bathroom and Bathroom 1 door		Solid core timber door with hardwood frame	Paint	Hinges, lockset and handle
	Kitchen door		Solid core timber door with hardwood frame and glass vision panel	Paint	Hinges, handle and door closer
	Bathroom 2 and Bathroom 3 door		Solid core timber door with hardwood frame and louver	Paint	Hinges, lockset and handle
	Store 1 and Store 2 door		Solid core timber door with hardwood frame	Paint and natural stone	Hinges, lockset, handle and door closer
	Lavatory door		Frosted glass bi-folding door with aluminum frame and louver	Powder coated paint finish	Lockset, handle and sliding track
	Powder Room door		Solid core timber sliding door with hardwood frame and louver	Paint	Lockset and sliding track
	Lift Entrance on First Floor		Aluminium alloy and stainless steel roller shutter	Polycarbonate	Sliding track
	Door from Garden to Living Room and Dining Room and Door from Master Bedroom to Balcony		Aluminium framed glass sliding door	Fluorocarbon coating	Lockset, handle and sliding track
	Door from Garden to Living Room		Aluminium framed glass door	Fluorocarbon coating	Hinges, lockset, handle and flush bolt
	Door from Garden to Planter (Common) (Applicable to Unit B on G/F and 1/F of Block 9, Unit A on G/F and 1/F of Block 10, Unit B on G/F and 1/F of Block 10 and Unit A on G/F and 1/F of Block 11)		Galvanized mild steel door and frame	Powder coated paint finish	Hinges and lockset
(b) Bathroom	(i) Type and material of fittings and equipment	Cabinet	Master Bathroom, Bathroom 1, Bathroom 2 and Bathroom 3	Basin cabinet	Natural stone, wood and metal
				Basin cabinet countertop	Natural stone
				Mirror cabinet	Natural stone, wood, mirror, glass and metal
		Sanitary fittings	Master Bathroom, Bathroom 1, Bathroom 2 and Bathroom 3	Toilet paper holder	Metal
				Robe hook	Metal
				Towel bar	Metal
				Wash basin	Vitreous china
				Wash basin mixer	Metal
				Water closet	Vitreous china
	Towel warmer (For Master Bathroom only)			Metal	
	(ii) Type and material of water supply system		Copper pipes with thermal insulation for both cold and hot water supply system		
	(iii) Type and material of bathing facilities (including shower or bath tub, if applicable)	Shower compartment		Master Bathroom: Tempered glass with stainless steel frame	
		Bath tub mixer, shower mixer, shower set and rain shower		Metal	
Bath tub		Enamelled steel			
(iv) Size of bath tub (if applicable)		Master Bathroom, Bathroom 1, Bathroom 2 and Bathroom 3	1600mm (L) x 700mm (W) x 420mm (H)		

23. FITTING, FINISHES AND APPLIANCES 裝置、裝修物料及設備

3. 室內裝置

適用於第9座地下及1樓A單位、第9座地下及1樓B單位、第10座地下及1樓A單位、第10座地下及1樓B單位、第11座地下及1樓A單位及第11座地下及1樓B單位

細項	描述				
		用料	裝修物料	配件	
(a) 門	主入口閘門	鍍鋅低碳鋼門及門框	粉末塗漆飾面	門鉸、電子鎖裝置及地門門	
	主入口大門	空心鍍鋅低碳鋼門配鍍鋅低碳鋼門框及鋁質覆蓋層	氟碳塗層	門鉸、門鎖、手柄、氣鼓、天地栓、密碼鍵及指紋掃描器	
	私人升降機大堂門	實心木門配實木門框	木皮飾面	門鉸、門鎖、手柄、防盜眼及氣鼓	
	主人睡房、睡房1、睡房2、睡房3、主人浴室及浴室1門	實心木門配實木門框	油漆	門鉸、門鎖及手柄	
	廚房門	實心木門配實木門框及玻璃視窗	油漆	門鉸、手柄及氣鼓	
	浴室2及浴室3門	實心木門配實木門框及百葉	油漆	門鉸、門鎖及手柄	
	儲物房1及儲物房2門	實心木門配實木門框	油漆及天然石	門鉸、門鎖、手柄及氣鼓	
	洗手間門	磨砂玻璃雙摺門配鋁框及百葉	粉末塗漆飾面	門鎖、手柄及趟軌	
	化妝間門	實心木趟門配實木門框及百葉	油漆	門鎖及趟軌	
	1樓升降機入口	鋁合金及不銹鋼捲閘	聚碳酸酯	趟軌	
	花園往客廳及飯廳的門及主人睡房往露台的門	鋁框玻璃趟門	氟碳塗層	門鎖、手柄及趟軌	
	花園往客廳的門	鋁框玻璃門	氟碳塗層	門鉸、門鎖、手柄及天地栓	
花園往花槽(公用)的門 (適用於第9座地下及1樓B單位、第10座地下及1樓A單位、第10座地下及1樓B單位及第11座地下及1樓A單位)	鍍鋅低碳鋼門及門框	粉末塗漆飾面	門鉸及門鎖		
	裝置及設備		類型	用料	
(b) 浴室	(i) 裝置及設備的類型及用料	櫃	主人浴室、浴室1、浴室2及浴室3	洗手盆櫃	天然石、木材及金屬
				洗手盆櫃檯面	天然石
				鏡櫃	天然石、木材、鏡、玻璃及金屬
	(i) 裝置及設備的類型及用料	潔具	主人浴室、浴室1、浴室2及浴室3	廁紙架	金屬
				掛勾	金屬
				毛巾棍	金屬
				洗手盆	陶瓷
				洗手盆水龍頭	金屬
				坐廁	陶瓷
				毛巾暖架(只適用於主人浴室)	金屬
(ii) 供水系統的類型及用料		冷熱水供水系統採用配有隔熱層之銅喉			
(iii) 沐浴設施(包括花灑或浴缸,如適用的話)	淋浴間	主人浴室: 強化玻璃配不銹鋼支架			
	浴缸水龍頭、淋浴間水龍頭、花灑套裝及雨淋花灑	金屬			
	浴缸	搪瓷鋼鐵			
(iv) 浴缸大小(如適用的話)	主人浴室、浴室1、浴室2及浴室3	1600毫米(長) x 700毫米(闊) x 420毫米(高)			

23. FITTING, FINISHES AND APPLIANCES
裝置、裝修物料及設備

3. Interior Fittings

For Unit A on G/F and 1/F of Block 9, Unit B on G/F and 1/F of Block 9, Unit A on G/F and 1/F of Block 10, Unit B on G/F and 1/F of Block 10, Unit A on G/F and 1/F of Block 11 and Unit B on G/F and 1/F of Block 11

Item	Description		Material	
(c) Kitchen	(i) Material of sink unit		Stainless steel	
	(ii) Material of water supply system		Copper pipes with thermal insulation for both cold and hot water supply system	
		Material	Finishes	
	(iii) Kitchen cabinet	Corian stone and timber	Corian stone and high gloss lacquered	
	(iv) Type of all other fittings and equipment	Other fittings	Sink mixer	
		Fittings	Type	Material
(d) Bedroom	Type and material of fittings (including built-in wardrobe)	Not Applicable		
(e) Telephone	Location and number of connection points	Please refer to the "Schedule of Mechanical and Electrical Provisions for Residential Properties"		
(f) Aerials	Location and number of connection points	Please refer to the "Schedule of Mechanical and Electrical Provisions for Residential Properties"		
(g) Electrical Installations	(i) Electrical fittings (including safety devices)	Electrical fittings	Faceplate for all switches and power sockets	
		Safety devices	Three-phase electricity supply board with miniature circuit breakers is provided	
	(ii) Whether conduits are concealed or exposed	Conduits are partly concealed and partly exposed. Other than those parts of the conduits concealed within concrete, the rest of the conduit are exposed. Exposed conduits may be covered or hidden by false ceilings, bulkheads, cabinets, cladding, non-concrete partition walls, designated pipe ducts or other materials		
	(iii) Location and number of power points and air-conditioner points	Please refer to the "Schedule of Mechanical and Electrical Provisions for Residential Properties"		
(h) Gas Supply	Type	Towngas		
	System	Gas supply pipe is connected to gas cooker hob		
	Location	For the location of gas cooker hob, please refer to the "Appliances Schedule"		
(i) Washing Machine Connection Point	Location	Please refer to the "Schedule of Mechanical and Electrical Provisions for Residential Properties"		
	Design	Water point of a design of 22mm in diameter and drain point of a design of 40mm in diameter for washing machine are provided		
(j) Water Supply	(i) Material of water pipes	Copper pipes with thermal insulation for both cold and hot water supply system		
	(ii) Whether water pipes are concealed or exposed	Copper water pipes are partly concealed and partly exposed. Other than those parts of the water pipes concealed within concrete, the rest of the water pipes are exposed. The exposed water pipes may be covered or hidden by false ceilings, bulkheads, cabinets, claddings, non-concrete partition walls, designated pipe ducts or other materials		
	(iii) Whether hot water is available	Hot water is available		

23. FITTING, FINISHES AND APPLIANCES 裝置、裝修物料及設備

3. 室內裝置

適用於第9座地下及1樓A單位、第9座地下及1樓B單位、第10座地下及1樓A單位、第10座地下及1樓B單位、第11座地下及1樓A單位及第11座地下及1樓B單位

細項	描述		
		用料	
(c) 廚房	(i) 洗滌盆的用料	不銹鋼	
	(ii) 供水系統的用料	冷熱水供水系統採用配有隔熱層之銅喉	
		用料	裝修物料
	(iii) 廚櫃	可麗耐石材及木材	可麗耐石材及高光漆
	(iv) 所有其他裝置及設備的類型	其他裝置	洗手盆水龍頭
		裝置	類型
(d) 睡房	裝置(包括嵌入式衣櫃)的類型及用料	不適用	
(e) 電話	接駁點的位置及數目	請參閱「住宅單位機電裝置說明表」	
(f) 天線	接駁點的位置及數目	請參閱「住宅單位機電裝置說明表」	
(g) 電力裝置	(i) 供電附件(包括安全裝置)	供電附件	所有開關掣及插座之面板
		安全裝置	有提供三相電力並安裝微型斷路器
	(ii) 導管是隱藏或外露	導管是部分隱藏及部分外露。除部分隱藏於混凝土內之導管外，其他部分的導管均為外露。外露的導管可能被假天花、假陣、貯存櫃、覆蓋層、非混凝土間牆、指定之槽位或其他物料遮蓋或隱藏	
	(iii) 電插座及空調機接駁點的位置及數目	請參閱「住宅單位機電裝置說明表」	
(h) 氣體供應	類型	煤氣	
	系統	煤氣供應喉接駁煤氣煮食爐	
	位置	煤氣煮食爐位置，請參閱「設備說明表」	
(i) 洗衣機接駁點	位置	請參閱「住宅單位機電裝置說明表」	
	設計	設有洗衣機直徑40毫米之去水接駁喉位及直徑22毫米之來水接駁喉位	
(j) 供水	(i) 水管的用料	冷熱水供水系統採用配有隔熱層之銅喉	
	(ii) 水管是隱藏或外露	水管是部分隱藏及部分外露。除部分隱藏於混凝土內之水管外，其他部分的水管均為外露。外露的水管可能被假天花、假陣、貯存櫃、覆蓋層、非混凝土間牆、指定之槽位或其他物料遮蓋或隱藏	
	(iii) 有否熱水供應	有熱水供應	

23. FITTING, FINISHES AND APPLIANCES
裝置、裝修物料及設備

3. Interior Fittings

For Unit C on 2/F and 3/F of Block 9, Unit D on 2/F and 3/F of Block 9, Unit C on 2/F and 3/F of Block 10, Unit D on 2/F and 3/F of Block 10 and Unit D on 2/F and 3/F of Block 11

Item	Description	Material	Finishes	Accessories
(a) Doors	Main Entrance gate	Galvanized mild steel door and frame	Powder coated paint finish	Hinges and electronic locking device
	Door from Yard to Private Lift Lobby	Hollow galvanized mild steel core with galvanized mild steel frame and aluminium cladding	Fluorocarbon coating	Hinges, lockset, handle, door closer, flush bolt, password keypad and finger print
	Main Entrance door	Solid core timber door with hardwood frame	Wood veneer finish	Hinges, lockset, handle, door viewer, door closer and flush bolt
	Door from Private Lift Lobby to Corridor 1	Solid core timber door with hardwood frame and glass vision panel	Wood veneer finish	Hinges, lockset, handle and door closer
	Door from Corridor 1 to Common Area	Solid core timber door with hardwood frame	Paint	Hinges, lockset, handle and door closer
	Master Bedroom, Bedroom 1, Bedroom 2, Bedroom 3 and Master Bathroom door	Solid core timber door with hardwood frame	Paint	Hinges, lockset and handle
	Kitchen door	Solid core timber door with hardwood frame and glass vision panel	Paint	Hinges, handle and door closer
	Door from Kitchen to Corridor 1	Solid core timber door with hardwood frame	Paint and natural stone	Hinges, lockset and handle
	Bathroom 2, Bathroom 3 and Powder Room door	Solid core timber door with hardwood frame and louver	Paint	Hinges, lockset and handle
	Bathroom 1 door	Solid core timber sliding door with hardwood frame	Paint	Lockset and sliding track
	Store 1 door	Solid core timber door with hardwood frame	Paint and natural stone	Hinges, lockset, handle and door closer
	Lavatory door	Frosted glass bi-folding door with aluminum frame and louver	Powder coated paint finish	Lockset, handle and sliding track
	Lift Entrance on Third Floor	Aluminium alloy and stainless steel roller shutter	Polycarbonate	Sliding track
	Door from Staircase on Second Floor to Roof	Aluminium framed glass door	Fluorocarbon coating	Hinges, lockset and handle
	Door from Living Room and Dining Room to Balcony and Door from Master Bedroom to Balcony	Aluminium framed glass sliding door	Fluorocarbon coating	Lockset, handle and sliding track
Door to Open Air Air-Conditioner Plant	Aluminium framed grille door	Fluorocarbon coating	Hinges and lockset	

23. FITTING, FINISHES AND APPLIANCES 裝置、裝修物料及設備

3. 室內裝置

適用於第9座2樓及3樓C單位、第9座2樓及3樓D單位、第10座2樓及3樓C單位、第10座2樓及3樓D單位及第11座2樓及3樓D單位

細項	描述	用料	裝修物料	配件
(a) 門	主入口開門	鍍鋅低碳鋼門及門框	粉末塗漆飾面	門鉸及電子鎖裝置
	庭園往私人升降機大堂的門	空心鍍鋅低碳鋼門配鍍鋅低碳鋼門框及鋁質覆蓋層	氟碳塗層	門鉸、門鎖、手柄、氣鼓、天地栓、密碼鍵及指紋掃描器
	主入口大門	實心木門配實木門框	木皮飾面	門鉸、門鎖、手柄、防盜眼、氣鼓及天地栓
	私人升降機大堂往走廊1的門	實心木門配實木門框及玻璃視窗	木皮飾面	門鉸、門鎖、手柄及氣鼓
	走廊1往公用地方的門	實心木門配實木門框	油漆	門鉸、門鎖、手柄及氣鼓
	主人睡房、睡房1、睡房2、睡房3及主人浴室門	實心木門配實木門框	油漆	門鉸、門鎖及手柄
	廚房門	實心木門配實木門框及玻璃視窗	油漆	門鉸、手柄及氣鼓
	廚房往走廊1的門	實心木門配實木門框	油漆及天然石	門鉸、門鎖及手柄
	浴室2、浴室3及化妝間門	實心木門配實木門框及百葉	油漆	門鉸、門鎖及手柄
	浴室1門	實心木門配實木門框	油漆	門鎖及趟軌
	儲物房1門	實心木門配實木門框	油漆及天然石	門鉸、門鎖、手柄及氣鼓
	洗手間門	磨砂玻璃雙摺門配鋁框及百葉	粉末塗漆飾面	門鎖、手柄及趟軌
	3樓升降機入口	鋁合金及不銹鋼捲閘	聚碳酸酯	趟軌
	2樓樓梯往天台的門	鋁框玻璃門	氟碳塗層	門鉸、門鎖及手柄
	客廳及飯廳往露台的門及主人睡房往露台的門	鋁框玻璃趟門	氟碳塗層	門鎖、手柄及趟軌
	往室外冷氣機設備的門	鋁框格柵門	氟碳塗層	門鉸及門鎖

23. FITTING, FINISHES AND APPLIANCES
裝置、裝修物料及設備

3. Interior Fittings

For Unit C on 2/F and 3/F of Block 9, Unit D on 2/F and 3/F of Block 9, Unit C on 2/F and 3/F of Block 10,
Unit D on 2/F and 3/F of Block 10 and Unit D on 2/F and 3/F of Block 11

Item	Description				
	Fittings and equipments		Type	Material	
(b) Bathroom	(i) Type and material of fittings and equipment	Cabinet	Master Bathroom, Bathroom 1, Bathroom 2 and Bathroom 3	Basin cabinet	Natural stone, wood and metal
				Basin cabinet countertop	Natural stone
				Mirror cabinet	Natural stone, wood, mirror, glass and metal
		Sanitary fittings	Master Bathroom, Bathroom 1, Bathroom 2 and Bathroom 3	Toilet paper holder	Metal
				Robe hook	Metal
				Towel bar	Metal
				Wash basin	Vitreous china
				Wash basin mixer	Metal
				Water closet	Vitreous china
	Towel warmer (For Master Bathroom only)			Metal	
	(ii) Type and material of water supply system	Copper pipes with thermal insulation for both cold and hot water supply system			
	(iii) Type and material of bathing facilities (including shower or bath tub, if applicable)	Shower compartment	Master Bathroom and Bathroom 1: Tempered glass with stainless steel frame		
		Bath tub mixer, shower mixer, shower set and rain shower	Metal		
Bath tub		Enamelled steel			
(iv) Size of bath tub (if applicable)	Master Bathroom, Bathroom 2 and Bathroom 3	1600mm (L) x 700mm (W) x 420mm (H)			

23. FITTING, FINISHES AND APPLIANCES
裝置、裝修物料及設備

3. 室內裝置

適用於第9座2樓及3樓C單位、第9座2樓及3樓D單位、第10座2樓及3樓C單位、第10座2樓及3樓D單位及第11座2樓及3樓D單位

細項	描述				
	裝置及設備		類型	用料	
(b) 浴室	(i) 裝置及設備的類型及用料	櫃	主人浴室、浴室1、浴室2及浴室3	洗手盆櫃	天然石、木材及金屬
				洗手盆櫃檯面	天然石
				鏡櫃	天然石、木材、鏡、玻璃及金屬
		潔具	主人浴室、浴室1、浴室2及浴室3	廁紙架	金屬
				掛勾	金屬
				毛巾棍	金屬
				洗手盆	陶瓷
				洗手盆水龍頭	金屬
				坐廁	陶瓷
	毛巾暖架(只適用於主人浴室)			金屬	
	(ii) 供水系統的類型及用料	冷熱水供水系統採用配有隔熱層之銅喉			
	(iii) 沐浴設施(包括花灑或浴缸, 如適用的話)	淋浴間	主人浴室及浴室1: 強化玻璃配不銹鋼支架		
		浴缸水龍頭、淋浴間水龍頭、花灑套裝及雨淋花灑	金屬		
浴缸		搪瓷鋼鐵			
(iv) 浴缸大小(如適用的話)	主人浴室、浴室2及浴室3	1600毫米(長) x 700毫米(闊) x 420毫米(高)			

23. FITTING, FINISHES AND APPLIANCES
裝置、裝修物料及設備

3. Interior Fittings

For Unit C on 2/F and 3/F of Block 9, Unit D on 2/F and 3/F of Block 9, Unit C on 2/F and 3/F of Block 10, Unit D on 2/F and 3/F of Block 10 and Unit D on 2/F and 3/F of Block 11

Item	Description		
		Material	
(c) Kitchen	(i) Material of sink unit	Stainless steel	
	(ii) Material of water supply system	Copper pipes with thermal insulation for both cold and hot water supply system	
		Material	Finishes
	(iii) Kitchen cabinet	Corian stone and timber	Corian stone and high gloss lacquered
	(iv) Type of all other fittings and equipment	Other fittings	Sink mixer
		Fittings	Type Material
(d) Bedroom	Type and material of fittings (including built-in wardrobe)	Not Applicable	
(e) Telephone	Location and number of connection points	Please refer to the "Schedule of Mechanical and Electrical Provisions for Residential Properties"	
(f) Aerials	Location and number of connection points	Please refer to the "Schedule of Mechanical and Electrical Provisions for Residential Properties"	
(g) Electrical Installations	(i) Electrical fittings (including safety devices)	Electrical fittings	Faceplate for all switches and power sockets
		Safety devices	Three-phase electricity supply board with miniature circuit breakers is provided
	(ii) Whether conduits are concealed or exposed	Conduits are partly concealed and partly exposed. Other than those parts of the conduits concealed within concrete, the rest of the conduit are exposed. Exposed conduits may be covered or hidden by false ceilings, bulkheads, cabinets, cladding, non-concrete partition walls, designated pipe ducts or other materials	
	(iii) Location and number of power points and air-conditioner points	Please refer to the "Schedule of Mechanical and Electrical Provisions for Residential Properties"	
(h) Gas Supply	Type	Towngas	
	System	Gas supply pipe is connected to gas cooker hob	
	Location	For the location of gas cooker hob, please refer to the "Appliances Schedule"	
(i) Washing Machine Connection Point	Location	Please refer to the "Schedule of Mechanical and Electrical Provisions for Residential Properties"	
	Design	Water point of a design of 22mm in diameter and drain point of a design of 40mm in diameter for washing machine are provided	
(j) Water Supply	(i) Material of water pipes	Copper pipes with thermal insulation for both cold and hot water supply system	
	(ii) Whether water pipes are concealed or exposed	Copper water pipes are partly concealed and partly exposed. Other than those parts of the water pipes concealed within concrete, the rest of the water pipes are exposed. The exposed water pipes may be covered or hidden by false ceilings, bulkheads, cabinets, claddings, non-concrete partition walls, designated pipe ducts or other materials	
	(iii) Whether hot water is available	Hot water is available	

23. FITTING, FINISHES AND APPLIANCES 裝置、裝修物料及設備

3. 室內裝置

適用於第9座2樓及3樓C單位、第9座2樓及3樓D單位、第10座2樓及3樓C單位、第10座2樓及3樓D單位及第11座2樓及3樓D單位

細項	描述			
		用料		
(c) 廚房	(i) 洗滌盆的用料	不銹鋼		
	(ii) 供水系統的用料	冷熱水供水系統採用配有隔熱層之銅喉		
		用料	裝修物料	
	(iii) 廚櫃	可麗耐石材及木材	可麗耐石材及高光漆	
	(iv) 所有其他裝置及設備的類型	其他裝置	洗手盆水龍頭	
		裝置	類型	用料
(d) 睡房	裝置(包括嵌入式衣櫃)的類型及用料	不適用		
(e) 電話	接駁點的位置及數目	請參閱「住宅單位機電裝置說明表」		
(f) 天線	接駁點的位置及數目	請參閱「住宅單位機電裝置說明表」		
(g) 電力裝置	(i) 供電附件(包括安全裝置)	供電附件	所有開關掣及插座之面板	
		安全裝置	有提供三相電力並安裝微型斷路器	
	(ii) 導管是隱藏或外露	導管是部分隱藏及部分外露。除部分隱藏於混凝土內之導管外，其他部分的導管均為外露。外露的導管可能被假天花、假陣、貯存櫃、覆蓋層、非混凝土間牆、指定之槽位或其他物料遮蓋或隱藏		
	(iii) 電插座及空調機接駁點的位置及數目	請參閱「住宅單位機電裝置說明表」		
(h) 氣體供應	類型	煤氣		
	系統	煤氣供應喉接駁煤氣煮食爐		
	位置	煤氣煮食爐位置，請參閱「設備說明表」		
(i) 洗衣機接駁點	位置	請參閱「住宅單位機電裝置說明表」		
	設計	設有洗衣機直徑40毫米之去水接駁喉位及直徑22毫米之來水接駁喉位		
(j) 供水	(i) 水管的用料	冷熱水供水系統採用配有隔熱層之銅喉		
	(ii) 水管是隱藏或外露	水管是部分隱藏及部分外露。除部分隱藏於混凝土內之水管外，其他部分的水管均為外露。外露的水管可能被假天花、假陣、貯存櫃、覆蓋層、非混凝土間牆、指定之槽位或其他物料遮蓋或隱藏		
	(iii) 有否熱水供應	有熱水供應		

23. FITTING, FINISHES AND APPLIANCES
裝置、裝修物料及設備

3. Interior Fittings

For Unit A on G/F and 1/F of Block 12

Item	Description		Material	Finishes	Accessories
(a) Doors	Main Entrance gate		Galvanized mild steel door and frame	Powder coated paint finish	Hinges, electronic locking device and floor bolt
	Main Entrance door		Hollow galvanized mild steel core with galvanized mild steel frame and aluminium cladding	Fluorocarbon coating	Hinges, lockset, handle, door closer, password keypad and finger print
	Private Lift Lobby door on Lower Ground Floor		Solid core timber door with hardwood frame	Wood veneer finish	Hinges, lockset, handle and door closer
	Door from Foyer 1 to Foyer 2		Solid core timber door with hardwood frame	Wood veneer finish with metal trim	Hinges, lockset, handle, door closer and flush bolt
	Master Bedroom, Master Bathroom and Bathroom 1 door		Solid core timber door with hardwood frame	Wood veneer finish with metal trim	Hinges, lockset, handle and flush bolt
	Bedroom 1, Bedroom 2 and Bedroom 3 door		Solid core timber door with hardwood frame	Wood veneer finish with metal trim	Hinges, lockset and handle
	Kitchen door		Solid core timber door with hardwood frame and glass vision panel	Wood veneer finish with metal trim	Hinges, handle and door closer
	Bathroom 2, Bathroom 3 and Powder Room door		Solid core timber door with hardwood frame and louver	Wood veneer finish with metal trim	Hinges, lockset and handle
	Store door		Solid core timber door with hardwood frame	Paint	Hinges and handle
	Store 1 door		Solid core timber door with hardwood frame	Wood veneer finish with metal trim	Hinges, lockset, handle and door closer
	Lavatory door		Frosted glass bi-folding door with aluminum frame and louver	Powder coated paint finish	Lockset, handle and sliding track
	Hose Reel door		Solid core timber door with hardwood frame	Paint	Hinges
	Lift Entrance on Ground Floor and First Floor		Solid core timber sliding door	Paint	Sliding track and floor bolt
	Door from Garden to Living Room and Dining Room and Door from Master Bedroom to Balcony		Aluminium framed glass sliding door	Fluorocarbon coating	Lockset, handle and sliding track
	Door from Garden to Planter (Common)		Tempered glass door	Not applicable	Hinges and lockset
	Flat Roof for Air-Conditioner Plant door		Stainless steel door and frame	Not applicable	Hinges, lockset and handle
		Fittings and equipments		Type	Material
(b) Bathroom	(i) Type and material of fittings and equipment	Cabinet	Master Bathroom, Bathroom 1, Bathroom 2 and Bathroom 3	Basin cabinet	Natural stone, wood, glass and metal
				Basin cabinet countertop	Natural stone
				Mirror cabinet	Natural stone, wood, mirror, glass and metal
	Sanitary fittings	Master Bathroom, Bathroom 1, Bathroom 2 and Bathroom 3	Toilet paper holder	Metal	
			Robe hook	Metal	
			Towel bar	Metal	
			Wash basin	Vitreous china	
			Wash basin mixer	Metal	
			Water closet	Vitreous china	
			Towel warmer (For Master Bathroom only)	Metal	
(ii) Type and material of water supply system	Copper pipes with thermal insulation for both cold and hot water supply system				
(iii) Type and material of bathing facilities (including shower or bath tub, if applicable)	Shower compartment	Master Bathroom: Block wall with tempered glass			
	Bath tub mixer, shower mixer, shower set and rain shower	Metal			
	Bath tub	Enamelled steel			
(iv) Size of bath tub (if applicable)	Master Bathroom	1900mm (L) x 900mm (W) x 450mm (H)			
	Bathroom 1, Bathroom 2 and Bathroom 3	1600mm (L) x 700mm (W) x 420mm (H)			

23. FITTING, FINISHES AND APPLIANCES 裝置、裝修物料及設備

3. 室內裝置

適用於第12座地下及1樓A單位

細項	描述		用料	裝修物料	配件
(a) 門	主入口開門		鍍鋅低碳鋼門及門框	粉末塗漆飾面	門鉸、電子鎖裝置及地門門
	主入口大門		空心鍍鋅低碳鋼門配鍍鋅低碳鋼門框及鋁質覆蓋層	氟碳塗層	門鉸、門鎖、手柄、氣鼓、密碼鍵及指紋掃描器
	於地下低層之私人升降機大堂門		實心木門配實木門框	木皮飾面	門鉸、門鎖、手柄及氣鼓
	前廳1往前廳2的門		實心木門配實木門框	木皮飾面配金屬飾線	門鉸、門鎖、手柄、氣鼓及天地栓
	主人睡房、主人浴室及浴室1門		實心木門配實木門框	木皮飾面配金屬飾線	門鉸、門鎖、手柄及天地栓
	睡房1、睡房2及睡房3門		實心木門配實木門框	木皮飾面配金屬飾線	門鉸、門鎖及手柄
	廚房門		實心木門配實木門框及玻璃視窗	木皮飾面配金屬飾線	門鉸、手柄及氣鼓
	浴室2、浴室3及化妝間門		實心木門配實木門框及百葉	木皮飾面配金屬飾線	門鉸、門鎖及手柄
	儲物房門		實心木門配實木門框	油漆	門鉸及手柄
	儲物間1門		實心木門配實木門框	木皮飾面配金屬飾線	門鉸、門鎖、手柄及氣鼓
	洗手間門		磨砂玻璃雙摺門配鋁框及百葉	粉末塗漆飾面	門鎖、手柄及趟軌
	消防喉轆門		實心木門配實木門框	油漆	門鉸
	地下及1樓升降機入口		實心木趟門	油漆	趟軌及地門門
	花園往客廳及飯廳的門及主人睡房往露台的門		鋁框玻璃趟門	氟碳塗層	門鎖、手柄及趟軌
	花園往花槽(公用)的門		強化玻璃門	不適用	門鉸及門鎖
冷氣機設備平台的門		不銹鋼門及門框	不適用	門鉸、門鎖及手柄	
		裝置及設備		類型	用料
(b) 浴室	(i) 裝置及設備的類型及用料	櫃	主人浴室、浴室1、浴室2及浴室3	洗手盆櫃	天然石、木材、玻璃及金屬
				洗手盆櫃檯面	天然石
				鏡櫃	天然石、木材、鏡、玻璃及金屬
	(i) 裝置及設備的類型及用料	潔具	主人浴室、浴室1、浴室2及浴室3	廁紙架	金屬
				掛勾	金屬
				毛巾棍	金屬
				洗手盆	陶瓷
				洗手盆水龍頭	金屬
				坐廁	陶瓷
				毛巾暖架(只適用於主人浴室)	金屬
(ii) 供水系統的類型及用料	冷熱水供水系統採用配有隔熱層之銅喉				
(iii) 沐浴設施(包括花灑或浴缸,如適用的話)	淋浴間		主人浴室: 磚牆配強化玻璃		
	浴缸水龍頭、淋浴間水龍頭、花灑套裝及雨淋花灑		金屬		
	浴缸		搪瓷鋼鐵		
(iv) 浴缸大小(如適用的話)	主人浴室		1900毫米(長) x 900毫米(闊) x 450毫米(高)		
	浴室1、浴室2及浴室3		1600毫米(長) x 700毫米(闊) x 420毫米(高)		

23. FITTING, FINISHES AND APPLIANCES
裝置、裝修物料及設備

3. Interior Fittings

For Unit A on G/F and 1/F of Block 12

Item	Description		Material
(c) Kitchen	(i) Material of sink unit		Stainless steel
	(ii) Material of water supply system		Copper pipes with thermal insulation for both cold and hot water supply system
		Material	Finishes
	(iii) Kitchen cabinet	Corian stone and timber	Corian stone and high gloss lacquered
	(iv) Type of all other fittings and equipment	Other fittings	Sink mixer
		Fittings	Type Material
(d) Bedroom	Type and material of fittings (including built-in wardrobe)	Not Applicable	
(e) Telephone	Location and number of connection points	Please refer to the "Schedule of Mechanical and Electrical Provisions for Residential Properties"	
(f) Aerials	Location and number of connection points	Please refer to the "Schedule of Mechanical and Electrical Provisions for Residential Properties"	
(g) Electrical Installations	(i) Electrical fittings (including safety devices)	Electrical fittings	Faceplate for all switches and power sockets
		Safety devices	Three-phase electricity supply board with miniature circuit breakers is provided
	(ii) Whether conduits are concealed or exposed	Conduits are partly concealed and partly exposed. Other than those parts of the conduits concealed within concrete, the rest of the conduit are exposed. Exposed conduits may be covered or hidden by false ceilings, bulkheads, cabinets, cladding, non-concrete partition walls, designated pipe ducts or other materials	
	(iii) Location and number of power points and air-conditioner points	Please refer to the "Schedule of Mechanical and Electrical Provisions for Residential Properties"	
(h) Gas Supply	Type	Towngas	
	System	Gas supply pipe is connected to gas cooker hob	
	Location	For the location of gas cooker hob, please refer to the "Appliances Schedule"	
(i) Washing Machine Connection Point	Location	Please refer to the "Schedule of Mechanical and Electrical Provisions for Residential Properties"	
	Design	Water point of a design of 22mm in diameter and drain point of a design of 40mm in diameter for washing machine are provided	
(j) Water Supply	(i) Material of water pipes	Copper pipes with thermal insulation for both cold and hot water supply system	
	(ii) Whether water pipes are concealed or exposed	Copper water pipes are partly concealed and partly exposed. Other than those parts of the water pipes concealed within concrete, the rest of the water pipes are exposed. The exposed water pipes may be covered or hidden by false ceilings, bulkheads, cabinets, claddings, non-concrete partition walls, designated pipe ducts or other materials	
	(iii) Whether hot water is available	Hot water is available	

23. FITTING, FINISHES AND APPLIANCES 裝置、裝修物料及設備

3. 室內裝置

適用於第12座地下及1樓A單位

細項	描述		用料	
(c) 廚房	(i) 洗滌盆的用料		不銹鋼	
	(ii) 供水系統的用料		冷熱水供水系統採用配有隔熱層之銅喉	
		用料	裝修物料	
	(iii) 廚櫃	可麗耐石材及木材	可麗耐石材及高光漆	
	(iv) 所有其他裝置及設備的類型	其他裝置	洗手盆水龍頭	
		裝置	類型	用料
(d) 睡房	裝置(包括嵌入式衣櫃)的類型及用料	不適用		
(e) 電話	接駁點的位置及數目	請參閱「住宅單位機電裝置說明表」		
(f) 天線	接駁點的位置及數目	請參閱「住宅單位機電裝置說明表」		
(g) 電力裝置	(i) 供電附件(包括安全裝置)	供電附件	所有開關掣及插座之面板	
		安全裝置	有提供三相電力並安裝微型斷路器	
	(ii) 導管是隱藏或外露	導管是部分隱藏及部分外露。除部分隱藏於混凝土內之導管外，其他部分的導管均為外露。外露的導管可能被假天花、假陣、貯存櫃、覆蓋層、非混凝土間牆、指定之槽位或其他物料遮蓋或隱藏		
	(iii) 電插座及空調機接駁點的位置及數目	請參閱「住宅單位機電裝置說明表」		
(h) 氣體供應	類型	煤氣		
	系統	煤氣供應喉接駁煤氣煮食爐		
	位置	煤氣煮食爐位置，請參閱「設備說明表」		
(i) 洗衣機接駁點	位置	請參閱「住宅單位機電裝置說明表」		
	設計	設有洗衣機直徑40毫米之去水接駁喉位及直徑22毫米之來水接駁喉位		
(j) 供水	(i) 水管的用料	冷熱水供水系統採用配有隔熱層之銅喉		
	(ii) 水管是隱藏或外露	水管是部分隱藏及部分外露。除部分隱藏於混凝土內之水管外，其他部分的水管均為外露。外露的水管可能被假天花、假陣、貯存櫃、覆蓋層、非混凝土間牆、指定之槽位或其他物料遮蓋或隱藏		
	(iii) 有否熱水供應	有熱水供應		

23. FITTING, FINISHES AND APPLIANCES
裝置、裝修物料及設備

3. Interior Fittings

For Unit B on 2/F and 3/F of Block 12

Item	Description		Material	Finishes	Accessories
(a) Doors	Main Entrance gate		Galvanized mild steel door and frame	Powder coated paint finish	Hinges, electronic locking device and floor bolt
	Door from Yard to Private Lift Lobby		Hollow galvanized mild steel core with galvanized mild steel frame and aluminium cladding	Fluorocarbon coating	Hinges, lockset, handle, door closer, password keypad and finger print
	Private Lift Lobby door on Lower Ground Floor		Solid core timber door with hardwood frame	Wood veneer finish	Hinges, lockset, handle and door closer
	Main Entrance door		Solid core timber door with hardwood frame	Wood veneer finish with metal trim	Hinges, lockset, handle, door closer and flush bolt
	Master Bedroom and Master Bathroom door		Solid core timber door with hardwood frame	Wood veneer finish with metal trim	Hinges, lockset, handle and flush bolt
	Bedroom 1, Bedroom 2, Bedroom 3, Bedroom 4, Corridor 1, Walk-In Closet and Store 2 door		Solid core timber door with hardwood frame	Wood veneer finish with metal trim	Hinges, lockset and handle
	Kitchen door		Solid core timber door with hardwood frame and glass vision panel	Wood veneer finish with metal trim	Hinges, handle and door closer
	Bathroom 1, Bathroom 2, Bathroom 3 and Bathroom 4 door		Solid core timber door with hardwood frame and louver	Wood veneer finish with metal trim	Hinges, lockset and handle
	Store 1 door		Solid core timber door with hardwood frame	Wood veneer finish with metal trim	Hinges, lockset, handle and door closer
	Lavatory door		Frosted glass bi-folding door with aluminum frame and louver	Powder coated paint finish	Lockset, handle and sliding track
	Hose Reel door		Solid core timber door with hardwood frame	Paint	Hinges
	Lift Entrance on Third Floor		Solid core timber sliding door	Paint	Sliding track and floor bolt
	Door from Staircase on Second Floor to Roof		Aluminium framed glass door	Fluorocarbon coating	Hinges, lockset and handle
	Door from Living Room and Dining Room to Balcony and Door from Master Bedroom to Balcony		Aluminium framed glass sliding door	Fluorocarbon coating	Lockset, handle and sliding track
	Door to Air-Conditioner on Roof Floor		Aluminium framed grille door	Fluorocarbon coating	Hinges and lockset
		Fittings and equipments		Type	Material
(b) Bathroom	(i) Type and material of fittings and equipment	Cabinet	Master Bathroom, Bathroom 1, Bathroom 2, Bathroom 3 and Bathroom 4	Basin cabinet	Natural stone, wood, glass and metal
				Basin cabinet countertop	Natural stone
				Mirror cabinet	Natural stone, wood, mirror, glass and metal
		Sanitary fittings	Master Bathroom, Bathroom 1, Bathroom 2, Bathroom 3 and Bathroom 4	Toilet paper holder	Metal
				Robe hook	Metal
				Towel bar	Metal
				Wash basin	Vitreous china
				Wash basin mixer	Metal
	Water closet			Vitreous china	
	Towel warmer (For Master Bathroom only)			Metal	
	(ii) Type and material of water supply system	Copper pipes with thermal insulation for both cold and hot water supply system			
	(iii) Type and material of bathing facilities (including shower or bath tub, if applicable)	Shower compartment	Master Bathroom: Tempered glass with stainless steel frame		
		Bath tub mixer, shower mixer, shower set and rain shower	Metal		
Bath tub		Enamelled steel			
(iv) Size of bath tub (if applicable)	Master Bathroom	1900mm (L) x 900mm (W) x 450mm (H)			
	Bathroom 1, Bathroom 2, Bathroom 3 and Bathroom 4	1600mm (L) x 700mm (W) x 420mm (H)			

23. FITTING, FINISHES AND APPLIANCES 裝置、裝修物料及設備

3. 室內裝置

適用於第12座2樓及3樓B單位

細項	描述		用料	裝修物料	配件
(a) 門	主入口開門		鍍鋅低碳鋼門及門框	粉末塗漆飾面	門鉸、電子鎖裝置及地門門
	庭園往私人升降機大堂的門		空心鍍鋅低碳鋼門配鍍鋅低碳鋼門框及鋁質覆蓋層	氟碳塗層	門鉸、門鎖、手柄、氣鼓、密碼鍵及指紋掃描器
	於地下低層之私人升降機大堂門		實心木門配實木門框	木皮飾面	門鉸、門鎖、手柄及氣鼓
	主入口大門		實心木門配實木門框	木皮飾面配金屬飾線	門鉸、門鎖、手柄、氣鼓及天地栓
	主人睡房及主人浴室門		實心木門配實木門框	木皮飾面配金屬飾線	門鉸、門鎖、手柄及天地栓
	睡房1、睡房2、睡房3、睡房4、走廊1、衣帽間及儲物間2門		實心木門配實木門框	木皮飾面配金屬飾線	門鉸、門鎖及手柄
	廚房門		實心木門配實木門框及玻璃視窗	木皮飾面配金屬飾線	門鉸、手柄及氣鼓
	浴室1、浴室2、浴室3及浴室4門		實心木門配實木門框及百葉	木皮飾面配金屬飾線	門鉸、門鎖及手柄
	儲物間1門		實心木門配實木門框	木皮飾面配金屬飾線	門鉸、門鎖、手柄及氣鼓
	洗手間門		磨砂玻璃雙摺門配鋁框及百葉	粉末塗漆飾面	門鎖、手柄及趟軌
	消防喉轆門		實心木門配實木門框	油漆	門鉸
	3樓升降機入口		實心木趟門	油漆	趟軌及地門門
	2樓樓梯往天台的門		鋁框玻璃門	氟碳塗層	門鉸、門鎖及手柄
	客廳及飯廳往露台的門及主人睡房往露台的門		鋁框玻璃趟門	氟碳塗層	門鎖、手柄及趟軌
	於天台往冷氣機的門		鋁框格柵門	氟碳塗層	門鉸及門鎖
(b) 浴室			裝置及設備	類型	用料
	(i) 裝置及設備的類型及用料	櫃	主人浴室、浴室1、浴室2、浴室3及浴室4	洗手盆櫃	天然石、木材、玻璃及金屬
				洗手盆櫃檯面	天然石
				鏡櫃	天然石、木材、鏡、玻璃及金屬
		潔具	主人浴室、浴室1、浴室2、浴室3及浴室4	廁紙架	金屬
				掛勾	金屬
				毛巾棍	金屬
				洗手盆	陶瓷
				洗手盆水龍頭	金屬
	坐廁	陶瓷			
	毛巾暖架(只適用於主人浴室)	金屬			
	(ii) 供水系統的類型及用料		冷熱水供水系統採用配有隔熱層之銅喉		
	(iii) 沐浴設施(包括花灑或浴缸,如適用的話)	淋浴間		主人浴室: 強化玻璃配不銹鋼支架	
		浴缸水龍頭、淋浴間水龍頭、花灑套裝及雨淋花灑		金屬	
		浴缸		搪瓷鋼鐵	
(iv) 浴缸大小(如適用的話)	主人浴室		1900毫米(長) x 900毫米(闊) x 450毫米(高)		
	浴室1、浴室2、浴室3及浴室4		1600毫米(長) x 700毫米(闊) x 420毫米(高)		

23. FITTING, FINISHES AND APPLIANCES
裝置、裝修物料及設備

3. Interior Fittings

For Unit B on 2/F and 3/F of Block 12

Item	Description		Material
(c) Kitchen	(i) Material of sink unit		Stainless steel
	(ii) Material of water supply system		Copper pipes with thermal insulation for both cold and hot water supply system
		Material	Finishes
	(iii) Kitchen cabinet	Corian stone and timber	Corian stone and high gloss lacquered
	(iv) Type of all other fittings and equipment	Other fittings	Sink mixer
		Fittings	Type Material
(d) Bedroom	Type and material of fittings (including built-in wardrobe)	Not Applicable	
(e) Telephone	Location and number of connection points	Please refer to the "Schedule of Mechanical and Electrical Provisions for Residential Properties"	
(f) Aerials	Location and number of connection points	Please refer to the "Schedule of Mechanical and Electrical Provisions for Residential Properties"	
(g) Electrical Installations	(i) Electrical fittings (including safety devices)	Electrical fittings	Faceplate for all switches and power sockets
		Safety devices	Three-phase electricity supply board with miniature circuit breakers is provided
	(ii) Whether conduits are concealed or exposed	Conduits are partly concealed and partly exposed. Other than those parts of the conduits concealed within concrete, the rest of the conduit are exposed. Exposed conduits may be covered or hidden by false ceilings, bulkheads, cabinets, cladding, non-concrete partition walls, designated pipe ducts or other materials	
	(iii) Location and number of power points and air-conditioner points	Please refer to the "Schedule of Mechanical and Electrical Provisions for Residential Properties"	
(h) Gas Supply	Type	Towngas	
	System	Gas supply pipe is connected to gas cooker hob	
	Location	For the location of gas cooker hob, please refer to the "Appliances Schedule"	
(i) Washing Machine Connection Point	Location	Please refer to the "Schedule of Mechanical and Electrical Provisions for Residential Properties"	
	Design	Water point of a design of 22mm in diameter and drain point of a design of 40mm in diameter for washing machine are provided	
(j) Water Supply	(i) Material of water pipes	Copper pipes with thermal insulation for both cold and hot water supply system	
	(ii) Whether water pipes are concealed or exposed	Copper water pipes are partly concealed and partly exposed. Other than those parts of the water pipes concealed within concrete, the rest of the water pipes are exposed. The exposed water pipes may be covered or hidden by false ceilings, bulkheads, cabinets, claddings, non-concrete partition walls, designated pipe ducts or other materials	
	(iii) Whether hot water is available	Hot water is available	

23. FITTING, FINISHES AND APPLIANCES 裝置、裝修物料及設備

3. 室內裝置

適用於第12座2樓及3樓B單位

細項	描述		用料	
(c) 廚房	(i) 洗滌盆的用料		不銹鋼	
	(ii) 供水系統的用料		冷熱水供水系統採用配有隔熱層之銅喉	
		用料	裝修物料	
	(iii) 廚櫃	可麗耐石材及木材	可麗耐石材及高光漆	
	(iv) 所有其他裝置及設備的類型	其他裝置	洗手盆水龍頭	
		裝置	類型	用料
(d) 睡房	裝置(包括嵌入式衣櫃)的類型及用料	不適用		
(e) 電話	接駁點的位置及數目	請參閱「住宅單位機電裝置說明表」		
(f) 天線	接駁點的位置及數目	請參閱「住宅單位機電裝置說明表」		
(g) 電力裝置	(i) 供電附件(包括安全裝置)	供電附件	所有開關掣及插座之面板	
		安全裝置	有提供三相電力並安裝微型斷路器	
	(ii) 導管是隱藏或外露	導管是部分隱藏及部分外露。除部分隱藏於混凝土內之導管外，其他部分的導管均為外露。外露的導管可能被假天花、假陣、貯存櫃、覆蓋層、非混凝土間牆、指定之槽位或其他物料遮蓋或隱藏		
	(iii) 電插座及空調機接駁點的位置及數目	請參閱「住宅單位機電裝置說明表」		
(h) 氣體供應	類型	煤氣		
	系統	煤氣供應喉接駁煤氣煮食爐		
	位置	煤氣煮食爐位置，請參閱「設備說明表」		
(i) 洗衣機接駁點	位置	請參閱「住宅單位機電裝置說明表」		
	設計	設有洗衣機直徑40毫米之去水接駁喉位及直徑22毫米之來水接駁喉位		
(j) 供水	(i) 水管的用料	冷熱水供水系統採用配有隔熱層之銅喉		
	(ii) 水管是隱藏或外露	水管是部分隱藏及部分外露。除部分隱藏於混凝土內之水管外，其他部分的水管均為外露。外露的水管可能被假天花、假陣、貯存櫃、覆蓋層、非混凝土間牆、指定之槽位或其他物料遮蓋或隱藏		
	(iii) 有否熱水供應	有熱水供應		

23. FITTING, FINISHES AND APPLIANCES
裝置、裝修物料及設備

3. Interior Fittings
For Unit B on 2/F and 3/F of Block 1

Item	Description		Material	Finishes	Accessories
(a) Doors	Main Entrance door		Solid core timber door with metal frame	Wood veneer finish	Hinges, lockset, handle, door viewer, door closer and flush bolt
	Door from Private Lift Lobby to Common Area		Solid core timber door with hardwood frame	Wood veneer finish	Hinges, lockset, handle and door closer
	Master Bedroom door		Solid core timber door with hardwood frame	Wood veneer finish and matt lacquered finish	Hinges, lockset and handle
	Bedroom 1 and Bedroom 3 door		Solid core timber door with hardwood frame	Wood veneer finish and matt lacquered finish	Hinges, lockset and handle
	Bedroom 2 door		Metal framed sliding glass door	Metal and glass	Lockset and sliding track
	Kitchen door		Solid core timber door with hardwood frame and glass vision panel	Wood veneer finish	Hinges, handle and door closer
	Master Bathroom door		Glass sliding door with metal frame	Glass and metal	Lockset, handle and sliding track
	Bathroom 1 door		Solid core timber door with hardwood frame and louver	Matt lacquered finish	Hinges, lockset and handle
	Bathroom 2 door		Solid core timber door with hardwood frame	Matt lacquered finish	Hinges, lockset and handle
	Powder Room door		Solid core timber door with hardwood frame and louver	Matt lacquered finish	Hinges, lockset, handle and door closer
	Door from Maid Room to Common Area		Solid core timber door with hardwood frame	Wood veneer finish	Hinges, lockset, handle and door closer
	Maid Room door		Solid core timber door with hardwood frame and glass vision panel	Wood veneer finish	Hinges, lockset, handle and door closer
	Store 1 door		Matt lacquered wood panel door	Metal and matt lacquered finish	Hinges
	Lavatory door		Bi-folding glass door	Glass and metal	Lockset, handle and sliding track
	Door from Staircase on Second Floor to Roof		Aluminium framed glass door	Fluorocarbon coating	Hinges, lockset and handle
	Door from Living Room and Dining Room to Balcony and Door from Master Bedroom to Balcony		Aluminium framed sliding glass door	Fluorocarbon coating	Lockset, handle and sliding track
Door to Open Air Air-Conditioner Plant		Aluminium framed grille door	Fluorocarbon coating	Hinges and lockset	
		Fittings and equipments		Type	Material
(b) Bathroom	(i) Type and material of fittings and equipment	Cabinet	Master Bathroom, Bathroom 1 and Bathroom 2	Basin cabinet	Master bedroom: Natural stone, wood and metal Bathroom 1 and Bathroom 2: Wood and metal
				Basin cabinet countertop	Natural stone
				Mirror cabinet	Wood, mirror, glass and metal
		Sanitary fittings	Master Bathroom, Bathroom 1 and Bathroom 2	Toilet paper holder	Colour electro-plated metal
				Robe hook	
				Towel bar	
				Wash basin	Vitreous china
				Wash basin mixer	Colour electro-plated metal
				Water closet	Vitreous china
				Towel warmer (For Master Bathroom only)	Colour electro-plated metal
(ii) Type and material of water supply system		Copper pipes with thermal insulation for both cold and hot water supply system			
(iii) Type and material of bathing facilities (including shower or bath tub, if applicable)	Shower compartment		Master Bathroom: Tempered glass with stainless steel frame		
	Bath tub mixer, shower mixer, shower set and rain shower		Colour electro-plated metal		
	Bath tub		Enameled steel		
	Master Bathroom, Bathroom 1 and Bathroom 2		1600mm (W) x 700mm(D) x H420mm(H)		

23. FITTING, FINISHES AND APPLIANCES 裝置、裝修物料及設備

3. 室內裝置 適用於第1座2樓及3樓B單位

細項	描述				
		用料	裝修物料	配件	
(a) 門	主入口大門		實心木門配金屬門框	木皮飾面	門鉸、門鎖、手柄、防盜眼、氣鼓及天地栓
	私人升降機大堂往公用地方的門		實心木門配實木門框	木皮飾面	門鉸、門鎖、手柄及氣鼓
	主人睡房門		實心木門配實木門框	木皮飾面及啞面焗漆飾面	門鉸、門鎖及手柄
	睡房1及睡房3門		實心木門配實木門框	木皮飾面及啞面焗漆飾面	門鉸、門鎖及手柄
	睡房2門		金屬框玻璃趟門	金屬及玻璃	門鎖及趟軌
	廚房門		實心木門配實木門框及玻璃視窗	木皮飾面	門鉸、手柄及氣鼓
	主人浴室門		玻璃趟門配金屬門框	玻璃及金屬	門鎖、手柄及趟軌
	浴室1門		實心木門配實木門框及百葉	啞面焗漆飾面	門鉸、門鎖及手柄
	浴室2門		實心木門配實木門框	啞面焗漆飾面	門鉸、門鎖及手柄
	化妝間門		實心木門配實木門框及百葉	啞面焗漆飾面	門鉸、門鎖、手柄及氣鼓
	工人房往公用地方的門		實心木門配實木門框	木皮飾面	門鉸、門鎖、手柄及氣鼓
	工人房門		實心木門配實木門框及玻璃視窗	木皮飾面	門鉸、門鎖、手柄及氣鼓
	儲物房1門		啞面焗漆木面板門	金屬及啞面焗漆飾面	門鉸
	洗手間門		玻璃雙摺門	玻璃及金屬	門鎖、手柄及趟軌
	2樓樓梯往天台的門		鋁框玻璃門	氟碳塗層	門鉸、門鎖及手柄
	客廳及飯廳往露台的門及主人睡房往露台的門		鋁框玻璃趟門	氟碳塗層	門鎖、手柄及趟軌
	往室外冷氣機設備的門		鋁框格柵門	氟碳塗層	門鉸及門鎖
		裝置及設備	類型	用料	
(b) 浴室	(i) 裝置及設備的類型及用料	櫃	主人浴室、浴室1及浴室2	洗手盆櫃	主人浴室： 天然石、木材及金屬 浴室1及浴室2： 木材及金屬
				洗手盆櫃枱面	天然石
				鏡櫃	木材、鏡、玻璃及金屬
	(i) 裝置及設備的類型及用料	潔具	主人浴室、浴室1及浴室2	廁紙架	有色電鍍金屬
				浴袍掛鉤	
				毛巾架	
				洗手盆	陶瓷
				洗手盆水龍頭	有色電鍍金屬
				坐廁	陶瓷
	(ii) 供水系統的類型及用料		冷熱水供水系統採用配有隔熱層之銅喉		
	(iii) 沐浴設施(包括花灑或浴缸, 如適用的話)	淋浴間	主人浴室： 強化玻璃配不銹鋼支架		
浴缸水龍頭、淋浴間水龍頭、花灑套裝及雨淋花灑		有色電鍍金屬			
浴缸		搪瓷鋼鐵			
(iv) 浴缸大小(如適用的話)	主人浴室、浴室1及浴室2	1600毫米(長) x 700毫米(闊) x 420毫米(高)			

23. FITTING, FINISHES AND APPLIANCES
裝置、裝修物料及設備

3. Interior Fittings

For Unit B on 2/F and 3/F of Block 1

Item	Description		Material	
(c) Kitchen	(i) Material of sink unit		Stainless steel	
	(ii) Material of water supply system		Copper pipes with thermal insulation for both cold and hot water supply system	
		Material	Finishes	
	(iii) Kitchen cabinet	MDF composite panel cabinet fitted with door panel	Matt lacquered finish	
	(iv) Type of all other fittings and equipment	Other fittings	Sink mixer	
		Fittings	Type	Material
(d) Bedroom	Type and material of fittings (including built-in wardrobe)	Built-in Wardrobe	Timber cabinet	Master Bedroom: Wood, metal, glass, fabric and lacquered finish Bedroom 1: Wood, metal, lacquered finish, plastic laminate and glass
		Other fittings	Display cabinet	Master Bedroom: Metal Bedroom 2: Stone, metal, wood and lacquered finish Bedroom 3: Stone, metal and lacquered finish
			Built-in desk and shelving unit	Bedroom 1: Wood and wallcovering
(e) Telephone	Location and number of connection points	Please refer to the "Schedule of Mechanical and Electrical Provisions for Residential Properties"		
(f) Aerials	Location and number of connection points	Please refer to the "Schedule of Mechanical and Electrical Provisions for Residential Properties"		
(g) Electrical Installations	(i) Electrical fittings (including safety devices)	Electrical fittings	Faceplate for all switches and power sockets	
		Safety devices	Three-phase electricity supply board with miniature circuit breakers is provided	
	(ii) Whether conduits are concealed or exposed	Conduits are partly concealed and partly exposed. Other than those parts of the conduits concealed within concrete, the rest of the conduit are exposed. Exposed conduits may be covered or hidden by false ceilings, bulkheads, cabinets, cladding, non-concrete partition walls, designated pipe ducts or other materials		
	(iii) Location and number of power points and air-conditioner points	Please refer to the "Schedule of Mechanical and Electrical Provisions for Residential Properties"		
(h) Gas Supply	Type	Towngas		
	System	Gas supply pipe is connected to gas cooker hob		
	Location	For the location of gas cooker hob, please refer to the "Appliances Schedule"		
(i) Washing Machine Connection Point	Location	Please refer to the "Schedule of Mechanical and Electrical Provisions for Residential Properties"		
	Design	Water point of a design of 22mm in diameter and drain point of a design of 40mm in diameter for washing machine are provided		
(j) Water Supply	(i) Material of water pipes	Copper pipes with thermal insulation for both cold and hot water supply system		
	(ii) Whether water pipes are concealed or exposed	Copper water pipes are partly concealed and partly exposed. Other than those parts of the water pipes concealed within concrete, the rest of the water pipes are exposed. The exposed water pipes may be covered or hidden by false ceilings, bulkheads, cabinets, claddings, non-concrete partition walls, designated pipe ducts or other materials		
	(iii) Whether hot water is available	Hot water is available		

23. FITTING, FINISHES AND APPLIANCES 裝置、裝修物料及設備

3. 室內裝置

適用於第1座2樓及3樓B單位

細項	描述		用料	
(c) 廚房	(i) 洗滌盆的用料		不銹鋼	
	(ii) 供水系統的用料		冷熱水供水系統採用配有隔熱層之銅喉	
		用料	裝修物料	
	(iii) 廚櫃	中密度纖維板櫃連門板	啞面焗漆飾面	
	(iv) 所有其他裝置及設備的類型	其他裝置	洗手盆水龍頭	
		裝置	類型	用料
(d) 睡房	裝置(包括嵌入式衣櫃)的類型及用料	嵌入式衣櫃	木製櫃	主人睡房： 木材、金屬、玻璃、布料及焗漆飾面 睡房1： 木材、金屬、焗漆飾面、膠板及玻璃
		其他裝置	陳列櫃	主人睡房： 金屬 睡房2： 石材、金屬、木材及焗漆飾面 睡房3： 石材、金屬及焗漆飾面
			嵌入式桌子及層架組合	睡房1： 木材及牆紙
(e) 電話	接駁點的位置及數目	請參閱「住宅單位機電裝置說明表」		
(f) 天線	接駁點的位置及數目	請參閱「住宅單位機電裝置說明表」		
(g) 電力裝置	(i) 供電附件(包括安全裝置)	供電附件	所有開關掣及插座之面板	
		安全裝置	有提供三相電力並安裝微型斷路器	
	(ii) 導管是隱藏或外露	導管是部分隱藏及部分外露。除部分隱藏於混凝土內之導管外，其他部分的導管均為外露。外露的導管可能被假天花、假陣、貯存櫃、覆蓋層、非混凝土間牆、指定之槽位或其他物料遮蓋或隱藏		
	(iii) 電插座及空調機接駁點的位置及數目	請參閱「住宅單位機電裝置說明表」		
(h) 氣體供應	類型	煤氣		
	系統	煤氣供應喉接駁煤氣煮食爐		
	位置	煤氣煮食爐位置，請參閱「設備說明表」		
(i) 洗衣機接駁點	位置	請參閱「住宅單位機電裝置說明表」		
	設計	設有洗衣機直徑40毫米之去水接駁喉位及直徑22毫米之來水接駁喉位		
(j) 供水	(i) 水管的用料	冷熱水供水系統採用配有隔熱層之銅喉		
	(ii) 水管是隱藏或外露	水管是部分隱藏及部分外露。除部分隱藏於混凝土內之水管外，其他部分的水管均為外露。外露的水管可能被假天花、假陣、貯存櫃、覆蓋層、非混凝土間牆、指定之槽位或其他物料遮蓋或隱藏		
	(iii) 有否熱水供應	有熱水供應		

23. FITTING, FINISHES AND APPLIANCES
裝置、裝修物料及設備

3. Interior Fittings

For Unit C on 2/F and 3/F of Block 11

Item	Description	Material	Finishes	Accessories
(a) Doors	Main Entrance Gate	Galvanized mild steel door and frame	Powder coated paint finish	Hinges, electronic locking device and floor bolts
	Door from Yard to Private Lift Lobby	Hollow galvanized mild steel core with galvanized mild steel frame and aluminium cladding	Fluorocarbon coating	Hinges, door closer, lockset, password keypad, finger print and handle
	Main Entrance door	Solid core timber door with hardwood frame	High gloss lacquered finish	Hinges, concealed door closer, smart door lock, optical door viewer, door stopper, flush bolt, drop seal and sealing
	Door from Corridor 1 to Kitchen	Solid core timber door with hardwood frame	Wood veneer finish	Hinges, handle and concealed door closer
	Door from Private Lift Lobby to Corridor 1	Solid core timber door with hardwood frame	High gloss lacquered finish	Hinges, handle and concealed door closer
	Door from Corridor 1 to Common Area	Solid core timber door with hardwood frame	Wood veneer finish	Hinges, lockset, handle and door closer
	Master Bedroom, Bedroom 1, Bedroom 2 and Bedroom 3 door	Solid core timber door with hardwood frame	Wood veneer finish	Hinges, lockset, handle and door damper
	Kitchen door	Glass door with stainless steel frame	Glass and coloured stainless steel	Handle and floor spring
	Master Bathroom door	Solid core timber door with hardwood frame	Wood veneer finish	Hinges, lockset and handle
	Bathroom 1 door	Solid core timber sliding door	Wood veneer finish	Lockset and sliding track
	Bathroom 2 and Bathroom 3 door	Solid core timber door with hardwood frame and louver	Wood veneer finish	Hinges, lockset and handle
	Powder Room door	Solid core timber door with hardwood frame and louver	Wood veneer finish	Hinges, lockset and handle
	Store 1 door	Solid core timber door with hardwood frame	Wood veneer finish, coloured stainless steel and wallpaper	Hinges
	Lavatory door	Aluminum framed bi-folding glass door with louver	Frosted tempered glass and aluminium	Lockset, handle and sliding track
	Door from Staircase on Second Floor to Roof	Aluminium framed glass door	Fluorocarbon coating	Lockset and handle
	Door from Living Room and Dining Room to Balcony and Door from Master Bedroom to Balcony	Aluminium framed sliding glass door	Fluorocarbon coating	Lockset, handle and sliding track
	Door to Open Air Air-Conditioner Plant	Aluminium framed grille door	Fluorocarbon coating	Hinges and lockset

23. FITTING, FINISHES AND APPLIANCES
裝置、裝修物料及設備

3. 室內裝置

適用於第11座2樓及3樓C單位

細項	描述	用料	裝修物料	配件
(a) 門	主入口開門	鍍鋅低碳鋼門及門框	粉末塗漆飾面	門鉸、電子鎖裝置及地門門
	庭園往私人升降機大堂的門	空心鍍鋅低碳鋼門配鍍鋅低碳鋼門框及鋁質覆蓋層	氟碳塗層	門鉸、氣鼓、門鎖、密碼鍵、指紋掃描器及手柄
	主入口大門	實心木門配實木門框	高光焗漆飾面	門鉸、暗氣鼓、智能門鎖、光學防盜眼、門擋、天地栓、自動密封條及密封條
	走廊1往廚房的門	實心木門配實木門框	木皮飾面	門鉸、手柄及暗氣鼓
	私人升降機大堂往走廊1的門	實心木門配實木門框	高光焗漆飾面	門鉸、手柄及暗氣鼓
	走廊1往公用地方的門	實心木門配實木門框	木皮飾面	門鉸、門鎖、手柄及氣鼓
	主人睡房、睡房1、睡房2及睡房3門	實心木門配實木門框	木皮飾面	門鉸、門鎖、手柄及門阻器
	廚房門	玻璃門配不銹鋼門框	玻璃及有色不銹鋼	手柄及插鎖
	主人浴室門	實心木門配實木門框	木皮飾面	門鉸、門鎖及手柄
	浴室1門	實心木趟門	木皮飾面	門鎖及趟軌
	浴室2及浴室3門	實心木門配實木門框及百葉	木皮飾面	門鉸、門鎖及手柄
	化妝間門	實心木門配實木門框及百葉	木皮飾面	門鉸、門鎖及手柄
	儲物房1門	實心木門配實木門框	木皮飾面、有色不銹鋼及牆紙	門鉸
	洗手間門	鋁框玻璃雙摺門及百葉	磨砂強化玻璃及鋁	門鎖、手柄及趟軌
	2樓樓梯往天台的門	鋁框玻璃門	氟碳塗層	門鎖及手柄
	客廳及飯廳往露台的門及主人睡房往露台的門	鋁框玻璃趟門	氟碳塗層	門鎖、手柄及趟軌
往室外冷氣機設備的門	鋁框格柵門	氟碳塗層	門鉸及門鎖	

23. FITTING, FINISHES AND APPLIANCES
裝置、裝修物料及設備

3. Interior Fittings

For Unit C on 2/F and 3/F of Block 11

Item	Description						
		Fittings and equipments		Type	Material		
(b) Bathroom	(i) Type and material of fittings and equipment	Cabinet	Master Bathroom, Bathroom 1, Bathroom 2 and Bathroom 3	Basin cabinet	Master Bathroom: Natural stone and wood Bathroom 1, Bathroom 2 and Bathroom 3: Wood and colour electro-plated metal		
				Basin cabinet countertop	Natural stone		
		Sanitary fittings	Master Bathroom, Bathroom 1, Bathroom 2 and Bathroom 3	Toilet paper holder	Master Bathroom: Matt bronze metal		
				Robe hook	Bathroom 1, Bathroom 2 and Bathroom 3: Colour electro-plated metal		
				Towel bar	Colour electro-plated metal		
				Wash basin	Vitreous china		
				Wash basin mixer	Master Bathroom: Matt bronze metal Bathroom 1, Bathroom 2 and Bathroom 3: Colour electro-plated metal		
				Water closet	Vitreous china		
				Towel warmer (For Master Bathroom only)	Matt bronze metal		
		(ii) Type and material of water supply system	Copper pipes are used for cold and hot water supply system				
		(iii) Type and material of bathing facilities (including shower or bath tub, if applicable)	Shower compartment	Master Bathroom and Bathroom 1: Clear tempered glass			
			Bath tub mixer, shower mixer, shower set and rain shower	Master Bathroom: Matt bronze metal Bathroom 1, Bathroom 2 and Bathroom 3: Colour electro-plated metal			
			Bath tub	Enameled steel			
		(iv) Size of bath tub (if applicable)	Master Bathroom, Bathroom 2 and Bathroom 3	1500mm (L) x 700mm (W) x 420mm (H)			

23. FITTING, FINISHES AND APPLIANCES
裝置、裝修物料及設備

3. 室內裝置

適用於第11座2樓及3樓C單位

細項	描述				
		裝置及設備		類型	用料
(b) 浴室	(i) 裝置及設備的類型及用料	櫃	主人浴室、浴室1、浴室2及浴室3	洗手盆櫃	主人浴室： 天然石及木材 浴室1、浴室2及浴室3： 木材及有色電鍍金屬
				洗手盆櫃枱面	天然石
		潔具	主人浴室、浴室1、浴室2及浴室3	廁紙架	主人浴室： 啞光古銅金屬 浴室1、浴室2及浴室3： 有色電鍍金屬
				浴袍掛鉤	
				毛巾架	有色電鍍金屬
				洗手盆	陶瓷
				洗手盆水龍頭	主人浴室： 啞光古銅金屬 浴室1、浴室2及浴室3： 有色電鍍金屬
	坐廁	陶瓷			
	毛巾暖架(只適用於主人浴室)	啞光古銅金屬			
	(ii) 供水系統的類型及用料	冷熱水供水系統採用配有隔熱層之銅喉			
	(iii) 沐浴設施(包括花灑或浴缸，如適用的話)	淋浴間	主人浴室及浴室1： 強化清玻璃		
		浴缸水龍頭、淋浴間水龍頭、花灑套裝及雨淋花灑	主人浴室： 啞光古銅金屬 浴室1、浴室2及浴室3： 有色電鍍金屬		
		浴缸	搪瓷鋼鐵		
(iv) 浴缸大小(如適用的話)	主人浴室、浴室2及浴室3		1500毫米(長) x 700毫米(闊) x 420毫米(高)		

23. FITTING, FINISHES AND APPLIANCES
裝置、裝修物料及設備

3. Interior Fittings

For Unit C on 2/F and 3/F of Block 11

Item	Description		Material	
(c) Kitchen	(i) Material of sink unit		Granite composite	
	(ii) Material of water supply system		Copper pipes with thermal insulation for both cold and hot water supply system	
		Material	Finishes	
	(iii) Kitchen cabinet	Melamine board and glass with aluminum frame	Wood veneer finish, glass and aluminium	
	(iv) Type of all other fittings and equipment	Other fittings	Sink mixer	
		Fittings	Type	Material
(d) Bedroom	Type and material of fittings (including built-in wardrobe)	Built-in Wardrobe	Timber cabinet	Master Bedroom: Wood veneer finish, fluted glass, mother of pearl and metal Bedroom 2 and Bedroom 3: Wood veneer finish, laminated glass and metal
		Other fittings	Built-in desk	Master Bedroom: Wood, lacquered finish and fabric
			Display cabinet	Bedroom 1: Wood veneer finish and metal
			Built-in shelves	Master Bedroom and Bedroom 2: Metal Bedroom 1 and Bedroom 3: Metal and glass
(e) Telephone	Location and number of connection points	Please refer to the "Schedule of Mechanical and Electrical Provisions for Residential Properties"		
(f) Aerials	Location and number of connection points	Please refer to the "Schedule of Mechanical and Electrical Provisions for Residential Properties"		
(g) Electrical Installations	(i) Electrical fittings (including safety devices)	Electrical fittings	Faceplate for all switches and power sockets	
		Safety devices	Three-phase electricity supply board with miniature circuit breakers is provided	
	(ii) Whether conduits are concealed or exposed	Conduits are partly concealed and partly exposed. Other than those parts of the conduits concealed within concrete, the rest of the conduit are exposed. Exposed conduits may be covered or hidden by false ceilings, bulkheads, cabinets, cladding, non-concrete partition walls, designated pipe ducts or other materials		
	(iii) Location and number of power points and air-conditioner points	Please refer to the "Schedule of Mechanical and Electrical Provisions for Residential Properties"		
(h) Gas Supply	Type	Towngas		
	System	Gas supply pipe is connected to gas cooker hob		
	Location	For the location of gas cooker hob, please refer to the "Appliances Schedule"		
(i) Washing Machine Connection Point	Location	Please refer to the "Schedule of Mechanical and Electrical Provisions for Residential Properties"		
	Design	Water point of a design of 22mm in diameter and drain point of a design of 40mm in diameter for washing machine are provided		
(j) Water Supply	(i) Material of water pipes	Copper pipes with thermal insulation for both cold and hot water supply system		
	(ii) Whether water pipes are concealed or exposed	Copper water pipes are partly concealed and partly exposed. Other than those parts of the water pipes concealed within concrete, the rest of the water pipes are exposed. The exposed water pipes may be covered or hidden by false ceilings, bulkheads, cabinets, claddings, non-concrete partition walls, designated pipe ducts or other materials		
	(iii) Whether hot water is available	Hot water is available		

23. FITTING, FINISHES AND APPLIANCES 裝置、裝修物料及設備

3. 室內裝置

適用於第11座2樓及3樓C單位

細項	描述		用料	
(c) 廚房	(i) 洗滌盆的用料		花崗岩複合材料	
	(ii) 供水系統的用料		冷熱水供水系統採用配有隔熱層之銅喉	
		用料	裝修物料	
	(iii) 廚櫃	密胺樹脂板及鋁框玻璃	木皮飾面、玻璃及鋁質	
	(iv) 所有其他裝置及設備的類型	其他裝置	洗手盆水龍頭	
		裝置	類型	用料
(d) 睡房	裝置(包括嵌入式衣櫃)的類型及用料	嵌入式衣櫃	木製櫃	主人睡房： 木皮飾面、條紋玻璃、珍珠貝母及金屬 睡房2及睡房3： 木皮飾面、夾層玻璃及金屬
		其他裝置	嵌入式桌子	主人睡房： 木材、焗漆飾面及布料
			陳列櫃	睡房1： 木皮飾面及金屬
			嵌入式層架	主人睡房及睡房2： 金屬 睡房1及睡房3： 金屬及玻璃
(e) 電話	接駁點的位置及數目	請參閱「住宅單位機電裝置說明表」		
(f) 天線	接駁點的位置及數目	請參閱「住宅單位機電裝置說明表」		
(g) 電力裝置	(i) 供電附件(包括安全裝置)	供電附件	所有開關掣及插座之面板	
		安全裝置	有提供三相電力並安裝微型斷路器	
	(ii) 導管是隱藏或外露	導管是部分隱藏及部分外露。除部分隱藏於混凝土內之導管外，其他部分的導管均為外露。外露的導管可能被假天花、假陣、貯存櫃、覆蓋層、非混凝土間牆、指定之槽位或其他物料遮蓋或隱藏		
	(iii) 電插座及空調機接駁點的位置及數目	請參閱「住宅單位機電裝置說明表」		
(h) 氣體供應	類型	煤氣		
	系統	煤氣供應喉接駁煤氣煮食爐		
	位置	煤氣煮食爐位置，請參閱「設備說明表」		
(i) 洗衣機接駁點	位置	請參閱「住宅單位機電裝置說明表」		
	設計	設有洗衣機直徑40毫米之去水接駁喉位及直徑22毫米之來水接駁喉位		
(j) 供水	(i) 水管的用料	冷熱水供水系統採用配有隔熱層之銅喉		
	(ii) 水管是隱藏或外露	水管是部分隱藏及部分外露。除部分隱藏於混凝土內之水管外，其他部分的水管均為外露。外露的水管可能被假天花、假陣、貯存櫃、覆蓋層、非混凝土間牆、指定之槽位或其他物料遮蓋或隱藏		
	(iii) 有否熱水供應	有熱水供應		

23. FITTING, FINISHES AND APPLIANCES
裝置、裝修物料及設備

4. Miscellaneous
For all Blocks

Item	Description				
(a) Lifts			Residential lift		
	(i) Brand name and model number	Brand name	KONE Elevator (HK) Ltd.		
		Model number	NMX11		
(ii) Number and floors served by them	- Block 1 to Block 3, Block 5 and Block 12: 1 lift serves LG/F, G/F, 1/F, 2/F and 3/F - Block 9 to Block 11: 2 lifts serve LG/F, G/F, 1/F, 2/F and 3/F - Block 6 to Block 8: 1 lift serves LG/F, G/F, 1/F, 2/F and 3/F and 1 lift serves LG/F, G/F, 1/F and 3/F				
(b) Letter Box	Material	Metal			
(c) Refuse Collection	(i) Means of refuse collection		Refuse will be collected by cleaners		
	(ii) Location of refuse room		Refuse storage chamber is provided on Third Level Ground Floor		
		Water meter	Electricity meter	Gas meter	
(d) Water Meter, Electricity Meter and Gas Meter	(i) Location		Inside common Water Meter Cabinet (W.M.C.) on Lower Ground Floor	Inside common Electrical Meter Room on Lower Ground Floor	Inside Kitchen of residential unit
	(ii) Whether they are separate or communal meters for residential properties		Separate meter	Separate meter	Separate meter

The Vendor undertakes that if lifts or appliances of the specified brand name or model number are not installed in the Development, lifts of comparable quality will be installed.

23. FITTING, FINISHES AND APPLIANCES
裝置、裝修物料及設備

4. 雜項
適用於所有座數

細項	描述				
(a) 升降機			住宅升降機		
	(i) 品牌名稱及產品型號	品牌名稱	通力電梯(香港)有限公司		
		產品型號	NMX11		
	(ii) 升降機的數目及到達的樓層		- 第1座至第3座、第5座及第12座：設有1部升降機直達地下低層、地下、1樓、2樓及3樓 - 第9座至第11座：設有2部升降機直達地下低層、地下、1樓、2樓及3樓 - 第6座至第8座：設有1部升降機直達地下低層、地下、1樓、2樓及3樓和1部升降機直達地下低層、地下、1樓及3樓		
(b) 信箱	用料	金屬			
(c) 垃圾收集	(i) 垃圾收集的方法		垃圾將由清潔工人收集		
	(ii) 垃圾房的位置		垃圾儲存室位於第3層地下		
		水錶	電錶	氣體錶	
(d) 水錶、電錶及氣體錶	(i) 位置		位於地下低層之公用水錶櫃內	位於地下低層之公用電錶房內	位於住宅單位之廚房內
	(ii) 就住宅單位而言是獨立抑或公用的錶		獨立	獨立	獨立

賣方承諾如發展項目中沒有安裝指明的品牌名稱或產品型號的升降機或設備，便會安裝品質相若的升降機或設備。

23. FITTING, FINISHES AND APPLIANCES
裝置、裝修物料及設備

5. Security Facilities
For all Blocks

Item	Description	
Security System and Equipment	Access control and security system	Proximity card readers for access control are provided at the entrance of the Development, lift lobbies of Lower Ground Floor and Ground Floor and clubhouse. Visitor panel is provided at block entrance lobbies at Lower Ground Floor and Ground Floor. Video doorphone and door / window contact are provided for each residential unit. For the location of video doorphone and door / window contact, please refer to "Schedule of Mechanical and Electrical Provisions for Residential Properties".
	CCTV	CCTV cameras are provided at the entrance of the Development, landscape area, carpark, driveway, lift cars, clubhouse and common area
Details of built-in provisions	Not Applicable	
Location of built-in provisions	Not Applicable	

23. FITTING, FINISHES AND APPLIANCES
裝置、裝修物料及設備

5. 保安設施
適用於所有座數

細項	描述	
保安系統及設備	入口通道控制及保安系統	發展項目入口、於地下低層及地下之升降機大堂及會所均裝有感應卡讀卡器供入口通道控制。地下低層及地下入口大堂均裝有訪客對講機。每個住宅單位均提供視像對講機及門/窗磁接觸感測器。有關視像對講機及門/窗磁接觸感測器的位置，請參閱「住宅單位機電裝置說明表」。
	閉路電視	發展項目入口，園景地區、停車場、車道、升降機、會所及公用地區均裝有閉路電視
嵌入式的裝備的細節	不適用	
嵌入式的裝備的位置	不適用	

23. FITTING, FINISHES AND APPLIANCES
裝置、裝修物料及設備

6. Appliances
For all Blocks

Item	Description
	For brand name and model number of appliances, please refer to the “Appliances Schedule”

The Vendor undertakes that if lifts or appliances of the specified brand name or model number are not installed in the Development, lifts or appliances of comparable quality will be installed.

23. FITTING, FINISHES AND APPLIANCES
裝置、裝修物料及設備

6. 設備
適用於所有座數

細項	描述
	有關設備的品牌名稱及產品型號，請參閱「設備說明表」

賣方承諾如發展項目中沒有安裝指明的品牌名稱或產品型號的升降機或設備，便會安裝品質相若的升降機或設備。

23. FITTING, FINISHES AND APPLIANCES
裝置、裝修物料及設備

Appliances Schedule
設備說明表

Location 位置	Appliances 設備	Brand Name 品牌名稱	Model Number 產品型號	House 1 1號洋房
Foyer 1 前廳 1	Video Doorphone 視像對講機	Apple	iPad Mini	✓
Bathroom 浴室	Exhaust Fan 抽氣扇	System Air	CBF 125M	✓
Lavatory 1 洗手間 1	Exhaust Fan 抽氣扇	System Air	CBF 125M	✓
Lavatory 2 洗手間 2	Exhaust Fan 抽氣扇	System Air	CBF 125M	✓
Roof 天台	Gas Water Heater 煤氣熱水爐	TGC	TSTW220TFQL	✓

Location 位置	Appliances 設備	Brand Name 品牌名稱	Model Number 產品型號	House 2, House 3 and House 6 2號洋房、3號洋房及 6號洋房
Foyer 1 前廳 1	Video Doorphone 視像對講機	Apple	iPad Mini	✓
Bathroom 3 浴室 3	Exhaust Fan 抽氣扇	System Air	CBF 125M	✓
Bathroom 5 浴室 5	Exhaust Fan 抽氣扇	System Air	CBF 125M	✓
Bathroom 6 浴室 6	Exhaust Fan 抽氣扇	System Air	CBF 125M	✓
Roof 天台	Gas Water Heater 煤氣熱水爐	TGC	TSTW220TFQL	✓

The Vendor undertakes that if lifts or appliances of the specified brand name or model number are not installed in the Development, lifts or appliances of comparable quality will be installed.

賣方承諾如發展項目中沒有安裝指明的品牌名稱或產品型號的升降機或設備，便會安裝品質相若的升降機或設備。

23. FITTING, FINISHES AND APPLIANCES
裝置、裝修物料及設備

Appliances Schedule
設備說明表

Location 位置	Appliances 設備	Brand Name 品牌名稱	Model Number 產品型號	House 5 and House 7 5號洋房及7號洋房
Foyer 1 前廳 1	Video Doorphone 視像對講機	Apple	iPad Mini	✓
Kitchen 廚房	Cooker Hood 抽油煙機	Officine Gullo	CPP002X	✓
	Single Gas Cooker Hob 單頭煤氣煮食爐	Gaggenau	VG 415 311 SG	✓
	Double Gas Cooker Hob 雙頭煤氣煮食爐	Gaggenau	VG 425 311 SG	✓
	Electric Grill 電燒烤爐	Gaggenau	VR 414 111	✓
	Oven 焗爐	Gaggenau	EB 333 111	✓
	Combi-steam Oven 組合蒸焗爐	Gaggenau	BS 451 111	✓
	Microwave Oven 微波爐	Gaggenau	BMP 224 130	✓
	Dishwasher 洗碗碟機	Gaggenau	DF 480 100	✓
	Warming Drawer 保溫櫃	Gaggenau	WS 461 110	✓
	Refrigerator 雪櫃	Sub Zero	ICBBI-42S/S/TH	✓
Master Bathroom 主人浴室	Exhaust Fan 抽氣扇	System Air	QSR 225	✓
	Thermo Ventilator 換氣暖風機	Panasonic	FV-40BE3H2	✓
	Towel Warmer 暖毛巾架	Vola	T39EL/4-68	✓
	Floor Heating 地暖	Raychem	T2RED	✓
Bathroom 1 浴室 1	Thermo Ventilator 換氣暖風機	Panasonic	FV-40BE3H2	✓
Bathroom 2 浴室 2	Thermo Ventilator 換氣暖風機	Panasonic	FV-40BE3H2	✓
Bathroom 3 浴室 3	Thermo Ventilator 換氣暖風機	Panasonic	FV-40BE3H2	✓
	Exhaust Fan 抽氣扇	System Air	CBF 125M	✓
Bathroom 4 浴室 4	Thermo Ventilator 換氣暖風機	Panasonic	FV-40BE3H2	✓
Bathroom 5 浴室 5	Thermo Ventilator 換氣暖風機	Panasonic	FV-40BE3H2	✓
Bathroom 6 浴室 6	Exhaust Fan 抽氣扇	System Air	CBF 125M	✓
Utility Room 工作間	Washer 洗衣機	Gaggenau	WM 260 164	✓
	Dryer 乾衣機	Gaggenau	WT 260 110	✓
Roof 天台	Gas Water Heater 煤氣熱水爐	TGC	TSTW220TFQL	✓

The Vendor undertakes that if lifts or appliances of the specified brand name or model number are not installed in the Development, lifts or appliances of comparable quality will be installed.

賣方承諾如發展項目中沒有安裝指明的品牌名稱或產品型號的升降機或設備，便會安裝品質相若的升降機或設備。

23. FITTING, FINISHES AND APPLIANCES
裝置、裝修物料及設備

Appliances Schedule
設備說明表

	Appliances 設備	Brand Name 品牌名稱	Model Number 產品型號	House 8 8號洋房
Foyer 1 前廳 1	Video Doorphone 視像對講機	Apple	iPad Mini	✓
Kitchen 廚房	Cooker Hood 抽油煙機	Officine Gullo	CPP002X	✓
	Single Gas Cooker Hob 單頭煤氣煮食爐	Gaggenau	VG 415 311 SG	✓
	Double Gas Cooker Hob 雙頭煤氣煮食爐	Gaggenau	VG 425 311 SG	✓
	Electric Grill 電燒烤爐	Gaggenau	VR 414 111	✓
	Oven 焗爐	Gaggenau	EB 333 111	✓
	Combi-steam Oven 組合蒸焗爐	Gaggenau	BS 451 111	✓
	Microwave Oven 微波爐	Gaggenau	BMP 224 130	✓
	Dishwasher 洗碗碟機	Gaggenau	DF 480 100	✓
	Warming Drawer 保溫櫃	Gaggenau	WS 461 110	✓
	Under Counter Fridge 嵌入式雪櫃	Gaggenau	RC 200 300	✓
	Refrigerator 雪櫃	Sub Zero	ICBBI-42S/S/TH	✓
Exhaust Fan 抽氣扇	System Air	QSR 225	✓	
Master Bathroom 主人浴室	Thermo Ventilator 換氣暖風機	Panasonic	FV-40BE3H2	✓
	Exhaust Fan 抽氣扇	System Air	QSR 225	✓
	Towel Warmer 暖毛巾架	Vola	T39EL/4-68	✓
	Floor Heating 地暖	Raychem	T2RED	✓
Bathroom 1 浴室 1	Thermo Ventilator 換氣暖風機	Panasonic	FV-40BE3H2	✓
	Exhaust Fan 抽氣扇	System Air	CBF 125M	✓
Bathroom 2 浴室 2	Thermo Ventilator 換氣暖風機	Panasonic	FV-40BE3H2	✓
	Exhaust Fan 抽氣扇	System Air	QSR 225	✓
	Towel Warmer 暖毛巾架	Vola	T39EL/4-68	✓
	Floor Heating 地暖	Raychem	T2RED	✓
Bathroom 3 浴室 3	Thermo Ventilator 換氣暖風機	Panasonic	FV-40BE3H2	✓
Bathroom 4 浴室 4	Thermo Ventilator 換氣暖風機	Panasonic	FV-40BE3H2	✓
	Exhaust Fan 抽氣扇	System Air	CBF 125M	✓
Bathroom 5 浴室 5	Thermo Ventilator 換氣暖風機	Panasonic	FV-40BE3H2	✓
	Exhaust Fan 抽氣扇	System Air	CBF 125M	✓
Bathroom 6 浴室 6	Exhaust Fan 抽氣扇	System Air	CBF 125M	✓
Bathroom 7 浴室 7	Thermo Ventilator 換氣暖風機	Panasonic	FV-40BE3H2	✓
	Exhaust Fan 抽氣扇	System Air	CBF200L	✓
Powder Room 化妝間	Exhaust Fan 抽氣扇	System Air	CBF 125M	✓
Utility Room 工作間	Washer 洗衣機	Gaggenau	WM 260 164	✓
	Dryer 乾衣機	Gaggenau	WT 260 110	✓
Roof 天台	Gas Water Heater 煤氣熱水爐	TGC	TSTW220TFQL	✓

The Vendor undertakes that if lifts or appliances of the specified brand name or model number are not installed in the Development, lifts or appliances of comparable quality will be installed.

賣方承諾如發展項目中沒有安裝指明的品牌名稱或產品型號的升降機或設備，便會安裝品質相若的升降機或設備。

23. FITTING, FINISHES AND APPLIANCES
裝置、裝修物料及設備

Appliances Schedule
設備說明表

Location 位置	Appliances 設備	Brand Name 品牌名稱	Model Number 產品型號	House 9, House 21, House 26 and House 29 9號洋房、21號洋房、 26號洋房及29號洋房
Foyer 1 前廳 1	Video Doorphone 視像對講機	Apple	iPad Mini	✓
Bathroom 1 浴室 1	Exhaust Fan 抽氣扇	System Air	CBF 125M	✓
Bathroom 2 浴室 2	Exhaust Fan 抽氣扇	System Air	CBF 125M	✓
Bathroom 4 浴室 4	Exhaust Fan 抽氣扇	System Air	CBF 125M	✓
Bathroom 5 浴室 5	Exhaust Fan 抽氣扇	System Air	CBF 125M	✓
Lavatory 洗手間	Exhaust Fan 抽氣扇	System Air	CBF 125M	✓
Roof 天台	Gas Water Heater 煤氣熱水爐	TGC	TSTW220TFQL	✓

Location 位置	Appliances 設備	Brand Name 品牌名稱	Model Number 產品型號	House 10 and House 18 10號洋房及18號洋房
Foyer 1 前廳 1	Video Doorphone 視像對講機	Apple	iPad Mini	✓
Bathroom 6 浴室 6	Exhaust Fan 抽氣扇	System Air	CBF 125M	✓
Bathroom 7 (applicable to House 10 only) 浴室 7 (只適用於10號洋房)	Exhaust Fan 抽氣扇	System Air	CBF 200L	✓
Lavatory (applicable to House 18 only) 洗手間 (只適用於18號洋房)	Exhaust Fan 抽氣扇	System Air	CBF 200L	✓
Roof 天台	Gas Water Heater 煤氣熱水爐	TGC	TSTW220TFQL	✓

The Vendor undertakes that if lifts or appliances of the specified brand name or model number are not installed in the Development, lifts or appliances of comparable quality will be installed.

賣方承諾如發展項目中沒有安裝指明的品牌名稱或產品型號的升降機或設備，便會安裝品質相若的升降機或設備。

23. FITTING, FINISHES AND APPLIANCES
裝置、裝修物料及設備

Appliances Schedule
設備說明表

Location 位置	Appliances 設備	Brand Name 品牌名稱	Model Number 產品型號	House 11, House 20, House 22, House 23 and House 27 11 號洋房、20 號洋房、 22 號洋房、23 號洋房及 27 號洋房
Foyer 1 前廳 1	Video Doorphone 視像對講機	Apple	iPad Mini	✓
Living Room and Dining Room 客廳及飯廳	Microwave Oven 微波爐	Gaggenau	BMP 224 100	✓
	Under Counter Fridge 嵌入式雪櫃	Gaggenau	RC 200 300	✓
Kitchen 廚房	Cooker Hood 抽油煙機	Officine Gullo	CPP002X	✓
	Single Gas Cooker Hob 單頭煤氣煮食爐	Gaggenau	VG 415 311 SG	✓
	Double Gas Cooker Hob 雙頭煤氣煮食爐	Gaggenau	VG 425 311 SG	✓
	Electric Grill 電燒烤爐	Gaggenau	VR 414 111	✓
	Oven 焗爐	Gaggenau	EB 333 111	✓
	Combi-steam Oven 組合蒸焗爐	Gaggenau	BS 451 101	✓
	Dishwasher 洗碗碟機	Gaggenau	DF 480 100	✓
	Warming Drawer 保溫櫃	Gaggenau	WS 461 100	✓
	Refrigerator 雪櫃	Sub Zero	ICBBI-42S/S/TH	✓
Master Bathroom 主人浴室	Exhaust Fan 抽氣扇	System Air	QSR 225	✓
	Thermo Ventilator 換氣暖風機	Panasonic	FV-40BE3H2	✓
	Towel Warmer 暖毛巾架	Vola	T39EL/4-68	✓
	Floor Heating 地暖	Raychem	T2RED	✓
Bathroom 1 浴室 1	Thermo Ventilator 換氣暖風機	Panasonic	FV-40BE3H2	✓
	Exhaust Fan 抽氣扇	System Air	CBF 125M	✓
Bathroom 2 浴室 2	Thermo Ventilator 換氣暖風機	Panasonic	FV-40BE3H2	✓
Bathroom 3 浴室 3	Thermo Ventilator 換氣暖風機	Panasonic	FV-40BE3H2	✓
Bathroom 4 浴室 4	Thermo Ventilator 換氣暖風機	Panasonic	FV-40BE3H2	✓
Bathroom 5 浴室 5	Exhaust Fan 抽氣扇	System Air	CBF 125M	✓
Lavatory 洗手間	Exhaust Fan 抽氣扇	System Air	CBF 125M	✓
Utility Room 工作間	Washer 洗衣機	Gaggenau	WM 260 164	✓
	Dryer 乾衣機	Gaggenau	WT 260 110	✓
Roof 天台	Gas Water Heater 煤氣熱水爐	TGC	TSTW220TFQL	✓

The Vendor undertakes that if lifts or appliances of the specified brand name or model number are not installed in the Development, lifts or appliances of comparable quality will be installed.

賣方承諾如發展項目中沒有安裝指明的品牌名稱或產品型號的升降機或設備，便會安裝品質相若的升降機或設備。

23. FITTING, FINISHES AND APPLIANCES
裝置、裝修物料及設備

Appliances Schedule
設備說明表

Location 位置	Appliances 設備	Brand Name 品牌名稱	Model Number 產品型號	House 12, House 15, House 30 and House 31 12號洋房、15號洋房、 30號洋房及31號洋房
Foyer 1 前廳 1	Video Doorphone 視像對講機	Apple	iPad Mini	✓
Kitchen 廚房	Single Gas Cooker Hob 單頭煤氣煮食爐	Gaggenau	VG 231 320 HK	✓
	Double Gas Cooker Hob 雙頭煤氣煮食爐	Gaggenau	VG 232 320 HK	✓
	Induction Hob 電磁爐	Gaggenau	VI 232 120	✓
	Cooker Hood 抽油煙機	Gaggenau	AW 240 191	✓
	Oven 焗爐	Gaggenau	EB 333 111	✓
	Steam Oven 蒸焗爐	Gaggenau	BSP 221 101	✓
	Warming Drawer 保溫櫃	Gaggenau	WSP 221 100	✓
	Refrigerator 雪櫃	Sub Zero	ICBBI-36UFDID/S/TH	✓
Master Bathroom 主人浴室	Exhaust Fan 抽氣扇	System Air	QSR 225	✓
	Thermo Ventilator 換氣暖風機	Panasonic	FV-40BE3H2	✓
	Floor Heating 地暖	Raychem	T2RED	✓
Bathroom 浴室	Exhaust Fan 抽氣扇	System Air	CBF 125M	✓
Bathroom 1 浴室 1	Thermo Ventilator 換氣暖風機	Panasonic	FV-40BE3H2	✓
Bathroom 2 浴室 2	Thermo Ventilator 換氣暖風機	Panasonic	FV-40BE3H2	✓
Powder Room 化妝間	Exhaust Fan 抽氣扇	System Air	CBF 125M	✓
Utility Room 工作間	Washer 洗衣機	Gaggenau	WM 260 164	✓
	Dryer 乾衣機	Gaggenau	WT 260 110	✓
Roof 天台	Gas Water Heater 煤氣熱水爐	TGC	TSTW220TFQL	✓

Location 位置	Appliances 設備	Brand Name 品牌名稱	Model Number 產品型號	House 16 and House 19 16號洋房及19號洋房
Foyer 1 前廳 1	Video Doorphone 視像對講機	Apple	iPad Mini	✓
Master Bathroom 主人浴室	Exhaust Fan 抽氣扇	System Air	CBF 200L	✓
Bathroom 浴室	Exhaust Fan 抽氣扇	System Air	CBF 125M	✓
Bathroom 1 浴室 1	Exhaust Fan 抽氣扇	System Air	CBF 125M	✓
Bathroom 2 浴室 2	Exhaust Fan 抽氣扇	System Air	CBF 125M	✓
Bathroom 3 浴室 3	Exhaust Fan 抽氣扇	System Air	CBF 125M	✓
Powder Room 化妝間	Exhaust Fan 抽氣扇	System Air	CBF 125M	✓
Roof 天台	Gas Water Heater 煤氣熱水爐	TGC	TSTW220TFQL	✓

The Vendor undertakes that if lifts or appliances of the specified brand name or model number are not installed in the Development, lifts or appliances of comparable quality will be installed.

賣方承諾如發展項目中沒有安裝指明的品牌名稱或產品型號的升降機或設備，便會安裝品質相若的升降機或設備。

23. FITTING, FINISHES AND APPLIANCES
裝置、裝修物料及設備

Appliances Schedule
設備說明表

Location 位置	Appliances 設備	Brand Name 品牌名稱	Model Number 產品型號	House 17, House 32, House 33 and House 35 17號洋房、32號洋房、 33號洋房及35號洋房
Foyer 1 前廳 1	Video Doorphone 視像對講機	Apple	iPad Mini	✓
Kitchen 廚房	Single Gas Cooker Hob 單頭煤氣煮食爐	Gaggenau	VG 231 320 HK	✓
	Double Gas Cooker Hob 雙頭煤氣煮食爐	Gaggenau	VG 232 320 HK	✓
	Induction Hob 電磁爐	Gaggenau	VI 232 120	✓
	Cooker Hood 抽油煙機	Gaggenau	AW 240 191	✓
	Oven 焗爐	Gaggenau	EB 333 111	✓
	Steam Oven 蒸焗爐	Gaggenau	BSP 221 101	✓
	Warming Drawer 保溫櫃	Gaggenau	WSP 221 100	✓
	Refrigerator 雪櫃	Sub Zero	ICBBI-42S/S/TH	✓
Master Bathroom 主人浴室	Exhaust Fan 抽氣扇	System Air	QSR 225	✓
	Thermo Ventilator 換氣暖風機	Panasonic	FV-40BE3H2	✓
	Towel Warmer 暖毛巾架	Vola	T39EL/4-68	✓
	Floor Heating 地暖	Raychem	T2RED	✓
Bathroom 浴室	Exhaust Fan 抽氣扇	System Air	CBF 125M	✓
Bathroom 1 浴室 1	Thermo Ventilator 換氣暖風機	Panasonic	FV-40BE3H2	✓
	Exhaust Fan 抽氣扇	System Air	CBF 125M	✓
Bathroom 2 浴室 2	Thermo Ventilator 換氣暖風機	Panasonic	FV-40BE3H2	✓
Bathroom 3 浴室 3	Thermo Ventilator 換氣暖風機	Panasonic	FV-40BE3H2	✓
Powder Room 化妝間	Exhaust Fan 抽氣扇	System Air	CBF 125M	✓
Utility Room 工作間	Washer 洗衣機	Gaggenau	WM 260 164	✓
	Dryer 乾衣機	Gaggenau	WT 260 110	✓
Roof 天台	Gas Water Heater 煤氣熱水爐	TGC	TSTW220TFQL	✓

The Vendor undertakes that if lifts or appliances of the specified brand name or model number are not installed in the Development, lifts or appliances of comparable quality will be installed.

賣方承諾如發展項目中沒有安裝指明的品牌名稱或產品型號的升降機或設備，便會安裝品質相若的升降機或設備。

23. FITTING, FINISHES AND APPLIANCES
裝置、裝修物料及設備

Appliances Schedule
設備說明表

Location 位置	Appliances 設備	Brand Name 品牌名稱	Model Number 產品型號	House 25 25號洋房
Foyer 1 前廳 1	Video Doorphone 視像對講機	Apple	iPad Mini	✓
Living Room and Dining Room 客廳及飯廳	Microwave Oven 微波焗爐	Gaggenau	BMP 224 100	✓
	Under Counter Fridge 嵌入式雪櫃	Gaggenau	RC 200 300	✓
Kitchen 廚房	Single Gas Cooker Hob 單頭煤氣煮食爐	Gaggenau	VG 415 311 SG	✓
	Double Gas Cooker Hob 雙頭煤氣煮食爐	Gaggenau	VG 425 311 SG	✓
	Electric Grill 電燒烤爐	Gaggenau	VR 414 111	✓
	Cooker Hood 抽油煙機	Gaggenau	AW 442 120	✓
	Oven 焗爐	Gaggenau	EB 333 111	✓
	Combi-steam Oven 組合蒸焗爐	Gaggenau	BS 451 101	✓
	Dishwasher 洗碗碟機	Gaggenau	DF 480 100	✓
	Warming Drawer 保溫櫃	Gaggenau	WS 461 110	✓
	Refrigerator 雪櫃	Sub Zero	ICBBI-42S/S/TH	✓
Master Bathroom 主人浴室	Thermo Ventilator 換氣暖風機	Panasonic	FV-40BE3H2	✓
	Exhaust Fan 抽氣扇	System Air	CBF 125M	✓
	Floor Heating 地暖	Raychem	T2RED	✓
Bathroom 1 浴室 1	Thermo Ventilator 換氣暖風機	Panasonic	FV-40BE3H2	✓
	Exhaust Fan 抽氣扇	System Air	CBF 125M	✓
Bathroom 2 浴室 2	Thermo Ventilator 換氣暖風機	Panasonic	FV-40BE3H2	✓
Bathroom 3 浴室 3	Thermo Ventilator 換氣暖風機	Panasonic	FV-40BE3H2	✓
	Exhaust Fan 抽氣扇	System Air	CBF 125M	✓
Bathroom 4 浴室 4	Thermo Ventilator 換氣暖風機	Panasonic	FV-40BE3H2	✓
Bathroom 5 浴室 5	Exhaust Fan 抽氣扇	System Air	CBF 125M	✓
Lavatory 洗手間	Exhaust Fan 抽氣扇	System Air	CBF 125M	✓
Utility Room 工作間	Washer 洗衣機	Gaggenau	WM 260 164	✓
	Dryer 乾衣機	Gaggenau	WT 260 110	✓
Roof 天台	Gas Water Heater 煤氣熱水爐	TGC	TSTW220TFQL	✓
	BBQ Grill 燒烤爐	Bull	26038	✓

The Vendor undertakes that if lifts or appliances of the specified brand name or model number are not installed in the Development, lifts or appliances of comparable quality will be installed.

賣方承諾如發展項目中沒有安裝指明的品牌名稱或產品型號的升降機或設備，便會安裝品質相若的升降機或設備。

23. FITTING, FINISHES AND APPLIANCES 裝置、裝修物料及設備

Appliances Schedule
設備說明表

Location 位置	Appliances 設備	Brand Name 品牌名稱	Model Number 產品型號	House 28 28號洋房
Foyer 1 前廳 1	Video Doorphone 視像對講機	Apple	iPad Mini	✓
Living Room and Dining Room 客廳及飯廳	Warming drawer 保溫櫃	Gaggenau	WS 461 110	✓
	Microwave Oven 微波爐	Gaggenau	BMP 224 130	✓
	Combi-steam Oven 組合蒸焗爐	Gaggenau	BS 451 111	✓
	Under Counter Fridge 嵌入式雪櫃	Gaggenau	RC 200 300	✓
Kitchen 廚房	Cooker Hood 抽油煙機	Officine Gullo	CPP002X	✓
	Single Gas Cooker Hob 單頭煤氣煮食爐	Gaggenau	VG 415 311 SG	✓
	Double Gas Cooker Hob 雙頭煤氣煮食爐	Gaggenau	VG 425 311 SG	✓
	Electric Grill 電燒烤爐	Gaggenau	VR 414 111	✓
	Oven 焗爐	Gaggenau	EB 333 111	✓
	Dishwasher 洗碗碟機	Gaggenau	DF 480 100	✓
	Refrigerator 雪櫃	Sub Zero	ICBBI-42S/S/TH	✓
	Exhaust Fan 抽氣扇	System Air	QSR 225	✓
Master Bathroom 主人浴室	Thermo Ventilator 換氣暖風機	Panasonic	FV-40BE3H2	✓
	Exhaust Fan 抽氣扇	System Air	QSR 225	✓
	Towel Warmer 暖毛巾架	Vola	T39EL/4-68	✓
	Floor Heating 地暖	Raychem	T2RED	✓
Bathroom 浴室	Thermo Ventilator 換氣暖風機	Panasonic	FV-40BE3H2	✓
	Exhaust Fan 抽氣扇	System Air	CBF 125M	✓
Bathroom 1 浴室 1	Thermo Ventilator 換氣暖風機	Panasonic	FV-40BE3H2	✓
Bathroom 2 浴室 2	Thermo Ventilator 換氣暖風機	Panasonic	FV-40BE3H2	✓
Bathroom 3 浴室 3	Thermo Ventilator 換氣暖風機	Panasonic	FV-40BE3H2	✓
	Exhaust Fan 抽氣扇	System Air	CBF200L	✓
Bathroom 4 浴室 4	Thermo Ventilator 換氣暖風機	Panasonic	FV-40BE3H2	✓
Bathroom 5 浴室 5	Thermo Ventilator 換氣暖風機	Panasonic	FV-40BE3H2	✓
	Exhaust Fan 抽氣扇	System Air	CBF200L	✓
Bathroom 6 浴室 6	Exhaust Fan 抽氣扇	System Air	CBF 125M	✓
Bathroom 7 浴室 7	Thermo Ventilator 換氣暖風機	Panasonic	FV-40BE3H2	✓
	Exhaust Fan 抽氣扇	System Air	CBF200L	✓
Utility Room 工作間	Washer 洗衣機	Gaggenau	WM 260 164	✓
	Dryer 乾衣機	Gaggenau	WT 260 110	✓
Roof 天台	Gas Water Heater 煤氣熱水爐	TGC	TSTW220TFQL	✓

The Vendor undertakes that if lifts or appliances of the specified brand name or model number are not installed in the Development, lifts or appliances of comparable quality will be installed.

賣方承諾如發展項目中沒有安裝指明的品牌名稱或產品型號的升降機或設備，便會安裝品質相若的升降機或設備。

23. FITTING, FINISHES AND APPLIANCES
裝置、裝修物料及設備

Appliances Schedule
設備說明表

Location 位置	Appliances 設備	Brand Name 品牌名稱	Model Number 產品型號	House 36 36號洋房
Foyer 1 前廳 1	Video Doorphone 視像對講機	Apple	iPad Mini	✓
Kitchen 廚房	Induction Hob 電磁爐	Gaggenau	VI 232 120	✓
	Single Gas Cooker Hob 單頭煤氣煮食爐	Gaggenau	VG 231 320 HK	✓
	Double Gas Cooker Hob 雙頭煤氣煮食爐	Gaggenau	VG 232 320 HK	✓
	Cooker Hood 抽油煙機	Gaggenau	AW 240 191	✓
	Oven 焗爐	Gaggenau	EB 333 111	✓
	Combi-steam Oven 組合蒸焗爐	Gaggenau	BSP 221 101	✓
	Warming Drawer 保溫櫃	Gaggenau	WSP 221 100	✓
	Refrigerator 雪櫃	Sub Zero	ICBBI-42S/O	✓
Master Bathroom 主人浴室	Thermo Ventilator 換氣暖風機	Panasonic	FV-40BE3H2	✓
	Exhaust Fan 抽氣扇	System Air	CBF 200L	✓
	Floor Heating 地暖	Raychem	T2RED	✓
	Towel Warmer 暖毛巾架	Vola	T39EL/6-27	✓
Bathroom 浴室	Exhaust Fan 抽氣扇	System Air	CBF 125M	✓
Bathroom 1 浴室 1	Thermo Ventilator 換氣暖風機	Panasonic	FV-40BE3H2	✓
	Exhaust Fan 抽氣扇	System Air	CBF 125M	✓
Bathroom 2 浴室 2	Thermo Ventilator 換氣暖風機	Panasonic	FV-40BE3H2	✓
	Exhaust Fan 抽氣扇	System Air	CBF 125M	✓
Bathroom 3 浴室 3	Thermo Ventilator 換氣暖風機	Panasonic	FV-40BE3H2	✓
	Exhaust Fan 抽氣扇	System Air	CBF 125M	✓
Powder Room 化妝間	Exhaust Fan 抽氣扇	System Air	CBF 125M	✓
Utility Room 工作間	Washer 洗衣機	Gaggenau	WM 260 164	✓
	Dryer 乾衣機	Gaggenau	WT 260 110	✓
Roof 天台	Gas Water Heater 煤氣熱水爐	TGC	TSTW220TFQL	✓
	BBQ Grill 燒烤爐	Wolf	ICBOG30-LP	✓

The Vendor undertakes that if lifts or appliances of the specified brand name or model number are not installed in the Development, lifts or appliances of comparable quality will be installed.

賣方承諾如發展項目中沒有安裝指明的品牌名稱或產品型號的升降機或設備，便會安裝品質相若的升降機或設備。

23. FITTING, FINISHES AND APPLIANCES 裝置、裝修物料及設備

Appliances Schedule 設備說明表

Location 位置	Appliances 設備	Brand Name 品牌名稱	Model Number 產品型號	House 38 38號洋房
Foyer 1 前廳 1	Video Doorphone 視像對講機	Apple	iPad Mini	✓
Kitchen 廚房	Single Gas Cooker Hob 單頭煤氣煮食爐	Gaggenau	VG 415 311 SG	✓
	Double Gas Cooker Hob 雙頭煤氣煮食爐	Gaggenau	VG 425 311 SG	✓
	Electric Grill 電燒烤爐	Gaggenau	VR 414 111	✓
	Cooker Hood 抽油煙機	Gaggenau	AW 442 160	✓
	Oven 焗爐	Gaggenau	EB 333 111	✓
	Combi-steam Oven 組合蒸焗爐	Gaggenau	BS450111	✓
	Microwave Oven 微波爐	Gaggenau	BMP224130	✓
	Dishwasher 洗碗碟機	Gaggenau	DF 480 100	✓
	Warming Drawer 保溫櫃	Gaggenau	WS 461 110	✓
Master Bathroom 主人浴室	Refrigerator 雪櫃	Sub Zero	ICBBI-42S/O	✓
	Thermo Ventilator 換氣暖風機	Panasonic	FV-40BE3H2	✓
	Exhaust Fan 抽氣扇	System Air	CBF 125M	✓
	Floor Heating 地暖	Raychem	T2RED	✓
Bathroom 1 浴室 1	Towel Warmer 暖毛巾架	Avenir	TRH2-77_MS	✓
Bathroom 1 浴室 1	Thermo Ventilator 換氣暖風機	Panasonic	FV-40BE3H2	✓
Bathroom 2 浴室 2	Thermo Ventilator 換氣暖風機	Panasonic	FV-40BE3H2	✓
Bathroom 3 浴室 3	Thermo Ventilator 換氣暖風機	Panasonic	FV-40BE3H2	✓
	Exhaust Fan 抽氣扇	System Air	CBF 125M	✓
Bathroom 4 浴室 4	Thermo Ventilator 換氣暖風機	Panasonic	FV-40BE3H2	✓
Bathroom 5 浴室 5	Thermo Ventilator 換氣暖風機	Panasonic	FV-40BE3H2	✓
Bathroom 6 浴室 6	Exhaust Fan 抽氣扇	System Air	CBF 125M	✓
Store 1 儲物室 1	Wine Cellar 酒櫃	Gaggenau	RW466364	✓
Store 2 儲物室 2	Exhaust Fan 抽氣扇	System Air	CBF 160M	✓
Utility Room 工作間	Washer 洗衣機	Gaggenau	WM 260 164	✓
	Dryer 乾衣機	Gaggenau	WT 260 110	✓
Roof 天台	Gas Water Heater 煤氣熱水爐	TGC	TSTW220TFQL	✓
	Charcoal Grill 燒烤爐	Roshults	Module Charcoal Grill 50	✓

The Vendor undertakes that if lifts or appliances of the specified brand name or model number are not installed in the Development, lifts or appliances of comparable quality will be installed.

賣方承諾如發展項目中沒有安裝指明的品牌名稱或產品型號的升降機或設備，便會安裝品質相若的升降機或設備。

23. FITTING, FINISHES AND APPLIANCES
裝置、裝修物料及設備

Appliances Schedule
設備說明表

Air-conditioner

House 1 1號洋房	
Variable Refrigerant Volume Air-conditioner 可變冷媒流量空調機	
Brand Name 品牌名稱	Model Number 產品型號
Daikin 大金	FXAQ25AVM
Daikin 大金	FXAQ40AVM
Daikin 大金	FXAQ63AVM
Daikin 大金	FXSP28CA
Daikin 大金	FXSP45CA
Daikin 大金	FXSP56CA
Daikin 大金	FXSP71CA
Daikin 大金	FXCP28MMVC
Daikin 大金	RJZQ10BAY
Daikin 大金	RJZQ14ABY
Daikin 大金	RJZQ16ABY

House 2, House 3 and House 6 2號洋房、3號洋房及6號洋房	
Variable Refrigerant Volume Air-conditioner 可變冷媒流量空調機	
Brand Name 品牌名稱	Model Number 產品型號
Daikin 大金	FXAQ25AVM
Daikin 大金	FXAQ40AVM
Daikin 大金	FXSP28CA
Daikin 大金	FXSP45CA
Daikin 大金	FXSP56CA
Daikin 大金	FXSP71CA
Daikin 大金	FXCP28MMVC
Daikin 大金	RJZQ16ABY

House 5 and House 7 5號洋房及7號洋房	
Variable Refrigerant Volume Air-conditioner 可變冷媒流量空調機	
Brand Name 品牌名稱	Model Number 產品型號
Daikin 大金	FXAQ25AVM
Daikin 大金	FXAQ40AVM
Daikin 大金	FXSP28CA
Daikin 大金	FXSP45CA
Daikin 大金	FXSP56CA
Daikin 大金	FXSP71CA
Daikin 大金	FXCP28MMVC
Daikin 大金	RJZQ16ABY

House 8 8號洋房	
Variable Refrigerant Volume Air-conditioner 可變冷媒流量空調機	
Brand Name 品牌名稱	Model Number 產品型號
Daikin 大金	FXAQ40AVM
Daikin 大金	FXAQ50AVM
Daikin 大金	FXAQ63AVM
Daikin 大金	FXSP28CA
Daikin 大金	FXSP45CA
Daikin 大金	FXSP56CA
Daikin 大金	FXSP71CA
Daikin 大金	FXCP28MMVC
Daikin 大金	RJZQ14ABY
Daikin 大金	RJZQ16ABY

House 9, House 21, House 26 and House 29 9號洋房、21號洋房、26號洋房及29號洋房	
Variable Refrigerant Volume Air-conditioner 可變冷媒流量空調機	
Brand Name 品牌名稱	Model Number 產品型號
Daikin 大金	FXAQ25AVM
Daikin 大金	FXSP45CA
Daikin 大金	FXSP56CA
Daikin 大金	FXSP71CA
Daikin 大金	FXCP28MMVC
Daikin 大金	RJZQ10BAY
Daikin 大金	RJZQ14ABY

House 10 and House 18 10號洋房及18號洋房	
Variable Refrigerant Volume Air-conditioner 可變冷媒流量空調機	
Brand Name 品牌名稱	Model Number 產品型號
Daikin 大金	FXAQ25AVM
Daikin 大金	FXSP28CA
Daikin 大金	FXSP45CA
Daikin 大金	FXSP56CA
Daikin 大金	FXSP71CA
Daikin 大金	FXCP28MMVC
Daikin 大金	RJZQ14ABY
Daikin 大金	RJZQ16ABY

The Vendor undertakes that if lifts or appliances of the specified brand name or model number are not installed in the Development, lifts or appliances of comparable quality will be installed.

賣方承諾如發展項目中沒有安裝指明的品牌名稱或產品型號的升降機或設備，便會安裝品質相若的升降機或設備。

23. FITTING, FINISHES AND APPLIANCES
裝置、裝修物料及設備

Appliances Schedule
設備說明表

Air-conditioner

House 11, House 20, House 22, House 23 and House 27 11號洋房、20號洋房、22號洋房、23號洋房及27號洋房	
Variable Refrigerant Volume Air-conditioner 可變冷媒流量空調機	
Brand Name 品牌名稱	Model Number 產品型號
Daikin 大金	FXAQ25AVM
Daikin 大金	FXSP45CA
Daikin 大金	FXSP56CA
Daikin 大金	FXSP71CA
Daikin 大金	FXCP28MMVC
Daikin 大金	RJZQ10BAY
Daikin 大金	RJZQ14ABY

House 12, House 15, House 30 and House 31 12號洋房、15號洋房、30號洋房及31號洋房	
Variable Refrigerant Volume Air-conditioner 可變冷媒流量空調機	
Brand Name 品牌名稱	Model Number 產品型號
Daikin 大金	FXAQ25AVM
Daikin 大金	FXSP28CA
Daikin 大金	FXSP45CA
Daikin 大金	FXSP56CA
Daikin 大金	FXSP71CA
Daikin 大金	FXCP28MMVC
Daikin 大金	RJZQ10BAY
Daikin 大金	RJZQ14ABY

House 16 and House 19 16號洋房及19號洋房	
Variable Refrigerant Volume Air-conditioner 可變冷媒流量空調機	
Brand Name 品牌名稱	Model Number 產品型號
Daikin 大金	FXAQ25AVM
Daikin 大金	FXSP28CA
Daikin 大金	FXSP45CA
Daikin 大金	FXSP56CA
Daikin 大金	FXSP71CA
Daikin 大金	FXCP28MMVC
Daikin 大金	RJZQ10BAY
Daikin 大金	RJZQ14ABY

House 17, House 32, House 33 and House 35 17號洋房、32號洋房、33號洋房及35號洋房	
Variable Refrigerant Volume Air-conditioner 可變冷媒流量空調機	
Brand Name 品牌名稱	Model Number 產品型號
Daikin 大金	FXAQ25AVM
Daikin 大金	FXSP28CA
Daikin 大金	FXSP45CA
Daikin 大金	FXSP56CA
Daikin 大金	FXSP71CA
Daikin 大金	FXCP28MMVC
Daikin 大金	RJZQ10BAY
Daikin 大金	RJZQ14ABY

House 25 25號洋房	
Variable Refrigerant Volume Air-conditioner 可變冷媒流量空調機	
Brand Name 品牌名稱	Model Number 產品型號
Daikin 大金	FXAQ25AVM
Daikin 大金	FXSP45CA
Daikin 大金	FXSP56CA
Daikin 大金	FXSP71CA
Daikin 大金	FXCP28MMVC
Daikin 大金	RJZQ10BAY
Daikin 大金	RJZQ14ABY

House 28 28號洋房	
Variable Refrigerant Volume Air-conditioner 可變冷媒流量空調機	
Brand Name 品牌名稱	Model Number 產品型號
Daikin 大金	FXAQ25AVM
Daikin 大金	FXSP28CA
Daikin 大金	FXSP45CA
Daikin 大金	FXSP56CA
Daikin 大金	FXSP71CA
Daikin 大金	FXCP28MMVC
Daikin 大金	RJZQ14ABY
Daikin 大金	RJZQ16ABY

The Vendor undertakes that if lifts or appliances of the specified brand name or model number are not installed in the Development, lifts or appliances of comparable quality will be installed.

賣方承諾如發展項目中沒有安裝指明的品牌名稱或產品型號的升降機或設備，便會安裝品質相若的升降機或設備。

23. FITTING, FINISHES AND APPLIANCES
裝置、裝修物料及設備

Appliances Schedule
設備說明表

Air-conditioner

House 36 36 號洋房	
Variable Refrigerant Volume Air-conditioner 可變冷媒流量空調機	
Brand Name 品牌名稱	Model Number 產品型號
Daikin 大金	FXAQ25AVM
Daikin 大金	FXSP28CA
Daikin 大金	FXSP45CA
Daikin 大金	FXSP56CA
Daikin 大金	FXSP71CA
Daikin 大金	FXCP28MMVC
Daikin 大金	RJZQ10BAY
Daikin 大金	RJZQ14ABY

House 38 38 號洋房	
Variable Refrigerant Volume Air-conditioner 可變冷媒流量空調機	
Brand Name 品牌名稱	Model Number 產品型號
Daikin 大金	FXAQ25AVM
Daikin 大金	FXAQ40AVM
Daikin 大金	FXSP28CA
Daikin 大金	FXSP45CA
Daikin 大金	FXSP56CA
Daikin 大金	FXSP71CA
Daikin 大金	FXCP28MMVC
Daikin 大金	RJZQ16ABY

The Vendor undertakes that if lifts or appliances of the specified brand name or model number are not installed in the Development, lifts or appliances of comparable quality will be installed.

賣方承諾如發展項目中沒有安裝指明的品牌名稱或產品型號的升降機或設備，便會安裝品質相若的升降機或設備。

23. FITTING, FINISHES AND APPLIANCES
裝置、裝修物料及設備

Appliances Schedule
設備說明表

Location 位置	Appliances 設備	Brand Name 品牌名稱	Model Number 產品型號	Block 1 第1座			
				G/F and 1/F 地下及1樓		2/F and 3/F 2樓及3樓	
				Unit A A 單位	Unit B B 單位	Unit A A 單位	Unit B B 單位
Living Room and Dining Room 客廳及飯廳	Video Doorphone 視像對講機	Apple	iPad Mini	✓	✓	✓	✓
Kitchen 廚房	Electric Water Heater 電熱水爐	Stiebel Eltron 斯寶亞創	DHM 6	✓	✓	✓	✓
	Single Gas Cooker Hob 單頭煤氣煮食爐	Gaggenau	VG 231 320 HK	✓	✓	✓	✓
	Double Gas Cooker Hob 雙頭煤氣煮食爐	Gaggenau	VG 232 320 HK	✓	✓	✓	✓
	Induction Hob 電磁爐	Gaggenau	VI 232 120	✓	✓	✓	✓
	Cooker Hood 抽油煙機	Gaggenau	AW 240 191	✓	✓	✓	✓
	Oven 焗爐	Gaggenau	BOP 211 102	-	✓	-	-
			BOP 210 102	✓	-	✓	✓
	Steam Oven 蒸焗爐	Gaggenau	BSP 221 101	-	✓	-	-
			BSP 220 101	✓	-	✓	✓
	Refrigerator 雪櫃	Sub Zero	ICBBI-42S/S/TH	✓	✓	✓	-
ICBBI-42S/O			-	-	-	✓	
Exhaust Fan 抽氣扇	System Air	QSR 225	✓	✓	✓	-	
Master Bathroom 主人浴室	Thermo Ventilator 換氣暖風機	Panasonic	FV-40BE3H2	✓	✓	✓	✓
	Exhaust Fan 抽氣扇	System Air	CBF 200L	✓	✓	✓	✓
	Electric Water Heater 電熱水爐	Stiebel Eltron 斯寶亞創	DHB-E 27 LCD	✓	✓	✓	✓
	Floor Heating 地暖	Raychem	T2RED	✓	✓	✓	✓
	Towel Warmer 暖毛巾架	Vola	T39EL/4-68	✓	✓	✓	-
Margaroli		681.SET.02	-	-	-	✓	
Bathroom 1 浴室1	Thermo Ventilator 換氣暖風機	Panasonic	FV-40BE3H2	✓	✓	✓	✓
	Exhaust Fan 抽氣扇	System Air	CBF 125M	✓	✓	✓	✓
	Electric Water Heater 電熱水爐	Stiebel Eltron 斯寶亞創	DHB-E 21 LCD	✓	✓	✓	✓
Bathroom 2 浴室2	Thermo Ventilator 換氣暖風機	Panasonic	FV-40BE3H2	✓	✓	✓	✓
	Electric Water Heater 電熱水爐	Stiebel Eltron 斯寶亞創	DHB-E 21 LCD	✓	✓	✓	✓
Bedroom 3 睡房3	Wine Cellar 酒櫃	Liebherr	WKES 653	-	-	-	✓
Maid Room 工人房	2-in-1 Washer and Dryer 2合1洗衣乾衣機	Gaggenau	WD 200 140	✓	✓	✓	✓

The Vendor undertakes that if lifts or appliances of the specified brand name or model number are not installed in the Development, lifts or appliances of comparable quality will be installed.

Notes:

1. The symbol "✓" as shown in the above table denotes "Provided".
2. The symbol "-" as shown in the above table denotes "Not Provided".

賣方承諾如發展項目中沒有安裝指明的品牌名稱或產品型號的升降機或設備，便會安裝品質相若的升降機或設備。

備註：

1. 上表 "✓" 代表「提供」。
2. 上表 "-" 代表「不提供」。

23. FITTING, FINISHES AND APPLIANCES
裝置、裝修物料及設備

Appliances Schedule
設備說明表

Location 位置	Appliances 設備	Brand Name 品牌名稱	Model Number 產品型號	Block 1 第1座			
				G/F and 1/F 地下及1樓		2/F and 3/F 2樓及3樓	
				Unit A A單位	Unit B B單位	Unit A A單位	Unit B B單位
Lavatory 洗手間	Exhaust Fan 抽氣扇	Panasonic	24CMDA	-	-	-	✓
		System Air	CBF 125M	✓	✓	✓	-
	Electric Water Heater 電熱水爐	Stiebel Eltron 斯寶亞創	DHB-E 21 LCD	✓	✓	✓	✓
Powder Room 化妝間	Exhaust Fan 抽氣扇	System Air	CBF 125M	✓	✓	✓	✓
	Electric Water Heater 電熱水爐	Stiebel Eltron 斯寶亞創	DHM6	-	-	-	✓
			DHB-E 21 LCD	✓	✓	✓	-
Roof 天台	BBQ Grill 燒烤爐	Fulgor	FOBQ HL 800 X	-	-	-	✓

The Vendor undertakes that if lifts or appliances of the specified brand name or model number are not installed in the Development, lifts or appliances of comparable quality will be installed.

Notes:

1. The symbol "✓" as shown in the above table denotes "Provided".
2. The symbol "-" as shown in the above table denotes "Not Provided".

賣方承諾如發展項目中沒有安裝指明的品牌名稱或產品型號的升降機或設備，便會安裝品質相若的升降機或設備。

備註：

1. 上表 "✓" 代表「提供」。
2. 上表 "-" 代表「不提供」。

23. FITTING, FINISHES AND APPLIANCES 裝置、裝修物料及設備

Appliances Schedule
設備說明表

Location 位置	Appliances 設備	Brand Name 品牌名稱	Model Number 產品型號	Block 2 第2座			
				G/F and 1/F 地下及1樓		2/F and 3/F 2樓及3樓	
				Unit A A 單位	Unit B B 單位	Unit A A 單位	Unit B B 單位
Living Room and Dining Room 客廳及飯廳	Video Doorphone 視像對講機	Apple	iPad Mini	✓	✓	✓	✓
Kitchen 廚房	Exhaust Fan 抽氣扇	System Air	QSR 225	✓	✓	✓	✓
	Electric Water Heater 電熱水爐	Stiebel Eltron 斯寶亞創	DHM 6	✓	✓	✓	✓
	Single Gas Cooker Hob 單頭煤氣煮食爐	Gaggenau	VG 231 320 HK	✓	✓	✓	✓
	Double Gas Cooker Hob 雙頭煤氣煮食爐	Gaggenau	VG 232 320 HK	✓	✓	✓	✓
	Induction Hob 電磁爐	Gaggenau	VI 232 120	✓	✓	✓	✓
	Cooker Hood 抽油煙機	Gaggenau	AW 240 191	✓	✓	✓	✓
	Oven 焗爐	Gaggenau	BOP 211 102	✓	-	✓	-
			BOP 210 102	-	✓	-	✓
	Steam Oven 蒸焗爐	Gaggenau	BSP 221 101	✓	-	✓	-
			BSP 220 101	-	✓	-	✓
Refrigerator 雪櫃	Sub Zero	ICBBI-42S/S/TH	✓	✓	✓	✓	
Master Bathroom 主人浴室	Thermo Ventilator 換氣暖風機	Panasonic	FV-40BE3H2	✓	✓	✓	✓
	Exhaust Fan 抽氣扇	System Air	CBF 200L	✓	✓	✓	✓
	Electric Water Heater 電熱水爐	Stiebel Eltron 斯寶亞創	DHB-E 27 LCD	✓	✓	✓	✓
	Towel Warmer 暖毛巾架	Vola	T39EL/4-68	✓	✓	✓	✓
	Floor Heating 地暖	Raychem	T2RED	✓	✓	✓	✓
Bathroom 1 浴室 1	Thermo Ventilator 換氣暖風機	Panasonic	FV-40BE3H2	✓	✓	✓	✓
	Exhaust Fan 抽氣扇	System Air	CBF 125M	✓	✓	✓	-
	Electric Water Heater 電熱水爐	Stiebel Eltron 斯寶亞創	DHB-E 21 LCD	✓	✓	✓	✓
Bathroom 2 浴室 2	Thermo Ventilator 換氣暖風機	Panasonic	FV-40BE3H2	✓	✓	✓	✓
	Electric Water Heater 電熱水爐	Stiebel Eltron 斯寶亞創	DHB-E 21 LCD	✓	✓	✓	✓
Maid Room 工人房	2-in-1 Washer and Dryer 2合1洗衣乾衣機	Gaggenau	WD 200 140	✓	✓	✓	✓
Lavatory 洗手間	Exhaust Fan 抽氣扇	System Air	CBF 125M	✓	✓	✓	✓
	Electric Water Heater 電熱水爐	Stiebel Eltron 斯寶亞創	DHB-E 21 LCD	✓	✓	✓	✓
Powder Room 化妝間	Exhaust Fan 抽氣扇	System Air	CBF 125M	✓	✓	✓	✓
	Electric Water Heater 電熱水爐	Stiebel Eltron 斯寶亞創	DHB-E 21 LCD	✓	✓	✓	✓

The Vendor undertakes that if lifts or appliances of the specified brand name or model number are not installed in the Development, lifts or appliances of comparable quality will be installed.

Notes:

1. The symbol "✓" as shown in the above table denotes "Provided".
2. The symbol "-" as shown in the above table denotes "Not Provided".

賣方承諾如發展項目中沒有安裝指明的品牌名稱或產品型號的升降機或設備，便會安裝品質相若的升降機或設備。

備註：

1. 上表 "✓" 代表「提供」。
2. 上表 "-" 代表「不提供」。

23. FITTING, FINISHES AND APPLIANCES 裝置、裝修物料及設備

Appliances Schedule 設備說明表

Location 位置	Appliances 設備	Brand Name 品牌名稱	Model Number 產品型號	Block 3 第3座		Block 5 第5座	
				G/F 地下			
				Unit A A 單位	Unit B B 單位	Unit A A 單位	Unit B B 單位
Living Room and Dining Room 客廳及飯廳	Video Doorphone 視像對講機	Apple	iPad Mini	✓	✓	✓	✓
Kitchen 廚房	Exhaust Fan 抽氣扇	System Air	QSR 225	✓	✓	✓	✓
	Electric Water Heater 電熱水爐	Stiebel Eltron 斯寶亞創	DHM 6	✓	✓	✓	✓
	Single Gas Cooker Hob 單頭煤氣煮食爐	Gaggenau	VG 231 320 HK	✓	✓	✓	✓
	Double Gas Cooker Hob 雙頭煤氣煮食爐	Gaggenau	VG 232 320 HK	✓	✓	✓	✓
	Induction Hob 電磁爐	Gaggenau	VI 232 120	✓	✓	✓	✓
	Cooker Hood 抽油煙機	Gaggenau	AW 240 191	✓	✓	✓	✓
	Oven 焗爐	Gaggenau	BOP 211 132	✓	-	-	✓
			BOP 210 132	-	✓	✓	-
	Steam Oven 蒸焗爐	Gaggenau	BSP 221 131	✓	-	-	✓
			BSP 220 131	-	✓	✓	-
Refrigerator 雪櫃	Sub Zero	ICBIT-30CHD	✓	✓	✓	✓	
Master Bathroom 主人浴室	Thermo Ventilator 換氣暖風機	Panasonic	FV-40BE3H2	✓	✓	✓	✓
	Exhaust Fan 抽氣扇	System Air	CBF 125M	✓	✓	✓	✓
	Electric Water Heater 電熱水爐	Stiebel Eltron 斯寶亞創	DHB-E 27 LCD	✓	✓	✓	✓
	Towel Warmer 暖毛巾架	Vola	T39EL/4-68	✓	✓	✓	✓
	Floor Heating 地暖	Raychem	T2RED	✓	✓	✓	✓
Bathroom 1 浴室 1	Thermo Ventilator 換氣暖風機	Panasonic	FV-40BE3H2	✓	✓	✓	✓
	Exhaust Fan 抽氣扇	System Air	CBF 125M	✓	✓	✓	✓
	Electric Water Heater 電熱水爐	Stiebel Eltron 斯寶亞創	DHB-E 21 LCD	✓	✓	✓	✓
Store 儲物房	2-in-1 Washer and Dryer 2合1洗衣乾衣機	Gaggenau	WD 200 140	✓	✓	✓	✓

The Vendor undertakes that if lifts or appliances of the specified brand name or model number are not installed in the Development, lifts or appliances of comparable quality will be installed.

Notes:

1. The symbol "✓" as shown in the above table denotes "Provided".
2. The symbol "-" as shown in the above table denotes "Not Provided".

賣方承諾如發展項目中沒有安裝指明的品牌名稱或產品型號的升降機或設備，便會安裝品質相若的升降機或設備。

備註：

1. 上表 "✓" 代表「提供」。
2. 上表 "-" 代表「不提供」。

23. FITTING, FINISHES AND APPLIANCES 裝置、裝修物料及設備

Appliances Schedule
設備說明表

Location 位置	Appliances 設備	Brand Name 品牌名稱	Model Number 產品型號	Block 3 第3座			Block 5 第5座		
				1/F and 2/F 1樓及2樓		3/F 3樓	1/F and 2/F 1樓及2樓		3/F 3樓
				Unit A A單位	Unit B B單位	Unit A A單位	Unit A A單位	Unit B B單位	Unit B B單位
Living Room and Dining Room 客廳及飯廳	Video Doorphone 視像對講機	Apple	iPad Mini	✓	✓	✓	✓	✓	✓
Kitchen 廚房	Exhaust Fan 抽氣扇	System Air	QSR 225	✓	✓	✓	✓	✓	✓
	Electric Water Heater 電熱水爐	Stiebel Eltron 斯寶亞創	DHM 6	✓	✓	✓	✓	✓	✓
	Single Gas Cooker Hob 單頭煤氣煮食爐	Gaggenau	VG 231 320 HK	✓	✓	✓	✓	✓	✓
	Double Gas Cooker Hob 雙頭煤氣煮食爐	Gaggenau	VG 232 320 HK	✓	✓	✓	✓	✓	✓
	Induction Hob 電磁爐	Gaggenau	VI 232 120	✓	✓	✓	✓	✓	✓
	Cooker Hood 抽油煙機	Gaggenau	AW 240 191	✓	✓	✓	✓	✓	✓
	Oven 焗爐	Gaggenau	BOP 211 102	-	✓	-	✓	-	✓
			BOP 210 102	✓	-	✓	-	✓	-
	Steam Oven 蒸焗爐	Gaggenau	BSP 221 101	-	✓	-	✓	-	✓
			BSP 220 101	✓	-	✓	-	✓	-
Refrigerator 雪櫃	Sub Zero	ICBBI-42S/S/TH	✓	✓	✓	✓	✓	✓	
Master Bathroom 主人浴室	Thermo Ventilator 換氣暖風機	Panasonic	FV-40BE3H2	✓	✓	✓	✓	✓	✓
	Exhaust Fan 抽氣扇	System Air	CBF 200L	✓	✓	✓	✓	✓	✓
	Electric Water Heater 電熱水爐	Stiebel Eltron 斯寶亞創	DHB-E 27 LCD	✓	✓	✓	✓	✓	✓
	Towel Warmer 暖毛巾架	Vola	T39EL/4-68	✓	✓	✓	✓	✓	✓
	Floor Heating 地暖	Raychem	T2RED	✓	✓	✓	✓	✓	✓
Bathroom 1 浴室1	Thermo Ventilator 換氣暖風機	Panasonic	FV-40BE3H2	✓	✓	✓	✓	✓	✓
	Exhaust Fan 抽氣扇	System Air	CBF 125M	✓	✓	-	✓	✓	-
	Electric Water Heater 電熱水爐	Stiebel Eltron 斯寶亞創	DHB-E 21 LCD	✓	✓	✓	✓	✓	✓
Bathroom 2 浴室2	Thermo Ventilator 換氣暖風機	Panasonic	FV-40BE3H2	✓	✓	✓	✓	✓	✓
	Exhaust Fan 抽氣扇	System Air	CBF 125M	-	-	✓	-	-	✓
	Electric Water Heater 電熱水爐	Stiebel Eltron 斯寶亞創	DHB-E 21 LCD	✓	✓	✓	✓	✓	✓
Bathroom 3 (Applicable to 3/F only) 浴室3 (只適用於3樓)	Thermo Ventilator 換氣暖風機	Panasonic	FV-40BE3H2	-	-	✓	-	-	✓
	Exhaust Fan 抽氣扇	System Air	CBF 125M	-	-	✓	-	-	✓
	Electric Water Heater 電熱水爐	Stiebel Eltron 斯寶亞創	DHB-E 21 LCD	-	-	✓	-	-	✓

The Vendor undertakes that if lifts or appliances of the specified brand name or model number are not installed in the Development, lifts or appliances of comparable quality will be installed.

Notes:

1. The symbol "✓" as shown in the above table denotes "Provided".
2. The symbol "-" as shown in the above table denotes "Not Provided".

賣方承諾如發展項目中沒有安裝指明的品牌名稱或產品型號的升降機或設備，便會安裝品質相若的升降機或設備。

備註：

1. 上表 "✓" 代表「提供」。
2. 上表 "-" 代表「不提供」。

23. FITTING, FINISHES AND APPLIANCES 裝置、裝修物料及設備

Appliances Schedule 設備說明表

Location 位置	Appliances 設備	Brand Name 品牌名稱	Model Number 產品型號	Block 3 第3座			Block 5 第5座		
				1/F and 2/F 1樓及2樓		3/F 3樓	1/F and 2/F 1樓及2樓		3/F 3樓
				Unit A A單位	Unit B B單位	Unit A A單位	Unit A A單位	Unit B B單位	Unit B B單位
Maid Room (Applicable to 1/F and 2/F only) 工人房 (只適用於1樓 及2樓)	2-in-1 Washer and Dryer 2合1洗衣乾衣機	Gaggenau	WD 200 140	✓	✓	-	✓	✓	-
Store (Applicable to 3/F only) 儲物房 (只適用於3樓)	2-in-1 Washer and Dryer 2合1洗衣乾衣機	Gaggenau	WD 200 140	-	-	✓	-	-	✓
Lavatory 洗手間	Exhaust Fan 抽氣扇	System Air	CBF 125M	✓	✓	✓	✓	✓	✓
	Electric Water Heater 電熱水爐	Stiebel Eltron 斯寶亞創	DHB-E 21 LCD	✓	✓	✓	✓	✓	✓
Powder Room (Applicable to 1/F and 2/F only) 化妝間 (只適用於1樓 及2樓)	Exhaust Fan 抽氣扇	System Air	CBF 125M	✓	✓	-	✓	✓	-
	Electric Water Heater 電熱水爐	Stiebel Eltron 斯寶亞創	DHB-E 21 LCD	✓	✓	-	✓	✓	-

The Vendor undertakes that if lifts or appliances of the specified brand name or model number are not installed in the Development, lifts or appliances of comparable quality will be installed.

Notes:

1. The symbol "✓" as shown in the above table denotes "Provided".
2. The symbol "-" as shown in the above table denotes "Not Provided".

賣方承諾如發展項目中沒有安裝指明的品牌名稱或產品型號的升降機或設備，便會安裝品質相若的升降機或設備。

備註：

1. 上表 "✓" 代表「提供」。
2. 上表 "-" 代表「不提供」。

23. FITTING, FINISHES AND APPLIANCES 裝置、裝修物料及設備

Appliances Schedule 設備說明表

Location 位置	Appliances 設備	Brand Name 品牌名稱	Model Number 產品型號	Block 6, Block 7 and Block 8 第6座、第7座及第8座			
				G/F 地下		3/F 3樓	
				Unit A A 單位	Unit B B 單位	Unit A A 單位	Unit B B 單位
Living Room and Dining Room 客廳及飯廳	Video Doorphone 視像對講機	Apple	iPad Mini	✓	✓	✓	✓
Kitchen 廚房	Exhaust Fan 抽氣扇	System Air	QSR 225	✓	✓	✓	✓
	Electric Water Heater 電熱水爐	Stiebel Eltron 斯寶亞創	DHM 6	✓	✓	✓	✓
	Single Gas Cooker Hob 單頭煤氣煮食爐	Gaggenau	VG 231 320 HK	✓	✓	✓	✓
	Double Gas Cooker Hob 雙頭煤氣煮食爐	Gaggenau	VG 232 320 HK	✓	✓	✓	✓
	Induction Hob 電磁爐	Gaggenau	VI 232 120	✓	✓	✓	✓
	Cooker Hood 抽油煙機	Gaggenau	AW 240 191	✓	✓	✓	✓
	Oven 焗爐	Gaggenau	BOP 211 132	✓	-	✓	-
			BOP 210 132	-	✓	-	✓
	Steam Oven 蒸焗爐	Gaggenau	BSP 221 131	✓	-	✓	-
			BSP 220 131	-	✓	-	✓
Refrigerator 雪櫃	Sub Zero	ICBBI-42S/TH	✓	✓	✓	✓	
Master Bathroom 主人浴室	Thermo Ventilator 換氣暖風機	Panasonic	FV-40BE3H2	✓	✓	✓	✓
	Exhaust Fan 抽氣扇	System Air	CBF 200L	✓	✓	✓	✓
	Electric Water Heater 電熱水爐	Stiebel Eltron 斯寶亞創	DHB-E 27 LCD	✓	✓	✓	✓
	Towel Warmer 暖毛巾架	Vola	T39EL/4-68	✓	✓	✓	✓
	Floor Heating 地暖	Raychem	T2RED	✓	✓	✓	✓
Bathroom 1 浴室 1	Thermo Ventilator 換氣暖風機	Panasonic	FV-40BE3H2	✓	✓	✓	✓
	Exhaust Fan 抽氣扇	System Air	CBF 125M	✓	✓	✓	✓
	Electric Water Heater 電熱水爐	Stiebel Eltron 斯寶亞創	DHB-E 21 LCD	✓	✓	✓	✓
Store 1 儲物房 1	2-in-1 Washer and Dryer 2合1洗衣乾衣機	Gaggenau	WD 200 140	✓	✓	✓	✓
Lavatory 洗手間	Electric Water Heater 電熱水爐	Stiebel Eltron 斯寶亞創	DHB-E 21 LCD	-	-	✓	✓
	Exhaust Fan 抽氣扇	System Air	CBF 125M	✓	✓	✓	✓

The Vendor undertakes that if lifts or appliances of the specified brand name or model number are not installed in the Development, lifts or appliances of comparable quality will be installed.

Notes:

1. The symbol “✓” as shown in the above table denotes “Provided”.
2. The symbol “-” as shown in the above table denotes “Not Provided”.

賣方承諾如發展項目中沒有安裝指明的品牌名稱或產品型號的升降機或設備，便會安裝品質相若的升降機或設備。

備註：

1. 上表“✓”代表「提供」。
2. 上表“-”代表「不提供」。

23. FITTING, FINISHES AND APPLIANCES 裝置、裝修物料及設備

Appliances Schedule
設備說明表

Location 位置	Appliances 設備	Brand Name 品牌名稱	Model Number 產品型號	Block 6, Block 7 and Block 8 第6座、第7座及第8座	
				1/F and 2/F 1樓及2樓	
				Unit A A 單位	Unit B B 單位
Living Room and Dining Room 客廳及飯廳	Video Doorphone 視像對講機	Apple	iPad Mini	✓	✓
Kitchen 廚房	Exhaust Fan 抽氣扇	System Air	QSR 225	✓	✓
	Electric Water Heater 電熱水爐	Stiebel Eltron 斯寶亞創	DHM 6	✓	✓
	Single Gas Cooker Hob 單頭煤氣煮食爐	Gaggenau	VG 231 320 HK	✓	✓
	Double Gas Cooker Hob 雙頭煤氣煮食爐	Gaggenau	VG 232 320 HK	✓	✓
	Induction Hob 電磁爐	Gaggenau	VI 232 120	✓	✓
	Cooker Hood 抽油煙機	Gaggenau	AW 240 191	✓	✓
	Oven 焗爐	Gaggenau	EB 333 111	✓	✓
	Steam Oven 蒸焗爐	Gaggenau	BSP 221 101	✓	-
			BSP 220 101	-	✓
Refrigerator 雪櫃	Sub Zero	ICBBI-42S/TH	✓	✓	
Master Bathroom 主人浴室	Thermo Ventilator 換氣暖風機	Panasonic	FV-40BE3H2	✓	✓
	Exhaust Fan 抽氣扇	System Air	CBF 200L	✓	✓
	Electric Water Heater 電熱水爐	Stiebel Eltron 斯寶亞創	DHB-E 27 LCD	✓	✓
	Towel Warmer 暖毛巾架	Vola	T39EL/4-68	✓	✓
	Floor Heating 地暖	Raychem	T2RED	✓	✓
Bathroom 1 浴室 1	Thermo Ventilator 換氣暖風機	Panasonic	FV-40BE3H2	✓	✓
	Electric Water Heater 電熱水爐	Stiebel Eltron 斯寶亞創	DHB-E 21 LCD	✓	✓
Bathroom 2 浴室 2	Thermo Ventilator 換氣暖風機	Panasonic	FV-40BE3H2	✓	✓
	Electric Water Heater 電熱水爐	Stiebel Eltron 斯寶亞創	DHB-E 21 LCD	✓	✓
Bathroom 3 浴室 3	Thermo Ventilator 換氣暖風機	Panasonic	FV-40BE3H2	✓	✓
	Electric Water Heater 電熱水爐	Stiebel Eltron 斯寶亞創	DHB-E 21 LCD	✓	✓
Store 1 儲物房 1	2-in-1 Washer and Dryer 2合1洗衣乾衣機	Gaggenau	WD 200 140	✓	✓
Lavatory 洗手間	Exhaust Fan 抽氣扇	System Air	CBF 125M	✓	✓
	Electric Water Heater 電熱水爐	Stiebel Eltron 斯寶亞創	DHB-E 21 LCD	✓	✓

The Vendor undertakes that if lifts or appliances of the specified brand name or model number are not installed in the Development, lifts or appliances of comparable quality will be installed.

Notes:

1. The symbol “✓” as shown in the above table denotes “Provided”.
2. The symbol “-” as shown in the above table denotes “Not Provided”.

賣方承諾如發展項目中沒有安裝指明的品牌名稱或產品型號的升降機或設備，便會安裝品質相若的升降機或設備。

備註：

1. 上表“✓”代表「提供」。
2. 上表“-”代表「不提供」。

23. FITTING, FINISHES AND APPLIANCES 裝置、裝修物料及設備

Appliances Schedule
設備說明表

Location 位置	Appliances 設備	Brand Name 品牌名稱	Model Number 產品型號	Block 9 and Block 10 第9座及第10座			
				G/F and 1/F 地下及1樓		2/F and 3/F 2樓及3樓	
				Unit A A 單位	Unit B B 單位	Unit C C 單位	Unit D D 單位
Foyer 1 前廳 1	Video Doorphone 視像對講機	Apple	iPad Mini	✓	✓	-	-
Living Room and Dining Room 客廳及飯廳	Video Doorphone 視像對講機	Apple	iPad Mini	-	-	✓	✓
Kitchen 廚房	Exhaust Fan 抽氣扇	System Air	QSR 225	✓	✓	✓	✓
	Electric Water Heater 電熱水爐	Stiebel Eltron 斯寶亞創	DHM 6	✓	✓	✓	✓
	Single Gas Cooker Hob 單頭煤氣煮食爐	Gaggenau	VG 231 320 HK	✓	✓	✓	✓
	Double Gas Cooker Hob 雙頭煤氣煮食爐	Gaggenau	VG 232 320 HK	✓	✓	✓	✓
	Induction Hob 電磁爐	Gaggenau	VI 232 120	✓	✓	✓	✓
	Cooker Hood 抽油煙機	Gaggenau	AW 240 191	✓	✓	✓	✓
	Oven 焗爐	Gaggenau	EB 333 111	✓	✓	✓	✓
	Steam Oven 蒸焗爐	Gaggenau	BSP 221 101	-	✓	-	✓
			BSP 220 101	✓	-	✓	-
	Dishwasher 洗碗碟機	Gaggenau	DF 480 100	✓	✓	✓	✓
	Warming Drawer 保溫櫃	Gaggenau	WSP 221 100	✓	✓	✓	✓
Refrigerator 雪櫃	Sub Zero	ICBBI-42S/S/TH	✓	✓	✓	✓	
Master Bathroom 主人浴室	Thermo Ventilator 換氣暖風機	Panasonic	FV-40BE3H2	✓	✓	✓	✓
	Exhaust Fan 抽氣扇	System Air	CBF 200L	✓	✓	✓	✓
	Electric Water Heater 電熱水爐	Stiebel Eltron 斯寶亞創	DHB-E 21 LCD	✓	✓	✓	✓
	Towel Warmer 暖毛巾架	Vola	T39EL/4-68	✓	✓	✓	✓
	Floor Heating 地暖	Raychem	T2RED	✓	✓	✓	✓
Bathroom 1 浴室 1	Thermo Ventilator 換氣暖風機	Panasonic	FV-40BE3H2	✓	✓	✓	✓
	Electric Water Heater 電熱水爐	Stiebel Eltron 斯寶亞創	DHB-E 21 LCD	✓	✓	✓	✓
Bathroom 2 浴室 2	Thermo Ventilator 換氣暖風機	Panasonic	FV-40BE3H2	✓	✓	✓	✓
	Exhaust Fan 抽氣扇	System Air	CBF 125M	✓	✓	✓	✓
	Electric Water Heater 電熱水爐	Stiebel Eltron 斯寶亞創	DHB-E 21 LCD	✓	✓	✓	✓
Bathroom 3 浴室 3	Thermo Ventilator 換氣暖風機	Panasonic	FV-40BE3H2	✓	✓	✓	✓
	Exhaust Fan 抽氣扇	System Air	CBF 125M	✓	✓	✓	✓
	Electric Water Heater 電熱水爐	Stiebel Eltron 斯寶亞創	DHB-E 21 LCD	✓	✓	✓	✓
Store 1 儲物房 1	Washer 洗衣機	Gaggenau	WM 260 164	✓	✓	✓	✓
	Dryer 乾衣機	Gaggenau	WT 260 110	✓	✓	✓	✓

The Vendor undertakes that if lifts or appliances of the specified brand name or model number are not installed in the Development, lifts or appliances of comparable quality will be installed.

Notes:

1. The symbol "✓" as shown in the above table denotes "Provided".
2. The symbol "-" as shown in the above table denotes "Not Provided".

賣方承諾如發展項目中沒有安裝指明的品牌名稱或產品型號的升降機或設備，便會安裝品質相若的升降機或設備。

備註：

1. 上表 "✓" 代表「提供」。
2. 上表 "-" 代表「不提供」。

23. FITTING, FINISHES AND APPLIANCES
裝置、裝修物料及設備

Appliances Schedule
設備說明表

Location 位置	Appliances 設備	Brand Name 品牌名稱	Model Number 產品型號	Block 9 and Block 10 第9座及第10座			
				G/F and 1/F 地下及1樓		2/F and 3/F 2樓及3樓	
				Unit A A 單位	Unit B B 單位	Unit C C 單位	Unit D D 單位
Lavatory 洗手間	Exhaust Fan 抽氣扇	System Air	CBF 125M	✓	✓	✓	✓
	Electric Water Heater 電熱水爐	Stiebel Eltron 斯寶亞創	DHB-E 21 LCD	✓	✓	✓	✓
Powder Room 化妝間	Exhaust Fan 抽氣扇	System Air	CBF 125M	✓	✓	✓	✓
	Electric Water Heater 電熱水爐	Stiebel Eltron 斯寶亞創	DHB-E 21 LCD	✓	✓	✓	✓

23. FITTING, FINISHES AND APPLIANCES 裝置、裝修物料及設備

Appliances Schedule
設備說明表

Location 位置	Appliances 設備	Brand Name 品牌名稱	Model Number 產品型號	Block 11 第11座			
				G/F and 1/F 地下及1樓		2/F and 3/F 2樓及3樓	
				Unit A A 單位	Unit B B 單位	Unit C C 單位	Unit D D 單位
Foyer 1 前廳1	Video Doorphone 視像對講機	Apple	iPad Mini	✓	✓	-	-
Living Room and Dining Room 客廳及飯廳	Video Doorphone 視像對講機	Apple	iPad Mini	-	-	✓	✓
Kitchen 廚房	Electric Water Heater 電熱水爐	Stiebel Eltron 斯寶亞創	DHM 6	✓	✓	✓	✓
	Single Gas Cooker Hob 單頭煤氣煮食爐	Gaggenau	VG 231 320 HK	✓	✓	✓	✓
	Double Gas Cooker Hob 雙頭煤氣煮食爐	Gaggenau	VG 232 320 HK	✓	✓	✓	✓
	Induction Hob 電磁爐	Gaggenau	VI 232 120	✓	✓	✓	✓
	Cooker Hood 抽油煙機	Gaggenau	AW 240 191	✓	✓	✓	✓
	Oven 焗爐	Gaggenau	EB 333 111	✓	✓	✓	✓
	Steam Oven 蒸焗爐	Gaggenau	BSP 221 101	-	✓	-	✓
			BSP 220 101	✓	-	✓	-
	Dishwasher 洗碗碟機	Gaggenau	DF 480 100	✓	✓	✓	✓
	Warming Drawer 保溫櫃	Gaggenau	WSP221100	✓	✓	✓	✓
Refrigerator 雪櫃	Sub Zero	ICBBI-42S/TH	✓	✓	✓	✓	
Exhaust Fan 抽氣扇	System Air	QSR 225	✓	✓	-	✓	
Master Bedroom 主人房	Cosmetic Refrigerator 化妝品雪櫃	Biszet	B7	-	-	✓	-
Master Bathroom 主人浴室	Thermo Ventilator 換氣暖風機	Panasonic	FV-40BE3H2	✓	✓	✓	✓
	Exhaust Fan 抽氣扇	System Air	CBF 200L	✓	✓	-	✓
	Electric Water Heater 電熱水爐	Stiebel Eltron 斯寶亞創	DHB-E 21 LCD	✓	✓	✓	✓
	Floor Heating 地暖	Raychem	T2RED	✓	✓	✓	✓
	Towel Warmer 暖毛巾架	Margaroli	521.19			✓	
Vola		T39EL/4-68	✓	✓		✓	
Bathroom 1 浴室1	Thermo Ventilator 換氣暖風機	Panasonic	FV-40BE3H2	✓	✓	✓	✓
	Electric Water Heater 電熱水爐	Stiebel Eltron 斯寶亞創	DHB-E 21 LCD	✓	✓	✓	✓
Bathroom 2 浴室2	Thermo Ventilator 換氣暖風機	Panasonic	FV-40BE3H2	✓	✓	✓	✓
	Exhaust Fan 抽氣扇	System Air	CBF 125M	✓	✓	✓	✓
	Electric Water Heater 電熱水爐	Stiebel Eltron 斯寶亞創	DHB-E 21 LCD	✓	✓	✓	✓
Bathroom 3 浴室3	Thermo Ventilator 換氣暖風機	Panasonic	FV-40BE3H2	✓	✓	✓	✓
	Exhaust Fan 抽氣扇	System Air	CBF 125M	✓	✓	✓	✓
	Electric Water Heater 電熱水爐	Stiebel Eltron 斯寶亞創	DHB-E 21 LCD	✓	✓	✓	✓

The Vendor undertakes that if lifts or appliances of the specified brand name or model number are not installed in the Development, lifts or appliances of comparable quality will be installed.

Notes:

1. The symbol "✓" as shown in the above table denotes "Provided".
2. The symbol "-" as shown in the above table denotes "Not Provided".

賣方承諾如發展項目中沒有安裝指明的品牌名稱或產品型號的升降機或設備，便會安裝品質相若的升降機或設備。

備註：

1. 上表 "✓" 代表「提供」。
2. 上表 "-" 代表「不提供」。

23. FITTING, FINISHES AND APPLIANCES
裝置、裝修物料及設備

Appliances Schedule
設備說明表

Location 位置	Appliances 設備	Brand Name 品牌名稱	Model Number 產品型號	Block 11 第 11 座			
				G/F and 1/F 地下及 1 樓		2/F and 3/F 2 樓及 3 樓	
				Unit A A 單位	Unit B B 單位	Unit C C 單位	Unit D D 單位
Store 1 儲物房 1	Washer 洗衣機	Gaggenau	WM 260 164	✓	✓	✓	✓
	Dryer 乾衣機	Gaggenau	WT 260 110	✓	✓	✓	✓
Lavatory 洗手間	Exhaust Fan 抽氣扇	System Air	CBF 125M	✓	✓	✓	✓
	Electric Water Heater 電熱水爐	Stiebel Eltron 斯寶亞創	DHB-E 21 LCD	✓	✓	✓	✓
Powder Room 化妝間	Exhaust Fan 抽氣扇	System Air	CBF 125M	✓	✓	✓	✓
	Electric Water Heater 電熱水爐	Stiebel Eltron 斯寶亞創	DHB-E 21 LCD	✓	✓	✓	✓
Roof 天台	BBQ Grill 燒烤爐	BeefEater	S3000S	-	-	✓	-

The Vendor undertakes that if lifts or appliances of the specified brand name or model number are not installed in the Development, lifts or appliances of comparable quality will be installed.

Notes:

1. The symbol “✓” as shown in the above table denotes “Provided”.
2. The symbol “-” as shown in the above table denotes “Not Provided”.

賣方承諾如發展項目中沒有安裝指明的品牌名稱或產品型號的升降機或設備，便會安裝品質相若的升降機或設備。

備註：

1. 上表 “✓” 代表「提供」。
2. 上表 “-” 代表「不提供」。

23. FITTING, FINISHES AND APPLIANCES 裝置、裝修物料及設備

Appliances Schedule
設備說明表

Location 位置	Appliances 設備	Brand Name 品牌名稱	Model Number 產品型號	Block 12 第12座	
				G/F and 1/F 地下及1樓	2/F and 3/F 2樓及3樓
				Unit A A單位	Unit B B單位
Foyer 1 前廳1	Video Doorphone 視像對講機	Apple	iPad Mini	✓	-
Living Room and Dining Room 客廳及飯廳	Video Doorphone 視像對講機	Apple	iPad Mini	-	✓
	Fridge Drawer 抽屜雪櫃	Sub Zero	ICBID-24RO	✓	✓
Kitchen 廚房	Exhaust Fan 抽氣扇	System Air	QSR 225	✓	✓
	Electric Water Heater 電熱水爐	Stiebel Eltron 斯寶亞創	DHM 6	✓	✓
	Single Gas Cooker Hob 單頭煤氣煮食爐	Gaggenau	VG 231 320 HK	✓	✓
	Double Gas Cooker Hob 雙頭煤氣煮食爐	Gaggenau	VG 232 320 HK	✓	✓
	Induction Hob 電磁爐	Gaggenau	VI 232 120	✓	✓
	Cooker Hood 抽油煙機	Gaggenau	AW 240 191	✓	✓
	Oven 焗爐	Gaggenau	EB 333 111	✓	✓
	Steam Oven 蒸焗爐	Gaggenau	BSP 221 101	-	✓
		Gaggenau	BSP 220 101	✓	-
	Dishwasher 洗碗碟機	Gaggenau	DF 480 100	✓	✓
	Warming Drawer 保溫櫃	Gaggenau	WSP221100	✓	✓
Refrigerator 雪櫃	Sub Zero	ICBBI-42S/TH	✓	✓	
Master Bathroom 主人浴室	Thermo Ventilator 換氣暖風機	Panasonic	FV-40BE3H2	✓	✓
	Exhaust Fan 抽氣扇	System Air	QSR 225	✓	✓
	Electric Water Heater 電熱水爐	Stiebel Eltron 斯寶亞創	DHB-E 27 LCD	✓	✓
	Towel Warmer 暖毛巾架	Vola	T39EL/4-68	✓	✓
	Floor Heating 地暖	Raychem	T2RED	✓	✓
Bathroom 1 浴室1	Thermo Ventilator 換氣暖風機	Panasonic	FV-40BE3H2	✓	✓
	Exhaust Fan 抽氣扇	System Air	CBF 125M	✓	✓
	Electric Water Heater 電熱水爐	Stiebel Eltron 斯寶亞創	DHB-E 21 LCD	✓	✓
Bathroom 2 浴室2	Thermo Ventilator 換氣暖風機	Panasonic	FV-40BE3H2	✓	-
	Exhaust Fan 抽氣扇	System Air	CBF 125M	✓	-
	Electric Water Heater 電熱水爐	Stiebel Eltron 斯寶亞創	DHB-E 21 LCD	✓	✓
Bathroom 3 浴室3	Thermo Ventilator 換氣暖風機	Panasonic	FV-40BE3H2	✓	✓
	Exhaust Fan 抽氣扇	System Air	CBF 125M	✓	✓
	Electric Water Heater 電熱水爐	Stiebel Eltron 斯寶亞創	DHB-E 21 LCD	✓	✓

The Vendor undertakes that if lifts or appliances of the specified brand name or model number are not installed in the Development, lifts or appliances of comparable quality will be installed.

Notes:

1. The symbol "✓" as shown in the above table denotes "Provided".
2. The symbol "-" as shown in the above table denotes "Not Provided".

賣方承諾如發展項目中沒有安裝指明的品牌名稱或產品型號的升降機或設備，便會安裝品質相若的升降機或設備。

備註：

1. 上表 "✓" 代表「提供」。
2. 上表 "-" 代表「不提供」。

23. FITTING, FINISHES AND APPLIANCES
裝置、裝修物料及設備

Appliances Schedule
設備說明表

Location 位置	Appliances 設備	Brand Name 品牌名稱	Model Number 產品型號	Block 12 第 12 座	
				G/F and 1/F 地下及 1 樓	2/F and 3/F 2 樓及 3 樓
				Unit A A 單位	Unit B B 單位
Bathroom 4 (Applicable to Unit B on 2/F and 3/F only) 浴室 4 (只適用於 2 樓 及 3 樓 B 單位)	Thermo Ventilator 換氣暖風機	Panasonic	FV-40BE3H2	-	✓
	Exhaust Fan 抽氣扇	System Air	CBF 125M	-	✓
	Electric Water Heater 電熱水爐	Stiebel Eltron 斯寶亞創	DHB-E 21 LCD	-	✓
Store 1 儲物房 1	Washer 洗衣機	Gaggenau	WM 260 164	✓	✓
	Dryer 乾衣機	Gaggenau	WT 260 110	✓	✓
Lavatory 洗手間	Exhaust Fan 抽氣扇	System Air	CBF 125M	✓	✓
	Electric Water Heater 電熱水爐	Stiebel Eltron 斯寶亞創	DHB-E 21 LCD	✓	✓
Powder Room (Applicable to Unit A on G/F and 1/F only) 化妝間 (只適用於地下 及 1 樓 A 單位)	Exhaust Fan 抽氣扇	System Air	CBF 125M	✓	-
	Electric Water Heater 電熱水爐	Stiebel Eltron 斯寶亞創	DHB-E 21 LCD	✓	-

The Vendor undertakes that if lifts or appliances of the specified brand name or model number are not installed in the Development, lifts or appliances of comparable quality will be installed.

Notes:

1. The symbol "✓" as shown in the above table denotes "Provided".
2. The symbol "-" as shown in the above table denotes "Not Provided".

賣方承諾如發展項目中沒有安裝指明的品牌名稱或產品型號的升降機或設備，便會安裝品質相若的升降機或設備。

備註：

1. 上表 "✓" 代表「提供」。
2. 上表 "-" 代表「不提供」。

23. FITTING, FINISHES AND APPLIANCES
裝置、裝修物料及設備

Appliances Schedule
設備說明表

Air-conditioner

Block 1 and Block 2 第1座及第2座	
Unit A on G/F and 1/F; Unit B on G/F and 1/F 地下及1樓A單位; 地下及1樓B單位	
Variable Refrigerant Volume Air-conditioner 可變冷媒流量空調機	
Brand Name 品牌名稱	Model Number 產品型號
Daikin 大金	FXAQ25AVM
Daikin 大金	FXAQ40AVM
Daikin 大金	FXSP56CA
Daikin 大金	FXSP71CA
Daikin 大金	FXCP28MMVC
Daikin 大金	RJZQ8AAY

Block 1 and Block 2 第1座及第2座	
Unit A on 2/F and 3/F; Unit B on 2/F and 3/F 2樓及3樓A單位; 2樓及3樓B單位	
Variable Refrigerant Volume Air-conditioner 可變冷媒流量空調機	
Brand Name 品牌名稱	Model Number 產品型號
Daikin 大金	FXAQ25AVM
Daikin 大金	FXAQ40AVM
Daikin 大金	FXSP28CA
Daikin 大金	FXSP56CA
Daikin 大金	FXSP71CA
Daikin 大金	FXCP28MMVC
Daikin 大金	RJZQ8AAY

Block 3 and Block 5 第3座及第5座	
Unit A on G/F; Unit B on G/F 地下A單位; 地下B單位	
Variable Refrigerant Volume Air-conditioner 可變冷媒流量空調機	
Brand Name 品牌名稱	Model Number 產品型號
Daikin 大金	FXAQ25AVM
Daikin 大金	FXAQ40AVM
Daikin 大金	FXSP45CA
Daikin 大金	FXSP56CA
Daikin 大金	FXCP28MMVC
Daikin 大金	RJZQ8AAY

Block 3 and Block 5 第3座及第5座	
Unit A on 1/F and 2/F; Unit B on 1/F and 2/F 1樓及2樓A單位; 1樓及2樓B單位	
Variable Refrigerant Volume Air-conditioner 可變冷媒流量空調機	
Brand Name 品牌名稱	Model Number 產品型號
Daikin 大金	FXAQ25AVM
Daikin 大金	FXAQ40AVM
Daikin 大金	FXSP28CA
Daikin 大金	FXSP56CA
Daikin 大金	FXSP71CA
Daikin 大金	FXCP28MMVC
Daikin 大金	RJZQ8AAY

Block 3 and Block 5 第3座及第5座	
Unit A on 3/F (Block 3); Unit B on 3/F (Block 5) 3樓A單位(第3座); 3樓B單位(第5座)	
Variable Refrigerant Volume Air-conditioner 可變冷媒流量空調機	
Brand Name 品牌名稱	Model Number 產品型號
Daikin 大金	FXAQ25AVM
Daikin 大金	FXAQ40AVM
Daikin 大金	FXSP28CA
Daikin 大金	FXSP56CA
Daikin 大金	FXSP71CA
Daikin 大金	FXCP28MMVC
Daikin 大金	RJZQ8AAY

The Vendor undertakes that if lifts or appliances of the specified brand name or model number are not installed in the Development, lifts or appliances of comparable quality will be installed.

賣方承諾如發展項目中沒有安裝指明的品牌名稱或產品型號的升降機或設備，便會安裝品質相若的升降機或設備。

23. FITTING, FINISHES AND APPLIANCES
裝置、裝修物料及設備

Appliances Schedule
設備說明表

Air-conditioner

Block 6 to Block 8 第6座至第8座	
Unit A on G/F; Unit B on G/F 地下A單位; 地下B單位	
Variable Refrigerant Volume Air-conditioner 可變冷媒流量空調機	
Brand Name 品牌名稱	Model Number 產品型號
Daikin 大金	FXAQ25AVM
Daikin 大金	FXAQ40AVM
Daikin 大金	FXSP56CA
Daikin 大金	FXCP28MMVC
Daikin 大金	RJZQ5AAV

Block 6 to Block 8 第6座至第8座	
Unit A on 3/F; Unit B on 3/F 3樓A單位; 3樓B單位	
Variable Refrigerant Volume Air-conditioner 可變冷媒流量空調機	
Brand Name 品牌名稱	Model Number 產品型號
Daikin 大金	FXAQ25AVM
Daikin 大金	FXSP28CA
Daikin 大金	FXSP45CA
Daikin 大金	FXSP56CA
Daikin 大金	FXCP28MMVC
Daikin 大金	RJZQ5AAV

Block 6 to Block 8 第6座至第8座	
Unit A on 1/F and 2/F; Unit B on 1/F and 2/F 1樓及2樓A單位; 2樓及2樓B單位	
Variable Refrigerant Volume Air-conditioner 可變冷媒流量空調機	
Brand Name 品牌名稱	Model Number 產品型號
Daikin 大金	FXAQ25AVM
Daikin 大金	FXAQ40AVM
Daikin 大金	FXAQ50AVM
Daikin 大金	FXSP45CA
Daikin 大金	FXSP56CA
Daikin 大金	FXCP28MMVC
Daikin 大金	RJZQ5AAV

Block 9 to Block 11 第9座至第11座	
Unit A on G/F and 1/F; Unit B on G/F and 1/F; Unit C on 2/F and 3/F; Unit D on 2/F and 3/F; 地下及1樓A單位; 地下及1樓B單位; 2樓及3樓C單位; 2樓及3樓D單位	
Variable Refrigerant Volume Air-conditioner 可變冷媒流量空調機	
Brand Name 品牌名稱	Model Number 產品型號
Daikin 大金	FXAQ25AVM
Daikin 大金	FXAQ40AVM
Daikin 大金	FXAQ50AVM
Daikin 大金	FXSP28CA
Daikin 大金	FXSP45CA
Daikin 大金	FXSP71CA
Daikin 大金	FXCP28MMVC
Daikin 大金	RJZQ10BAY

The Vendor undertakes that if lifts or appliances of the specified brand name or model number are not installed in the Development, lifts or appliances of comparable quality will be installed.

賣方承諾如發展項目中沒有安裝指明的品牌名稱或產品型號的升降機或設備，便會安裝品質相若的升降機或設備。

23. FITTING, FINISHES AND APPLIANCES
裝置、裝修物料及設備

Appliances Schedule
設備說明表

Air-conditioner

Block 12 第12座	
Unit A on G/F and 1/F 地下及1樓A單位	
Variable Refrigerant Volume Air-conditioner 可變冷媒流量空調機	
Brand Name 品牌名稱	Model Number 產品型號
Daikin 大金	FXAQ25AVM
Daikin 大金	FXAQ40AVM
Daikin 大金	FXAQ50AVM
Daikin 大金	FXSP28CA
Daikin 大金	FXSP56CA
Daikin 大金	FXCP28MMVC
Daikin 大金	FXSP45CA
Daikin 大金	FXAQ63AVM
Daikin 大金	RJZQ14ABY

Block 12 第12座	
Unit B on 2/F and 3/F 2樓及3樓B單位	
Variable Refrigerant Volume Air-conditioner 可變冷媒流量空調機	
Brand Name 品牌名稱	Model Number 產品型號
Daikin 大金	FXAQ25AVM
Daikin 大金	FXAQ40AVM
Daikin 大金	FXAQ50AVM
Daikin 大金	FXSP28CA
Daikin 大金	FXSP45CA
Daikin 大金	FXSP56CA
Daikin 大金	FXCP28MMVC
Daikin 大金	FXAQ63AVM
Daikin 大金	RJZQ14ABY

The Vendor undertakes that if lifts or appliances of the specified brand name or model number are not installed in the Development, lifts or appliances of comparable quality will be installed.

賣方承諾如發展項目中沒有安裝指明的品牌名稱或產品型號的升降機或設備，便會安裝品質相若的升降機或設備。

This page left blank intentionally
本頁故意留白

23. FITTING, FINISHES AND APPLIANCES
裝置、裝修物料及設備

Schedule of Mechanical and Electrical Provisions for Residential Properties
住宅單位機電裝置說明表

House 1
1號洋房

Location 位置	Exposed Type 外露型	Non-exposed Type 非外露型	LG/F 地下低層	G/F 地下	1/F 1樓	2/F 2樓	Roof 天台
Lavatory 1 洗手間 1	Lighting Point 燈位	-	1	-	-	-	-
	Fused Connection Unit for Exhaust Fan 保險絲接線位供抽氣扇	-	1	-	-	-	-
Lavatory 2 洗手間 2	Lighting Point 燈位	-	1	-	-	-	-
	Fused Connection Unit for Exhaust Fan 保險絲接線位供抽氣扇	-	1	-	-	-	-
	Gas Water Heater Remote Controller 煤氣熱水爐控制器	-	1	-	-	-	-
Maid 1 工人房 1	Twin Socket Outlet (Reserved Point only) 雙位電插座(預留暗箱位)	-	1	-	-	-	-
	Air-conditioner Point 冷氣機接駁點	-	1	-	-	-	-
	Lighting Point 燈位	-	1	-	-	-	-
	Lighting Switch 燈掣	-	1	-	-	-	-
	Door / Window Contact 門/窗磁接觸感測器	-	3	-	-	-	-
Maid 2 工人房 2	Twin Socket Outlet (Reserved Point only) 雙位電插座(預留暗箱位)	-	1	-	-	-	-
	Air-conditioner Point 冷氣機接駁點	-	1	-	-	-	-
	Lighting Point 燈位	-	1	-	-	-	-
	Lighting Switch 燈掣	-	1	-	-	-	-
	Door / Window Contact 門/窗磁接觸感測器	-	1	-	-	-	-
Store 1 儲物房 1	Single Socket Outlet 單位電插座	-	1	-	-	-	-
	Lighting Point 燈位	-	1	-	-	-	-
	Lighting Switch 燈掣	-	1	-	-	-	-
	Air-conditioner Point 冷氣機接駁點	-	1	-	-	-	-

Notes:

- “1, 2,” denotes the quantity of such provision(s) provided in the residential property.
- The Symbol “-” as shown in the above table denotes “Not Provided”.
- The Symbol “/” as shown in the above table denotes “Not Applicable”.

備註:

- “1, 2,” 表示提供於該住宅物業內的裝置數量。
- 上表符號「-」表示「不提供」。
- 上表符號「/」表示「不適用」。

23. FITTING, FINISHES AND APPLIANCES
裝置、裝修物料及設備

Schedule of Mechanical and Electrical Provisions for Residential Properties
住宅單位機電裝置說明表

House 1
1號洋房

Location 位置	Exposed Type 外露型	Non-exposed Type 非外露型	LG/F 地下低層	G/F 地下	1/F 1樓	2/F 2樓	Roof 天台
Store 2 儲物房 2	Single Socket Outlet 單位電插座	-	1	-	-	-	-
	Twin Socket Outlet 雙位電插座	-	2	-	-	-	-
	Miniature Circuit Breaker Board 總電掣箱	-	1	-	-	-	-
	Reserved Connection Point for Telephone / Internet 預留接駁點供電話/互聯網	-	1	-	-	-	-
	Controller for Security System 保安系統控制器	-	1	-	-	-	-
	Security Alarm Keypad 安全警報鍵盤	-	1	-	-	-	-
	Lighting Point 燈位	-	1	-	-	-	-
	Lighting Switch 燈掣	-	1	-	-	-	-
	Door / Window Contact 門/窗磁接觸感測器	-	1	-	-	-	-
	Hose Reel 消防喉轆	-	1	-	-	-	-
	Break Glass Unit 火警鐘玻璃	-	1	-	-	-	-
	Alarm Bell 消防警鐘	-	1	-	-	-	-
	Store 3 儲物房 3	Single Socket Outlet 單位電插座	-	2	-	-	-
Lighting Point 燈位		-	1	-	-	-	-
Lighting Switch 燈掣		-	1	-	-	-	-
Air-conditioner Point 冷氣機接駁點		-	1	-	-	-	-
Utility Room 工作間	Twin Socket Outlet 雙位電插座	-	1	-	-	-	-
	Lighting Point 燈位	-	2	-	-	-	-
	Lighting Switch 燈掣	-	1	-	-	-	-
	Air-conditioner Point 冷氣機接駁點	-	1	-	-	-	-
	Water Supply Connection Point for Washer 來水接駁點供洗衣機	-	1	-	-	-	-
	Drainage Point for Washer 去水位供洗衣機	-	1	-	-	-	-

Notes:

- "1, 2," denotes the quantity of such provision(s) provided in the residential property.
- The Symbol "-" as shown in the above table denotes "Not Provided".
- The Symbol "/" as shown in the above table denotes "Not Applicable".

備註:

- "1, 2," 表示提供於該住宅物業內的裝置數量。
- 上表符號「-」表示「不提供」。
- 上表符號「/」表示「不適用」。

23. FITTING, FINISHES AND APPLIANCES
裝置、裝修物料及設備

Schedule of Mechanical and Electrical Provisions for Residential Properties
住宅單位機電裝置說明表

House 1
1號洋房

Location 位置	Exposed Type 外露型	Non-exposed Type 非外露型	LG/F 地下低層	G/F 地下	1/F 1樓	2/F 2樓	Roof 天台
Foyer 4 前廳4	Twin Socket Outlet 雙位電插座	-	1	-	-	-	-
	Reserved Connection Point for Telephone / Internet 預留接駁點供電話/互聯網	-	1	-	-	-	-
	Lighting Point 燈位	-	1	-	-	-	-
	Lighting Switch 燈掣	-	1	-	-	-	-
	Air-conditioner Point 冷氣機接駁點	-	1	-	-	-	-
Corridor 2 走廊2	Lighting Point 燈位	-	2	-	-	-	-
	Lighting Switch 燈掣	-	2	-	-	-	-
	Exhaust Fan Switch 抽氣扇開關	-	1	-	-	-	-
	Twin Socket Outlet 雙位電插座	-	1	-	-	-	-
Lift Lobby 升降機大堂	Lighting Point 燈位	-	1	-	-	-	-
	Lighting Switch 燈掣	-	1	-	-	-	-
	Twin Socket Outlet 雙位電插座	-	1	-	-	-	-
	Reserved Connection Point for Telephone / Internet 預留接駁點供電話/互聯網	-	1	-	-	-	-
	Exhaust Fan Switch 抽氣扇開關	-	1	-	-	-	-
Protected Lobby 保護門廊	Lighting Point 燈位	-	1	-	-	-	-
	Lighting Switch 燈掣	-	2	-	-	-	-
	Door/Window Contact 門/窗磁接觸感測器	-	2	-	-	-	-
Electrical / Extra Low Voltage Duct 電線或特低壓 電線槽	Fused Connection Unit for Communal Aerial Broadcast Distribution Box 保險絲接線位供公共天線配電箱	-	1	-	-	-	-
Fire Service Pump Room 消防泵房	Lighting Point 燈位	-	5	-	-	-	-
	Lighting Switch 燈掣	-	2	-	-	-	-
	Water Proof Socket Outlet 防水電插座	-	1	-	-	-	-
	Fused Connection Unit for Exhaust Fan 保險絲接線位供抽氣扇	-	1	-	-	-	-

Notes:

- “1, 2,” denotes the quantity of such provision(s) provided in the residential property.
- The Symbol “-” as shown in the above table denotes “Not Provided”.
- The Symbol “/” as shown in the above table denotes “Not Applicable”.

備註:

- “1, 2,” 表示提供於該住宅物業內的裝置數量。
- 上表符號「-」表示「不提供」。
- 上表符號「/」表示「不適用」。

23. FITTING, FINISHES AND APPLIANCES
裝置、裝修物料及設備

Schedule of Mechanical and Electrical Provisions for Residential Properties
住宅單位機電裝置說明表

House 1
1號洋房

Location 位置	Exposed Type 外露型	Non-exposed Type 非外露型	LG/F 地下低層	G/F 地下	1/F 1樓	2/F 2樓	Roof 天台
Terrace 前庭	Lighting Point 燈位	-	6	-	-	-	-
Living Room and Dining Room 客廳及飯廳	Twin Socket Outlet (Reserved Point only) 雙位電插座(預留暗箱位)	-	-	2	-	-	-
	Connection Point for Telephone / Internet 接駁點供電話/互聯網	-	-	1	-	-	-
	Television / FM Socket Outlet (Reserved Point only) 電視/電台天線插座(預留暗箱位)	-	-	1	-	-	-
	Lighting Point 燈位	-	-	3	-	-	-
	Lighting Switch 燈掣	-	-	3	-	-	-
	Door / Window Contact 門/窗磁接觸感測器	-	-	2	-	-	-
	Air-conditioner Point 冷氣機接駁點	-	-	4	-	-	-
	Fused Connection Unit for Motorized Curtain 保險絲接線位供電動窗簾	-	-	2	-	-	-
Family Room 1 家庭室1	Twin Socket Outlet (Reserved Point only) 雙位電插座(預留暗箱位)	-	-	1	-	-	-
	Lighting Point 燈位	-	-	1	-	-	-
	Lighting Switch 燈掣	-	-	2	-	-	-
	Door / Window Contact 門/窗磁接觸感測器	-	-	2	-	-	-
	Air-conditioner Point 冷氣機接駁點	-	-	2	-	-	-
Television Room 電視房	Twin Socket Outlet (Reserved Point only) 雙位電插座(預留暗箱位)	-	-	1	-	-	-
	Connection Point for Telephone / Internet 接駁點供電話/互聯網	-	-	1	-	-	-
	Television / FM Socket Outlet (Reserved Point only) 電視/電台天線插座(預留暗箱位)	-	-	1	-	-	-
	Lighting Point 燈位	-	-	1	-	-	-
	Lighting Switch 燈掣	-	-	1	-	-	-
	Door / Window Contact 門/窗磁接觸感測器	-	-	2	-	-	-
	Air-conditioner Point 冷氣機接駁點	-	-	1	-	-	-

Notes:

- “1, 2,” denotes the quantity of such provision(s) provided in the residential property.
- The Symbol “-” as shown in the above table denotes “Not Provided”.
- The Symbol “/” as shown in the above table denotes “Not Applicable”.

備註:

- “1, 2,”表示提供於該住宅物業內的裝置數量。
- 上表符號「-」表示「不提供」。
- 上表符號「/」表示「不適用」。

23. FITTING, FINISHES AND APPLIANCES
裝置、裝修物料及設備

Schedule of Mechanical and Electrical Provisions for Residential Properties
住宅單位機電裝置說明表

House 1
1號洋房

Location 位置	Exposed Type 外露型	Non-exposed Type 非外露型	LG/F 地下低層	G/F 地下	1/F 1樓	2/F 2樓	Roof 天台
Kitchen 廚房	Lighting Point 燈位	-	-	2	-	-	-
	Lighting Switch 燈掣	-	-	1	-	-	-
	Door / Window Contact 門/窗磁接觸感測器	-	-	2	-	-	-
	Air-conditioner Point 冷氣機接駁點	-	-	2	-	-	-
Bathroom 浴室	Lighting Point 燈位	-	-	1	-	-	-
	Fused Connection Unit for Exhaust Fan 保險絲接線位供抽氣扇	-	-	1	-	-	-
Foyer 1 前廳 1	Twin Socket Outlet (Reserved Point only) 雙位電插座(預留暗箱位)	-	-	1	-	-	-
	Security Alarm Keypad 安全警報鍵盤	-	-	1	-	-	-
	Video Doorphone 視像對講機	-	-	1	-	-	-
	Lighting Point 燈位	-	-	1	-	-	-
	Lighting Switch 燈掣	-	-	3	-	-	-
	Door / Window Contact 門/窗磁接觸感測器	-	-	2	-	-	-
	-	Air-conditioner Point 冷氣機接駁點	-	1	-	-	-
	Hose Reel 消防喉轆	-	-	1	-	-	-
	Break Glass Unit 火警鐘玻璃	-	-	1	-	-	-
	Alarm Bell 消防警鐘	-	-	1	-	-	-
Garden (facing Main Entrance) 花園 (面向大門)	Water Proof Socket Outlet 防水電插座	-	-	1	-	-	-
	Visitor Panel 訪客對講機	-	-	1	-	-	-
	Lighting Point 燈位	-	-	19	-	-	-
	Gate Release Button 開門開門按鈕	-	-	1	-	-	-
	Fused Connection Point for Signage and Gate Electrical Lock 接線位連保險絲供門牌燈及開門電鎖	-	-	2	-	-	-

Notes:

- “1, 2, ……” denotes the quantity of such provision(s) provided in the residential property.
- The Symbol “-” as shown in the above table denotes “Not Provided”.
- The Symbol “/” as shown in the above table denotes “Not Applicable”.

備註:

- “1, 2, ……”表示提供於該住宅物業內的裝置數量。
- 上表符號「-」表示「不提供」。
- 上表符號「/」表示「不適用」。

23. FITTING, FINISHES AND APPLIANCES
裝置、裝修物料及設備

Schedule of Mechanical and Electrical Provisions for Residential Properties
住宅單位機電裝置說明表

House 1
1號洋房

Location 位置	Exposed Type 外露型	Non-exposed Type 非外露型	LG/F 地下低層	G/F 地下	1/F 1樓	2/F 2樓	Roof 天台
Garden (facing Family Room 1, Living Room and Dining Room) 花園 (面向家庭室1、 客廳及飯廳)	Lighting Point 燈位	-	-	2	-	-	-
	-	Reserved Connection Point for Telephone / Internet 預留接駁點供電話/互聯網	-	1	-	-	-
	-	Water Proof Socket Outlet 防水電插座	-	1	-	-	-
	Emergency Call Bell Button 緊急召喚鐘按鈕	-	-	1	-	-	-
Family Room 2 家庭室2	Twin Socket Outlet (Reserved Point only) 雙位電插座(預留暗箱位)	-	-	-	3	-	-
	Connection Point for Telephone / Internet 接駁點供電話/互聯網	-	-	-	2	-	-
	Television / FM Socket Outlet (Reserved Point only) 電視/電台天線插座(預留暗箱位)	-	-	-	2	-	-
	Lighting Point 燈位	-	-	-	2	-	-
	Lighting Switch 燈掣	-	-	-	1	-	-
	Door / Window Contact 門/窗磁接觸感測器	-	-	-	3	-	-
	Panic Alarm Button 緊急警報按鈕	-	-	-	1	-	-
	Gas Water Heater Remote Controller 煤氣熱水爐控制器	-	-	-	1	-	-
	Air-conditioner Point 冷氣機接駁點	-	-	-	3	-	-
	Fused Connection Unit for Motorized Curtain (Reserved Point only) 保險絲接線位供電動窗簾(預留暗箱位)	-	-	-	2	-	-

Notes:

- “1, 2,” denotes the quantity of such provision(s) provided in the residential property.
- The Symbol “-” as shown in the above table denotes “Not Provided”.
- The Symbol “/” as shown in the above table denotes “Not Applicable”.

備註:

- “1, 2,” 表示提供於該住宅物業內的裝置數量。
- 上表符號「-」表示「不提供」。
- 上表符號「/」表示「不適用」。

23. FITTING, FINISHES AND APPLIANCES
裝置、裝修物料及設備

Schedule of Mechanical and Electrical Provisions for Residential Properties
住宅單位機電裝置說明表

House 1
1號洋房

Location 位置	Exposed Type 外露型	Non-exposed Type 非外露型	LG/F 地下低層	G/F 地下	1/F 1樓	2/F 2樓	Roof 天台
Bedroom 1 睡房 1	Connection Point for Telephone / Internet 接駁點供電話/互聯網	-	-	-	1	-	-
	Television / FM Socket Outlet (Reserved Point only) 電視/電台天線插座(預留暗箱位)	-	-	-	1	-	-
	Panic Alarm Button 緊急警報按鈕	-	-	-	1	-	-
	Lighting Point 燈位	-	-	-	2	-	-
	Lighting Switch 燈掣	-	-	-	1	-	-
	Door / Window Contact 門/窗磁接觸感測器	-	-	-	4	-	-
	Twin Socket Outlet (Reserved Point only) 雙位電插座(預留暗箱位)	-	-	-	1	-	-
	Air-conditioner Point 冷氣機接駁點	-	-	-	2	-	-
	Fused Connection Unit for Motorized Curtain (Reserved Point only) 保險絲接線位供電動窗簾(預留暗箱位)	-	-	-	2	-	-
Bedroom 2 睡房 2	Connection Point for Telephone / Internet 接駁點供電話/互聯網	-	-	-	1	-	-
	Television / FM Socket Outlet (Reserved Point only) 電視/電台天線插座(預留暗箱位)	-	-	-	1	-	-
	Panic Alarm Button 緊急警報按鈕	-	-	-	1	-	-
	Lighting Point 燈位	-	-	-	2	-	-
	Lighting Switch 燈掣	-	-	-	1	-	-
	Door / Window Contact 門/窗磁接觸感測器	-	-	-	4	-	-
	Twin Socket Outlet (Reserved Point only) 雙位電插座(預留暗箱位)	-	-	-	1	-	-
	Air-conditioner Point 冷氣機接駁點	-	-	-	1	-	-
	Fused Connection Unit for Motorized Curtain (Reserved Point only) 保險絲接線位供電動窗簾(預留暗箱位)	-	-	-	2	-	-
Bathroom 1 浴室 1	Lighting Point 燈位	-	-	-	1	-	-
	Door / Window Contact 門/窗磁接觸感測器	-	-	-	2	-	-
	Gas Water Heater Remote Controller 煤氣熱水爐控制器	-	-	-	1	-	-

Notes:

- “1, 2,” denotes the quantity of such provision(s) provided in the residential property.
- The Symbol “-” as shown in the above table denotes “Not Provided”.
- The Symbol “/” as shown in the above table denotes “Not Applicable”.

備註:

- “1, 2,”表示提供於該住宅物業內的裝置數量。
- 上表符號「-」表示「不提供」。
- 上表符號「/」表示「不適用」。

23. FITTING, FINISHES AND APPLIANCES
裝置、裝修物料及設備

Schedule of Mechanical and Electrical Provisions for Residential Properties
住宅單位機電裝置說明表

House 1
1號洋房

Location 位置	Exposed Type 外露型	Non-exposed Type 非外露型	LG/F 地下低層	G/F 地下	1/F 1樓	2/F 2樓	Roof 天台
Walk-In Closet 衣帽間	Lighting Point 燈位	-	-	-	1	-	-
	Lighting Switch 燈掣	-	-	-	2	-	-
	Air-conditioner Point 冷氣機接駁點	-	-	-	1	-	-
Foyer 2 前廳2	Twin Socket Outlet (Reserved Point only) 雙位電插座(預留暗箱位)	-	-	-	1	-	-
	Lighting Point 燈位	-	-	-	1	-	-
	Door / Window Contact 門/窗磁接觸感測器	-	-	-	1	-	-
	Air-conditioner Point 冷氣機接駁點	-	-	-	1	-	-
	Hose Reel 消防喉轆	-	-	-	1	-	-
	Break Glass Unit 火警鐘玻璃	-	-	-	1	-	-
	Alarm Bell 消防警鐘	-	-	-	1	-	-
Master Bedroom 主人睡房	Twin Socket Outlet (Reserved Point only) 雙位電插座(預留暗箱位)	-	-	-	-	1	-
	Connection Point for Telephone / Internet 接駁點供電話/互聯網	-	-	-	-	1	-
	Television / FM Socket Outlet (Reserved Point only) 電視/電台天線插座(預留暗箱位)	-	-	-	-	1	-
	Lighting Point 燈位	-	-	-	-	1	-
	Lighting Switch 燈掣	-	-	-	-	1	-
	Door / Window Contact 門/窗磁接觸感測器	-	-	-	-	2	-
	Air-conditioner Point 冷氣機接駁點	-	-	-	-	2	-
	Fused Connection Unit for Motorized Curtain 保險絲接線位供電動窗簾	-	-	-	-	1	-

Notes:

- “1, 2,” denotes the quantity of such provision(s) provided in the residential property.
- The Symbol “-” as shown in the above table denotes “Not Provided”.
- The Symbol “/” as shown in the above table denotes “Not Applicable”.

備註:

- “1, 2,”表示提供於該住宅物業內的裝置數量。
- 上表符號“-”表示「不提供」。
- 上表符號“/”表示「不適用」。

23. FITTING, FINISHES AND APPLIANCES
裝置、裝修物料及設備

Schedule of Mechanical and Electrical Provisions for Residential Properties
住宅單位機電裝置說明表

House 1
1號洋房

Location 位置	Exposed Type 外露型	Non-exposed Type 非外露型	LG/F 地下低層	G/F 地下	1/F 1樓	2/F 2樓	Roof 天台
Male Closet 男士衣帽間	Twin Socket Outlet (Reserved Point only) 雙位電插座(預留暗箱位)	-	-	-	-	1	-
	Lighting Point 燈位	-	-	-	-	1	-
	Lighting Switch 燈掣	-	-	-	-	1	-
	Door / Window Contact 門/窗磁接觸感測器	-	-	-	-	2	-
	Air-conditioner Point 冷氣機接駁點	-	-	-	-	1	-
	Fused Connection Unit for Motorized Curtain 保險絲接線位供電動窗簾	-	-	-	-	1	-
Female Closet 女士衣帽間	Twin Socket Outlet (Reserved Point only) 雙位電插座(預留暗箱位)	-	-	-	-	2	-
	Connection Point for Telephone / Internet 接駁點供電話/互聯網	-	-	-	-	1	-
	Television / FM Socket Outlet (Reserved Point only) 電視/電台天線插座(預留暗箱位)	-	-	-	-	1	-
	Lighting Point 燈位	-	-	-	-	4	-
	Lighting Switch 燈掣	-	-	-	-	1	-
	Door / Window Contact 門/窗磁接觸感測器	-	-	-	-	6	-
	Air-conditioner Point 冷氣機接駁點	-	-	-	-	2	-
	Fused Connection Unit for Motorized Curtain 保險絲接線位供電動窗簾	-	-	-	-	3	-
Master Bathroom 主人浴室	Lighting Point 燈位	-	-	-	-	1	-
	Door / Window Contact 門/窗磁接觸感測器	-	-	-	-	3	-
	Gas Water Heater Remote Controller 煤氣熱水爐控制器	-	-	-	-	1	-

Notes:

- “1, 2,” denotes the quantity of such provision(s) provided in the residential property.
- The Symbol “-” as shown in the above table denotes “Not Provided”.
- The Symbol “/” as shown in the above table denotes “Not Applicable”.

備註:

- “1, 2,”表示提供於該住宅物業內的裝置數量。
- 上表符號「-」表示「不提供」。
- 上表符號「/」表示「不適用」。

23. FITTING, FINISHES AND APPLIANCES
裝置、裝修物料及設備

Schedule of Mechanical and Electrical Provisions for Residential Properties
住宅單位機電裝置說明表

House 1
1號洋房

Location 位置	Exposed Type 外露型	Non-exposed Type 非外露型	LG/F 地下低層	G/F 地下	1/F 1樓	2/F 2樓	Roof 天台
Foyer 3 前廳3	Twin Socket Outlet (Reserved Point only) 雙位電插座(預留暗箱位)	-	-	-	-	1	-
	Lighting Point 燈位	-	-	-	-	1	-
	Lighting Switch 燈掣	-	-	-	-	1	-
	Door / Window Contact 門/窗磁接觸感測器	-	-	-	-	2	-
	Air-conditioner Point 冷氣機接駁點	-	-	-	-	1	-
	Fused Connection Unit for Motorized Curtain 保險絲接線位供電動窗簾	-	-	-	-	1	-
	Hose Reel 消防喉輦	-	-	-	-	1	-
	Break Glass Unit 火警鐘玻璃	-	-	-	-	1	-
	Alarm Bell 消防警鐘	-	-	-	-	1	-
Corridor 1 走廊1	Lighting Point 燈位	-	-	-	-	1	-
	Lighting Switch 燈掣	-	-	-	-	1	-
	Air-conditioner Point 冷氣機接駁點	-	-	-	-	1	-
Roof 天台	Isolator for Outdoor Air-Conditioner 室外空調機開關掣	-	-	-	-	-	4
	Lighting Point 燈位	-	-	-	-	-	10
	Water Proof Lighting Switch 防水燈掣	-	-	-	-	-	1
	-	Water Proof Socket Outlet 防水電插座	-	-	-	-	1
	-	Reserved Connection Point for Telephone / Internet 預留接駁點供電話/互聯網	-	-	-	-	1
	-	Water Proof Isolator 防水電掣	-	-	-	-	1
	-	Fused Connection Unit for Gas Water Heater 保險絲接線位供煤氣	-	-	-	-	4
Internal Staircase 內置樓梯	Lighting Point 燈位	-	3	3	3	2	-
	Lighting Switch 燈掣	-	1	1	2	2	-
	Door/Window Contact 門/窗磁接觸感測器	-	1	-	1	1	-

Notes:

- "1, 2," denotes the quantity of such provision(s) provided in the residential property.
- The Symbol "-" as shown in the above table denotes "Not Provided".
- The Symbol "/" as shown in the above table denotes "Not Applicable".

備註:

- "1, 2," 表示提供於該住宅物業內的裝置數量。
- 上表符號「-」表示「不提供」。
- 上表符號「/」表示「不適用」。

23. FITTING, FINISHES AND APPLIANCES
裝置、裝修物料及設備

Schedule of Mechanical and Electrical Provisions for Residential Properties

住宅單位機電裝置說明表

House 2, House 3 and House 6

2號洋房、3號洋房及6號洋房

Location 位置	Exposed Type 外露型	Non-exposed Type 非外露型	LG/F 地下低層	G/F 地下	1/F 1樓	2/F 2樓	Roof 天台
Bathroom 6 浴室6	Lighting Point 燈位	-	1	-	-	-	-
	Fused Connection Unit for Exhaust Fan 保險絲接線位供抽氣扇	-	1	-	-	-	-
Store 1 儲物房1	Twin Socket Outlet 雙位電插座	-	3	-	-	-	-
	Miniature Circuit Breaker Board 總電掣箱	-	1	-	-	-	-
	Reserved Connection Point for Telephone / Internet 預留接駁點供電話/互聯網	-	1	-	-	-	-
	Controller for Security System 保安系統控制器	-	1	-	-	-	-
	Security Alarm Keypad 安全警報鍵盤	-	1	-	-	-	-
	Air-conditioner Point 冷氣機接駁點	-	1	-	-	-	-
	Lighting Point 燈位	-	1	-	-	-	-
	Lighting Switch 燈掣	-	1	-	-	-	-
	Door / Window Contact 門/窗磁接觸感測器	-	1	-	-	-	-
Store 2 儲物房2	Single Socket Outlet 單位電插座	-	1	-	-	-	-
	Reserved Connection Point for Telephone / Internet 預留接駁點供電話/互聯網	-	1	-	-	-	-
	Air-conditioner Point 冷氣機接駁點	-	1	-	-	-	-
	Lighting Point 燈位	-	2	-	-	-	-
	Lighting Switch 燈掣	-	1	-	-	-	-
Store 3 儲物房3	Twin Socket Outlet 雙位電插座	-	1	-	-	-	-
	Lighting Point 燈位	-	1	-	-	-	-
	Lighting Switch 燈掣	-	1	-	-	-	-

Notes:

- “1, 2, ……” denotes the quantity of such provision(s) provided in the residential property.
- The Symbol “-” as shown in the above table denotes “Not Provided”.
- The Symbol “/” as shown in the above table denotes “Not Applicable”.

備註：

- “1, 2, ……”表示提供於該住宅物業內的裝置數量。
- 上表符號「-」表示「不提供」。
- 上表符號「/」表示「不適用」。

23. FITTING, FINISHES AND APPLIANCES
裝置、裝修物料及設備

Schedule of Mechanical and Electrical Provisions for Residential Properties
住宅單位機電裝置說明表

House 2, House 3 and House 6
2號洋房、3號洋房及6號洋房

Location 位置	Exposed Type 外露型	Non-exposed Type 非外露型	LG/F 地下低層	G/F 地下	1/F 1樓	2/F 2樓	Roof 天台
Utility Room 工作間	Twin Socket Outlet 雙位電插座	-	1	-	-	-	-
	Lighting Point 燈位	-	1	-	-	-	-
	Lighting Switch 燈掣	-	1	-	-	-	-
	Air-conditioner Point 冷氣機接駁點	-	1	-	-	-	-
	Water Supply Connection Point for Washer 來水接駁位供洗衣機	-	1	-	-	-	-
	Drainage Point for Washer 去水位供洗衣機	-	1	-	-	-	-
Foyer 4 前廳4	Twin Socket Outlet 雙位電插座	-	1	-	-	-	-
	Lighting Point 燈位	-	1	-	-	-	-
	Lighting Switch 燈掣	-	1	-	-	-	-
Corridor 1 走廊1	Lighting Switch 燈掣	-	2	-	-	-	-
	Exhaust Fan Switch 抽氣扇開關	-	1	-	-	-	-
Lift Lobby 升降機大堂	Lighting Point 燈位	-	1	-	-	-	-
	Lighting Switch 燈掣	-	1	-	-	-	-
	Air-conditioner Point 冷氣機接駁點	-	1	-	-	-	-
	Reserved Connection Point for Telephone / Internet 預留接駁點供電話/互聯網	-	1	-	-	-	-
Protected Lobby 保護門廊	Lighting Point 燈位	-	1	-	-	-	-
	Lighting Switch 燈掣	-	1	-	-	-	-
	Door/Window Contact 門/窗磁接觸感測器	-	1	-	-	-	-
Electrical / Extra Low Voltage Duct 電線或特低壓 電線槽	Fused Connection Unit for Communal Aerial Broadcast Distribution Box 保險絲接線位供公共天線配電箱	-	1	-	-	-	-

Notes:

- "1, 2," denotes the quantity of such provision(s) provided in the residential property.
- The Symbol "-" as shown in the above table denotes "Not Provided".
- The Symbol "/" as shown in the above table denotes "Not Applicable".

備註：

- "1, 2," 表示提供於該住宅物業內的裝置數量。
- 上表符號「-」表示「不提供」。
- 上表符號「/」表示「不適用」。

23. FITTING, FINISHES AND APPLIANCES 裝置、裝修物料及設備

Schedule of Mechanical and Electrical Provisions for Residential Properties 住宅單位機電裝置說明表

House 2, House 3 and House 6 2號洋房、3號洋房及6號洋房

Location 位置	Exposed Type 外露型	Non-exposed Type 非外露型	LG/F 地下低層	G/F 地下	1/F 1樓	2/F 2樓	Roof 天台
Living Room and Dining Room 客廳及飯廳	Twin Socket Outlet (Reserved Point only) 雙位電插座(預留暗箱位)	-	-	4	-	-	-
	Connection Point for Telephone / Internet 接駁點供電話/互聯網	-	-	2	-	-	-
	Television / FM Socket Outlet (Reserved Point only) 電視/電台天線插座(預留暗箱位)	-	-	2	-	-	-
	Lighting Point 燈位	-	-	2	-	-	-
	Lighting Switch 燈掣	-	-	4	-	-	-
	Door / Window Contact 門/窗磁接觸感測器	-	-	3	-	-	-
	Air-conditioner Point 冷氣機接駁點	-	-	2	-	-	-
	Fused Connection Unit for Motorized Curtain (Reserved Point only) 保險絲接線位供電動窗簾(預留暗箱位)	-	-	3	-	-	-
Kitchen 廚房	Lighting Point 燈位	-	-	1	-	-	-
	Door / Window Contact 門/窗磁接觸感測器	-	-	2	-	-	-
	Air-conditioner Point 冷氣機接駁點	-	-	1	-	-	-
Bathroom 1 浴室1	Lighting Point 燈位	-	-	1	-	-	-
	Door / Window Contact 門/窗磁接觸感測器	-	-	2	-	-	-
	Gas Water Heater Remote Controller 煤氣熱水爐控制器	-	-	1	-	-	-
Maid Room 工人房	Lighting Point 燈位	-	-	1	-	-	-
	Lighting Switch 燈掣	-	-	1	-	-	-
	Door / Window Contact 門/窗磁接觸感測器	-	-	1	-	-	-

Notes:

- “1, 2,” denotes the quantity of such provision(s) provided in the residential property.
- The Symbol “-” as shown in the above table denotes “Not Provided”.
- The Symbol “/” as shown in the above table denotes “Not Applicable”.

備註:

- “1, 2,”表示提供於該住宅物業內的裝置數量。
- 上表符號「-」表示「不提供」。
- 上表符號「/」表示「不適用」。

23. FITTING, FINISHES AND APPLIANCES 裝置、裝修物料及設備

Schedule of Mechanical and Electrical Provisions for Residential Properties

住宅單位機電裝置說明表

House 2, House 3 and House 6

2號洋房、3號洋房及6號洋房

Location 位置	Exposed Type 外露型	Non-exposed Type 非外露型	LG/F 地下低層	G/F 地下	1/F 1樓	2/F 2樓	Roof 天台
Foyer 1 前廳 1	Security Alarm Keypad 安全警報鍵盤	-	-	1	-	-	-
	Video Doorphone 視像對講機	-	-	1	-	-	-
	Lighting Point 燈位	-	-	1	-	-	-
	Lighting Switch 燈掣	-	-	4	-	-	-
	Door / Window Contact 門/窗磁接觸感測器	-	-	2	-	-	-
	Air-conditioner Point 冷氣機接駁點	-	-	1	-	-	-
Garden (facing Main Entrance) 花園 (面向大門)	Water Proof Socket Outlet 防水電插座	-	-	1	-	-	-
	Visitor Panel 訪客對講機	-	-	1	-	-	-
	Lighting Point 燈位	-	-	4	-	-	-
	Gate Release Button 開門開門按鈕	-	-	1	-	-	-
	-	Fused Connection Point for Signage and Gate Electrical Lock 接線位連保險絲供門牌燈及開門電鎖	-	2	-	-	-
Garden (facing Living Room and Dining Room) 花園 (面向客廳及 飯廳)	Lighting Point 燈位	-	-	4	-	-	-
	-	Water Proof Socket Outlet 防水電插座	-	1	-	-	-
	Emergency Call Bell Button 緊急召喚鐘按鈕	-	-	1	-	-	-
Family Room 家庭室	Security Alarm Keypad 安全警報鍵盤	-	-	-	1	-	-
	Lighting Point 燈位	-	-	-	1	-	-
	Lighting Switch 燈掣	-	-	-	1	-	-
	Door / Window Contact 門/窗磁接觸感測器	-	-	-	3	-	-
Walk-In Closet 衣帽間	Lighting Point 燈位	-	-	-	1	-	-
	Lighting Switch 燈掣	-	-	-	1	-	-
	Air-conditioner Point 冷氣機接駁點	-	-	-	1	-	-

Notes:

- “1, 2,” denotes the quantity of such provision(s) provided in the residential property.
- The Symbol “-” as shown in the above table denotes “Not Provided”.
- The Symbol “/” as shown in the above table denotes “Not Applicable”.

備註：

- “1, 2,” 表示提供於該住宅物業內的裝置數量。
- 上表符號「-」表示「不提供」。
- 上表符號「/」表示「不適用」。

23. FITTING, FINISHES AND APPLIANCES
裝置、裝修物料及設備

Schedule of Mechanical and Electrical Provisions for Residential Properties
住宅單位機電裝置說明表

House 2, House 3 and House 6
2號洋房、3號洋房及6號洋房

Location 位置	Exposed Type 外露型	Non-exposed Type 非外露型	LG/F 地下低層	G/F 地下	1/F 1樓	2/F 2樓	Roof 天台
Bedroom 1 睡房 1	Connection Point for Telephone / Internet 接駁點供電話/互聯網	-	-	-	1	-	-
	Television / FM Socket Outlet (Reserved Point only) 電視/電台天線插座(預留暗箱位)	-	-	-	1	-	-
	Panic Alarm Button 緊急警報按鈕	-	-	-	1	-	-
	Lighting Point 燈位	-	-	-	1	-	-
	Lighting Switch 燈掣	-	-	-	1	-	-
	Door / Window Contact 門/窗磁接觸感測器	-	-	-	2	-	-
	Twin Socket Outlet (Reserved Point only) 雙位電插座(預留暗箱位)	-	-	-	1	-	-
	Air-conditioner Point 冷氣機接駁點	-	-	-	1	-	-
	Fused Connection Unit for Motorized Curtain (Reserved Point only) 保險絲接線位供電動窗簾(預留暗箱位)	-	-	-	1	-	-
Bedroom 2 睡房 2	Connection Point for Telephone / Internet 接駁點供電話/互聯網	-	-	-	1	-	-
	Television / FM Socket Outlet (Reserved Point only) 電視/電台天線插座(預留暗箱位)	-	-	-	1	-	-
	Panic Alarm Button 緊急警報按鈕	-	-	-	1	-	-
	Lighting Point 燈位	-	-	-	2	-	-
	Lighting Switch 燈掣	-	-	-	3	-	-
	Door / Window Contact 門/窗磁接觸感測器	-	-	-	1	-	-
	Twin Socket Outlet (Reserved Point only) 雙位電插座(預留暗箱位)	-	-	-	1	-	-
	Air-conditioner Point 冷氣機接駁點	-	-	-	1	-	-
	Exhaust Fan Switch 抽氣扇開關	-	-	-	1	-	-
	Fused Connection Unit for Motorized Curtain (Reserved Point only) 保險絲接線位供電動窗簾(預留暗箱位)	-	-	-	1	-	-

Notes:

- “1, 2,” denotes the quantity of such provision(s) provided in the residential property.
- The Symbol “-” as shown in the above table denotes “Not Provided”.
- The Symbol “/” as shown in the above table denotes “Not Applicable”.

備註:

- “1, 2,”表示提供於該住宅物業內的裝置數量。
- 上表符號「-」表示「不提供」。
- 上表符號「/」表示「不適用」。

23. FITTING, FINISHES AND APPLIANCES
裝置、裝修物料及設備

Schedule of Mechanical and Electrical Provisions for Residential Properties

住宅單位機電裝置說明表

House 2, House 3 and House 6

2號洋房、3號洋房及6號洋房

Location 位置	Exposed Type 外露型	Non-exposed Type 非外露型	LG/F 地下低層	G/F 地下	1/F 1樓	2/F 2樓	Roof 天台
Bedroom 3 睡房3	Connection Point for Telephone / Internet 接駁點供電話/互聯網	-	-	-	1	-	-
	Television / FM Socket Outlet (Reserved Point only) 電視/電台天線插座(預留暗箱位)	-	-	-	1	-	-
	Panic Alarm Button 緊急警報按鈕	-	-	-	1	-	-
	Lighting Point 燈位	-	-	-	2	-	-
	Lighting Switch 燈掣	-	-	-	2	-	-
	Door / Window Contact 門/窗磁接觸感測器	-	-	-	2	-	-
	Twin Socket Outlet (Reserved Point only) 雙位電插座(預留暗箱位)	-	-	-	1	-	-
	Air-conditioner Point 冷氣機接駁點	-	-	-	1	-	-
	Fused Connection Unit for Motorized Curtain (Reserved Point only) 保險絲接線位供電動窗簾(預留暗箱位)	-	-	-	1	-	-
Bathroom 2 浴室2	Lighting Point 燈位	-	-	-	1	-	-
	Door / Window Contact 門/窗磁接觸感測器	-	-	-	1	-	-
	Gas Water Heater Remote Controller 煤氣熱水爐控制器	-	-	-	1	-	-
Bathroom 3 浴室3	Lighting Point 燈位	-	-	-	1	-	-
	Fused Connection Unit for Exhaust Fan 保險絲接線位供抽氣扇	-	-	-	1	-	-
	Gas Water Heater Remote Controller 煤氣熱水爐控制器	-	-	-	1	-	-
Bathroom 4 浴室4	Lighting Point 燈位	-	-	-	1	-	-
	Door / Window Contact 門/窗磁接觸感測器	-	-	-	2	-	-
	Gas Water Heater Remote Controller 煤氣熱水爐控制器	-	-	-	1	-	-
Foyer 2 前廳2	Twin Socket Outlet (Reserved Point only) 雙位電插座(預留暗箱位)	-	-	-	1	-	-
	Lighting Point 燈位	-	-	-	1	-	-
	Lighting Switch 燈掣	-	-	-	1	-	-

Notes:

- “1, 2,” denotes the quantity of such provision(s) provided in the residential property.
- The Symbol “-” as shown in the above table denotes “Not Provided”.
- The Symbol “/” as shown in the above table denotes “Not Applicable”.

備註:

- “1, 2,”表示提供於該住宅物業內的裝置數量。
- 上表符號“-”表示「不提供」。
- 上表符號“/”表示「不適用」。

23. FITTING, FINISHES AND APPLIANCES
裝置、裝修物料及設備

Schedule of Mechanical and Electrical Provisions for Residential Properties
住宅單位機電裝置說明表

House 2, House 3 and House 6
2號洋房、3號洋房及6號洋房

Location 位置	Exposed Type 外露型	Non-exposed Type 非外露型	LG/F 地下低層	G/F 地下	1/F 1樓	2/F 2樓	Roof 天台
Master Bedroom 主人睡房	Twin Socket Outlet (Reserved Point only) 雙位電插座(預留暗箱位)	-	-	-	-	3	-
	Connection Point for Telephone / Internet 接駁點供電話/互聯網	-	-	-	-	1	-
	Television / FM Socket Outlet (Reserved Point only) 電視/電台天線插座(預留暗箱位)	-	-	-	-	1	-
	Lighting Point 燈位	-	-	-	-	2	-
	Lighting Switch 燈掣	-	-	-	-	1	-
	Door / Window Contact 門/窗磁接觸感測器	-	-	-	-	3	-
	Panic Alarm Button 緊急警報按鈕	-	-	-	-	1	-
	Air-conditioner Point 冷氣機接駁點	-	-	-	-	2	-
	Fused Connection Unit for Motorized Curtain (Reserved Point only) 保險絲接線位供電動窗簾(預留暗箱位)	-	-	-	-	2	-
Dressing Room 更衣室	Twin Socket Outlet (Reserved Point only) 雙位電插座(預留暗箱位)	-	-	-	-	1	-
	Lighting Point 燈位	-	-	-	-	1	-
	Lighting Switch 燈掣	-	-	-	-	2	-
	Door / Window Contact 門/窗磁接觸感測器	-	-	-	-	2	-
	Fused Connection Unit for Motorized Curtain (Reserved Point only) 保險絲接線位供電動窗簾(預留暗箱位)	-	-	-	-	1	-

Notes:

- “1, 2,” denotes the quantity of such provision(s) provided in the residential property.
- The Symbol “-” as shown in the above table denotes “Not Provided”.
- The Symbol “/” as shown in the above table denotes “Not Applicable”.

備註:

- “1, 2,” 表示提供於該住宅物業內的裝置數量。
- 上表符號「-」表示「不提供」。
- 上表符號「/」表示「不適用」。

23. FITTING, FINISHES AND APPLIANCES 裝置、裝修物料及設備

Schedule of Mechanical and Electrical Provisions for Residential Properties 住宅單位機電裝置說明表

House 2, House 3 and House 6 2號洋房、3號洋房及6號洋房

Location 位置	Exposed Type 外露型	Non-exposed Type 非外露型	LG/F 地下低層	G/F 地下	1/F 1樓	2/F 2樓	Roof 天台
Study Room 書房	Twin Socket Outlet (Reserved Point only) 雙位電插座(預留暗箱位)	-	-	-	-	1	-
	Connection Point for Telephone / Internet 接駁點供電話/互聯網	-	-	-	-	1	-
	Television / FM Socket Outlet (Reserved Point only) 電視/電台天線插座(預留暗箱位)	-	-	-	-	1	-
	Lighting Point 燈位	-	-	-	-	1	-
	Lighting Switch 燈掣	-	-	-	-	2	-
	Door / Window Contact 門/窗磁接觸感測器	-	-	-	-	2	-
	Air-conditioner Point 冷氣機接駁點	-	-	-	-	1	-
	Fused Connection Unit for Motorized Curtain (Reserved Point only) 保險絲接線位供電動窗簾(預留暗箱位)	-	-	-	-	1	-
Master Bathroom 主人浴室	Lighting Point 燈位	-	-	-	-	1	-
	Door / Window Contact 門/窗磁接觸感測器	-	-	-	-	2	-
	Gas Water Heater Remote Controller 煤氣熱水爐控制器	-	-	-	-	1	-
Bathroom 5 浴室5	Lighting Point 燈位	-	-	-	-	1	-
	Lighting Switch 燈掣	-	-	-	-	1	-
	Door / Window Contact 門/窗磁接觸感測器	-	-	-	-	1	-
	Fused Connection Unit for Exhaust Fan 保險絲接線位供抽氣扇	-	-	-	-	1	-
	Gas Water Heater Remote Controller 煤氣熱水爐控制器	-	-	-	-	1	-

Notes:

- “1, 2, ……” denotes the quantity of such provision(s) provided in the residential property.
- The Symbol “-” as shown in the above table denotes “Not Provided”.
- The Symbol “/” as shown in the above table denotes “Not Applicable”.

備註:

- “1, 2, ……”表示提供於該住宅物業內的裝置數量。
- 上表符號「-」表示「不提供」。
- 上表符號「/」表示「不適用」。

23. FITTING, FINISHES AND APPLIANCES
裝置、裝修物料及設備

Schedule of Mechanical and Electrical Provisions for Residential Properties

住宅單位機電裝置說明表

House 2, House 3 and House 6

2號洋房、3號洋房及6號洋房

Location 位置	Exposed Type 外露型	Non-exposed Type 非外露型	LG/F 地下低層	G/F 地下	1/F 1樓	2/F 2樓	Roof 天台
Foyer 3 前廳3	Twin Socket Outlet (Reserved Point only) 雙位電插座(預留暗箱位)	-	-	-	-	1	-
	Security Alarm Keypad 安全警報鍵盤	-	-	-	-	1	-
	Lighting Point 燈位	-	-	-	-	2	-
	Lighting Switch 燈掣	-	-	-	-	1	-
	Door / Window Contact 門/窗磁接觸感測器	-	-	-	-	2	-
	Air-conditioner Point 冷氣機接駁點	-	-	-	-	1	-
	Fused Connection Unit for Motorized Curtain (Reserved Point only) 保險絲接線位供電動窗簾(預留暗箱位)	-	-	-	-	1	-
Roof 天台	Isolator for Outdoor Air-Conditioner 室外空調機開關掣	-	-	-	-	-	2
	Lighting Point 燈位	-	-	-	-	-	8
	Water Proof Lighting Switch 防水燈掣	-	-	-	-	-	1
	-	Reserved Connection Point for Telephone / Internet 預留接駁點供電話/互聯網	-	-	-	-	1
	-	Water Proof Isolator 防水電掣	-	-	-	-	1
	-	Fused Connection Unit for Gas Water Heater 保險絲接線位供煤氣	-	-	-	-	3
Internal Staircase 內置樓梯	Lighting Point 燈位	-	2	2	2	2	2
	Lighting Switch 燈掣	-	2	1	2	3	-
	Door/Window Contact 門/窗磁接觸感測器	-	1	2	2	1	-

Notes:

- “1, 2,” denotes the quantity of such provision(s) provided in the residential property.
- The Symbol “-” as shown in the above table denotes “Not Provided”.
- The Symbol “/” as shown in the above table denotes “Not Applicable”.

備註:

- “1, 2,” 表示提供於該住宅物業內的裝置數量。
- 上表符號「-」表示「不提供」。
- 上表符號「/」表示「不適用」。

23. FITTING, FINISHES AND APPLIANCES
裝置、裝修物料及設備

Schedule of Mechanical and Electrical Provisions for Residential Properties

住宅單位機電裝置說明表

House 5 and House 7

5號洋房及7號洋房

Location 位置	Exposed Type 外露型	Non-exposed Type 非外露型	LG/F 地下低層	G/F 地下	1/F 1樓	2/F 2樓	Roof 天台
Bathroom 6 浴室6	Lighting Point 燈位	-	2	-	-	-	-
	Fused Connection Unit for Exhaust Fan 保險絲接線位供抽氣扇	-	1	-	-	-	-
Store 1 儲物房1	Twin Socket Outlet 雙位電插座	-	3	-	-	-	-
	Miniature Circuit Breaker Board 總電掣箱	-	1	-	-	-	-
	Reserved Connection Point for Telephone / Internet 預留接駁點供電話/互聯網	-	1	-	-	-	-
	Controller for Security System 保安系統控制器	-	1	-	-	-	-
	Security Alarm Keypad 安全警報鍵盤	-	1	-	-	-	-
	Air-conditioner Point 冷氣機接駁點	-	1	-	-	-	-
	Lighting Point 燈位	-	2	-	-	-	-
	Lighting Switch 燈掣	-	1	-	-	-	-
	Door / Window Contact 門/窗磁接觸感測器	-	1	-	-	-	-
Store 2 儲物房2	Single Socket Outlet 單位電插座	-	1	-	-	-	-
	Reserved Connection Point for Telephone / Internet 預留接駁點供電話/互聯網	-	1	-	-	-	-
	Air-conditioner Point 冷氣機接駁點	-	1	-	-	-	-
	Lighting Point 燈位	-	2	-	-	-	-
	Lighting Switch 燈掣	-	1	-	-	-	-
Store 3 儲物房3	Twin Socket Outlet 雙位電插座	-	1	-	-	-	-
	Lighting Point 燈位	-	1	-	-	-	-
	Lighting Switch 燈掣	-	1	-	-	-	-

Notes:

- “1, 2,” denotes the quantity of such provision(s) provided in the residential property.
- The Symbol “-” as shown in the above table denotes “Not Provided”.
- The Symbol “/” as shown in the above table denotes “Not Applicable”.

備註：

- “1, 2,”表示提供於該住宅物業內的裝置數量。
- 上表符號「-」表示「不提供」。
- 上表符號「/」表示「不適用」。

23. FITTING, FINISHES AND APPLIANCES 裝置、裝修物料及設備

Schedule of Mechanical and Electrical Provisions for Residential Properties

住宅單位機電裝置說明表

House 5 and House 7

5號洋房及7號洋房

Location 位置	Exposed Type 外露型	Non-exposed Type 非外露型	LG/F 地下低層	G/F 地下	1/F 1樓	2/F 2樓	Roof 天台
Utility Room 工作間	Twin Socket Outlet 雙位電插座	-	1	-	-	-	-
	Lighting Point 燈位	-	2	-	-	-	-
	Lighting Switch 燈掣	-	1	-	-	-	-
	Air-conditioner Point 冷氣機接駁點	-	1	-	-	-	-
	-	Water Supply Connection Point for Washer 來水接駁位供洗衣機	1	-	-	-	-
	-	Drainage Point for Washer 去水位供洗衣機	1	-	-	-	-
Foyer 4 前廳4	Twin Socket Outlet 雙位電插座	-	1	-	-	-	-
	Lighting Point 燈位	-	2	-	-	-	-
	Lighting Switch 燈掣	-	1	-	-	-	-
	Home Automation Lighting Switch 智能家居燈掣	-	1	-	-	-	-
	Door / Window Contact 門/窗磁接觸感測器	-	1	-	-	-	-
Corridor 1 走廊1	Lighting Point 燈位	-	1	-	-	-	-
	Lighting Switch 燈掣	-	1	-	-	-	-
	Exhaust Fan Switch 抽氣扇開關	-	1	-	-	-	-
Lift Lobby 升降機大堂	Lighting Point 燈位	-	1	-	-	-	-
	Air-conditioner Point 冷氣機接駁點	-	1	-	-	-	-
Protected Lobby 保護門廊	Lighting Point 燈位	-	1	-	-	-	-
	Lighting Switch 燈掣	-	1	-	-	-	-
	Door/Window Contact 門/窗磁接觸感測器	-	1	-	-	-	-
Electrical / Extra Low Voltage Duct 電線或特低壓 電線槽	Fused Connection Unit for Communal Aerial Broadcast Distribution Box 保險絲接線位供公共天線配電箱	-	1	-	-	-	-

Notes:

- “1, 2,” denotes the quantity of such provision(s) provided in the residential property.
- The Symbol “-” as shown in the above table denotes “Not Provided”.
- The Symbol “/” as shown in the above table denotes “Not Applicable”.

備註：

- “1, 2,”表示提供於該住宅物業內的裝置數量。
- 上表符號「-」表示「不提供」。
- 上表符號「/」表示「不適用」。

23. FITTING, FINISHES AND APPLIANCES
裝置、裝修物料及設備

Schedule of Mechanical and Electrical Provisions for Residential Properties

住宅單位機電裝置說明表

House 5 and House 7

5號洋房及7號洋房

Location 位置	Exposed Type 外露型	Non-exposed Type 非外露型	LG/F 地下低層	G/F 地下	1/F 1樓	2/F 2樓	Roof 天台
Living Room and Dining Room 客廳及飯廳	Twin Socket Outlet 雙位電插座	-	-	4	-	-	-
	Connection Point for Telephone / Internet 接駁點供電話/互聯網	-	-	2	-	-	-
	Television / FM Socket Point 電視/電台天線插座	-	-	2	-	-	-
	Lighting Point 燈位	-	-	5	-	-	-
	Home Automation Lighting Switch 智能家居燈掣	-	-	6	-	-	-
	Door / Window Contact 門/窗磁接觸感測器	-	-	4	-	-	-
	-	Air-conditioner Point 冷氣機接駁點	-	1	-	-	-
	-	Fused Connection Unit for Motorized Curtain 保險絲接線位供電動窗簾	-	3	-	-	-
Kitchen 廚房	Twin Socket Power Point 雙位電插座	-	-	4	-	-	-
	Lighting Point 燈位	-	-	8	-	-	-
	Door / Window Contact 門/窗磁接觸感測器	-	-	2	-	-	-
	-	Water Supply Connection Point for Dishwasher 來水接駁位供洗碗碟機	-	1	-	-	-
	-	Drainage Point for Dishwasher 洗碗碟機去水位	-	1	-	-	-
	-	Single Socket Outlet 單位電插座	-	1	-	-	-
	-	Air-conditioner Point 冷氣機接駁點	-	2	-	-	-
	-	Fused Connection Unit for Exhaust Fan 保險絲接線位供抽氣扇	-	1	-	-	-
	-	Double Pole Switch for Electric Grill 雙極開關掣供電燒烤爐	-	1	-	-	-
	-	Double Pole Switch for Oven 雙極開關掣供焗爐	-	1	-	-	-
	-	Single Socket Outlet for Cooker Hood 單位電插座供抽油煙機	-	2	-	-	-
	-	Single Socket Outlet for Refrigerator 單位電插座供雪櫃	-	1	-	-	-
	-	Double Pole Switch Outlet for Combi-steam Oven 雙極開關掣供組合蒸焗爐	-	1	-	-	-

Notes:

- “1, 2, ……” denotes the quantity of such provision(s) provided in the residential property.
- The Symbol “-” as shown in the above table denotes “Not Provided”.
- The Symbol “/” as shown in the above table denotes “Not Applicable”.

備註:

- “1, 2, ……”表示提供於該住宅物業內的裝置數量。
- 上表符號“-”表示「不提供」。
- 上表符號“/”表示「不適用」。

23. FITTING, FINISHES AND APPLIANCES
裝置、裝修物料及設備

Schedule of Mechanical and Electrical Provisions for Residential Properties
住宅單位機電裝置說明表

House 5 and House 7
5號洋房及7號洋房

Location 位置	Exposed Type 外露型	Non-exposed Type 非外露型	LG/F 地下低層	G/F 地下	1/F 1樓	2/F 2樓	Roof 天台
Kitchen 廚房	-	Single Socket Outlet for Microwave Oven 單位電插座供微波爐	-	1	-	-	-
	-	Single Socket Outlet for Dishwasher 單位電插座供洗碗碟機	-	1	-	-	-
	-	Single Socket Outlet for Warming Drawer 單位電插座供保溫櫃	-	1	-	-	-
	-	Twin Socket Outlet for Gas Cooker Hob 單位電插座供煤氣煮食爐	-	1	-	-	-
Bathroom 1 浴室 1	Lighting Point 燈位	-	-	5	-	-	-
	Door / Window Contact 門/窗磁接觸感測器	-	-	2	-	-	-
	-	Gas Water Heater Remote Controller 煤氣熱水爐控制器	-	1	-	-	-
	-	Double Pole Switch for Thermo Ventilator 雙極開關掣供換氣暖風機	-	1	-	-	-
Maid Room 工人房	Twin Socket Outlet 雙位電插座	-	-	1	-	-	-
	Lighting Point 燈位	-	-	1	-	-	-
	Lighting Switch 燈掣	-	-	1	-	-	-
	Door / Window Contact 門/窗磁接觸感測器	-	-	1	-	-	-
Foyer 1 前廳 1	Twin Socket Outlet 雙位電插座	-	-	1	-	-	-
	Security Alarm Keypad 安全警報鍵盤	-	-	1	-	-	-
	Video Doorphone 視像對講機	-	-	1	-	-	-
	Lighting Point 燈位	-	-	2	-	-	-
	Lighting Switch 燈掣	-	-	1	-	-	-
	Home Automation Lighting Switch 智能家居燈掣	-	-	1	-	-	-
	Door / Window Contact 門/窗磁接觸感測器	-	-	1	-	-	-
	Exhaust Fan Switch 抽氣扇開關	-	-	1	-	-	-
	-	Air-conditioner Point 冷氣機接駁點	-	1	-	-	-

Notes:

- “1, 2, ……” denotes the quantity of such provision(s) provided in the residential property.
- The Symbol “-” as shown in the above table denotes “Not Provided”.
- The Symbol “/” as shown in the above table denotes “Not Applicable”.

備註：

- “1, 2, ……”表示提供於該住宅物業內的裝置數量。
- 上表符號「-」表示「不提供」。
- 上表符號「/」表示「不適用」。

23. FITTING, FINISHES AND APPLIANCES 裝置、裝修物料及設備

Schedule of Mechanical and Electrical Provisions for Residential Properties

住宅單位機電裝置說明表

House 5 and House 7

5號洋房及7號洋房

Location 位置	Exposed Type 外露型	Non-exposed Type 非外露型	LG/F 地下低層	G/F 地下	1/F 1樓	2/F 2樓	Roof 天台
Garden (facing Main Entrance) 花園 (面向大門)	Water Proof Socket Outlet 防水電插座	-	-	1	-	-	-
	Visitor Panel 訪客對講機	-	-	1	-	-	-
	Lighting Point 燈位	-	-	4	-	-	-
	Gate Release Button 開門開門按鈕	-	-	1	-	-	-
	-	Fused Connection Point for Signage and Gate Electrical Lock 接線位連保險絲供門牌燈及開門電鎖	-	2	-	-	-
Garden (facing Living Room and Dining Room) 花園 (面向客廳及 飯廳)	Lighting Point 燈位	-	-	6	-	-	-
	-	Reserved Connection Point for Telephone / Internet 預留接駁點供電話/互聯網	-	1	-	-	-
	-	Water Proof Socket Outlet 防水電插座	-	1	-	-	-
	Emergency Call Bell Button 緊急召喚鐘按鈕	-	-	1	-	-	-
Family Room 家庭室	Twin Socket Outlet 雙位電插座	-	-	-	1	-	-
	Lighting Point 燈位	-	-	-	1	-	-
	Home Automation Lighting Switch 智能家居燈掣	-	-	-	2	-	-
	Door / Window Contact 門/窗磁接觸感測器	-	-	-	3	-	-
	Security Alarm Keypad 安全警報鍵盤	-	-	-	1	-	-
	-	Air-conditioner Point 冷氣機接駁點	-	-	1	-	-

Notes:

- “1, 2, ……” denotes the quantity of such provision(s) provided in the residential property.
- The Symbol “-” as shown in the above table denotes “Not Provided”.
- The Symbol “/” as shown in the above table denotes “Not Applicable”.

備註：

- “1, 2, ……” 表示提供於該住宅物業內的裝置數量。
- 上表符號「-」表示「不提供」。
- 上表符號「/」表示「不適用」。

23. FITTING, FINISHES AND APPLIANCES
裝置、裝修物料及設備

Schedule of Mechanical and Electrical Provisions for Residential Properties

住宅單位機電裝置說明表

House 5 and House 7

5號洋房及7號洋房

Location 位置	Exposed Type 外露型	Non-exposed Type 非外露型	LG/F 地下低層	G/F 地下	1/F 1樓	2/F 2樓	Roof 天台
Bedroom 1 睡房 1	Connection Point for Telephone / Internet 接駁點供電話/互聯網	-	-	-	1	-	-
	Television / FM Socket Outlet 電視/電台天線插座	-	-	-	1	-	-
	Panic Alarm Button 緊急警報按鈕	-	-	-	1	-	-
	Lighting Point 燈位	-	-	-	2	-	-
	Home Automation Lighting Switch 智能家居燈掣	-	-	-	1	-	-
	Door / Window Contact 門/窗磁接觸感測器	-	-	-	2	-	-
	Twin Socket Outlet 雙位電插座	-	-	-	1	-	-
	-	Air-conditioner Point 冷氣機接駁點	-	-	1	-	-
	-	Fused Connection Unit for Motorized Curtain 保險絲接線位供電動窗簾	-	-	1	-	-
Walk-In Closet 衣帽間	Lighting Point 燈位	-	-	-	1	-	-
	Lighting Switch 燈掣	-	-	-	1	-	-
	-	Air-conditioner Point 冷氣機接駁點	-	-	1	-	-
Bedroom 2 睡房 2	Connection Point for Telephone / Internet 接駁點供電話/互聯網	-	-	-	1	-	-
	Television / FM Socket Outlet 電視/電台天線插座	-	-	-	1	-	-
	Panic Alarm Button 緊急警報按鈕	-	-	-	1	-	-
	Lighting Point 燈位	-	-	-	2	-	-
	Lighting Switch 燈掣	-	-	-	1	-	-
	Home Automation Lighting Switch 智能家居燈掣	-	-	-	2	-	-
	Door / Window Contact 門/窗磁接觸感測器	-	-	-	1	-	-
	Twin Socket Outlet 雙位電插座	-	-	-	1	-	-
	-	Air-conditioner Point 冷氣機接駁點	-	-	1	-	-
	-	Fused Connection Unit for Motorized Curtain 保險絲接線位供電動窗簾	-	-	1	-	-

Notes:

- "1, 2," denotes the quantity of such provision(s) provided in the residential property.
- The Symbol "-" as shown in the above table denotes "Not Provided".
- The Symbol "/" as shown in the above table denotes "Not Applicable".

備註:

- "1, 2," 表示提供於該住宅物業內的裝置數量。
- 上表符號「-」表示「不提供」。
- 上表符號「/」表示「不適用」。

23. FITTING, FINISHES AND APPLIANCES
裝置、裝修物料及設備

Schedule of Mechanical and Electrical Provisions for Residential Properties
住宅單位機電裝置說明表

House 5 and House 7
5號洋房及7號洋房

Location 位置	Exposed Type 外露型	Non-exposed Type 非外露型	LG/F 地下低層	G/F 地下	1/F 1樓	2/F 2樓	Roof 天台
Bedroom 3 睡房3	Connection Point for Telephone / Internet 接駁點供電話/互聯網	-	-	-	1	-	-
	Television / FM Socket Outlet 電視/電台天線插座	-	-	-	1	-	-
	Panic Alarm Button 緊急警報按鈕	-	-	-	1	-	-
	Lighting Point 燈位	-	-	-	2	-	-
	Lighting Switch 燈掣	-	-	-	1	-	-
	Home Automation Lighting Switch 智能家居燈掣	-	-	-	1	-	-
	Door / Window Contact 門/窗磁接觸感測器	-	-	-	2	-	-
	Twin Socket Outlet 雙位電插座	-	-	-	1	-	-
	-	Air-conditioner Point 冷氣機接駁點	-	-	1	-	-
	-	Fused Connection Unit for Motorized Curtain 保險絲接線位供電動窗簾	-	-	1	-	-
Bathroom 2 浴室2	Lighting Point 燈位	-	-	-	7	-	-
	Door / Window Contact 門/窗磁接觸感測器	-	-	-	1	-	-
	-	Single Socket Outlet 單位電插座	-	-	1	-	-
	-	Double Pole Switch for Thermo Ventilator 雙極開關掣供換氣暖風機	-	-	1	-	-
	-	Gas Water Heater Remote Controller 煤氣熱水爐控制器	-	-	1	-	-
Bathroom 3 浴室3	Lighting Point 燈位	-	-	-	5	-	-
	Door / Window Contact 門/窗磁接觸感測器	-	-	-	1	-	-
	-	Single Socket Outlet 單位電插座	-	-	1	-	-
	-	Fused Connection Unit for Exhaust Fan 保險絲接線位供抽氣扇	-	-	1	-	-
	-	Double Pole Switch for Thermo Ventilator 雙極開關掣供換氣暖風機	-	-	1	-	-
	-	Gas Water Heater Remote Controller 煤氣熱水爐控制器	-	-	1	-	-

Notes:

- “1, 2,” denotes the quantity of such provision(s) provided in the residential property.
- The Symbol “-” as shown in the above table denotes “Not Provided”.
- The Symbol “/” as shown in the above table denotes “Not Applicable”.

備註:

- “1, 2,” 表示提供於該住宅物業內的裝置數量。
- 上表符號「-」表示「不提供」。
- 上表符號「/」表示「不適用」。

23. FITTING, FINISHES AND APPLIANCES
裝置、裝修物料及設備

Schedule of Mechanical and Electrical Provisions for Residential Properties
住宅單位機電裝置說明表

House 5 and House 7
5號洋房及7號洋房

Location 位置	Exposed Type 外露型	Non-exposed Type 非外露型	LG/F 地下低層	G/F 地下	1/F 1樓	2/F 2樓	Roof 天台
Bathroom 4 浴室4	Lighting Point 燈位	-	-	-	7	-	-
	Door / Window Contact 門/窗磁接觸感測器	-	-	-	2	-	-
	-	Single Socket Outlet 單位電插座	-	-	1	-	-
	-	Double Pole Switch for Thermo Ventilator 雙極開關掣供換氣暖風機	-	-	1	-	-
	-	Gas Water Heater Remote Controller 煤氣熱水爐控制器	-	-	1	-	-
Foyer 2 前廳2	Twin Socket Outlet 雙位電插座	-	-	-	1	-	-
	Lighting Point 燈位	-	-	-	3	-	-
	Home Automation Lighting Switch 智能家居燈掣	-	-	-	2	-	-
Master Bedroom 主人睡房	Twin Socket Outlet 雙位電插座	-	-	-	-	4	-
	Connection Point for Telephone / Internet 接駁點供電話/互聯網	-	-	-	-	1	-
	Television / FM Socket Outlet 電視/電台天線插座	-	-	-	-	1	-
	Lighting Point 燈位	-	-	-	-	2	-
	Home Automation Lighting Switch 智能家居燈掣	-	-	-	-	1	-
	Door / Window Contact 門/窗磁接觸感測器	-	-	-	-	3	-
	Panic Alarm Button 緊急警報按鈕	-	-	-	-	1	-
	-	Air-conditioner Point 冷氣機接駁點	-	-	-	2	-
-	Fused Connection Unit for Motorized Curtain 保險絲接線位供電動窗簾	-	-	-	2	-	

Notes:

- “1, 2,” denotes the quantity of such provision(s) provided in the residential property.
- The Symbol “-” as shown in the above table denotes “Not Provided”.
- The Symbol “/” as shown in the above table denotes “Not Applicable”.

備註：

- “1, 2,” 表示提供於該住宅物業內的裝置數量。
- 上表符號「-」表示「不提供」。
- 上表符號「/」表示「不適用」。

23. FITTING, FINISHES AND APPLIANCES
裝置、裝修物料及設備

Schedule of Mechanical and Electrical Provisions for Residential Properties
住宅單位機電裝置說明表

House 5 and House 7
5號洋房及7號洋房

Location 位置	Exposed Type 外露型	Non-exposed Type 非外露型	LG/F 地下低層	G/F 地下	1/F 1樓	2/F 2樓	Roof 天台
Dressing Room 更衣室	Twin Socket Outlet 雙位電插座	-	-	-	-	2	-
	Lighting Point 燈位	-	-	-	-	3	-
	Lighting Switch 燈掣	-	-	-	-	1	-
	Home Automation Lighting Switch 智能家居燈掣	-	-	-	-	1	-
	Door / Window Contact 門/窗磁接觸感測器	-	-	-	-	2	-
	-	Air-conditioner Point 冷氣機接駁點	-	-	-	1	-
	-	Fused Connection Unit for Motorized Curtain 保險絲接線位供電動窗簾	-	-	-	1	-
Study Room 書房	Twin Socket Outlet 雙位電插座	-	-	-	-	1	-
	Connection Point for Telephone / Internet 接駁點供電話/互聯網	-	-	-	-	1	-
	Television / FM Socket Outlet 電視/電台天線插座	-	-	-	-	1	-
	Lighting Point 燈位	-	-	-	-	2	-
	Lighting Switch 燈掣	-	-	-	-	1	-
	Home Automation Lighting Switch 智能家居燈掣	-	-	-	-	1	-
	Door / Window Contact 門/窗磁接觸感測器	-	-	-	-	2	-
	Panic Alarm Button 緊急警報按鈕	-	-	-	-	1	-
	-	Air-conditioner Point 冷氣機接駁點	-	-	-	1	-
	-	Fused Connection Unit for Motorized Curtain 保險絲接線位供電動窗簾	-	-	-	1	-

Notes:

- “1, 2,” denotes the quantity of such provision(s) provided in the residential property.
- The Symbol “-” as shown in the above table denotes “Not Provided”.
- The Symbol “/” as shown in the above table denotes “Not Applicable”.

備註:

- “1, 2,” 表示提供於該住宅物業內的裝置數量。
- 上表符號「-」表示「不提供」。
- 上表符號「/」表示「不適用」。

23. FITTING, FINISHES AND APPLIANCES
裝置、裝修物料及設備

Schedule of Mechanical and Electrical Provisions for Residential Properties

住宅單位機電裝置說明表

House 5 and House 7

5號洋房及7號洋房

Location 位置	Exposed Type 外露型	Non-exposed Type 非外露型	LG/F 地下低層	G/F 地下	1/F 1樓	2/F 2樓	Roof 天台
Master Bathroom 主人浴室	Lighting Point 燈位	-	-	-	-	13	-
	Door / Window Contact 門/窗磁接觸感測器	-	-	-	-	1	-
	-	Floor Heating Controller 地暖控制器	-	-	-	1	-
	-	Single Socket Outlet 單位電插座	-	-	-	2	-
	-	Fused Connection Unit for Exhaust Fan 接線位連保險絲供抽氣扇	-	-	-	1	-
	-	Double Pole Switch for Thermo Ventilator 雙極開關掣供換氣暖風機	-	-	-	1	-
	-	Fused Connection Unit for Towel Warmer 接線位連保險絲供暖毛巾架	-	-	-	1	-
	-	Fused Connection Point for Floor Heating 接線位連保險絲供地暖	-	-	-	1	-
	-	Gas Water Heater Remote Controller 煤氣熱水爐控制器	-	-	-	1	-
Bathroom 5 浴室5	Lighting Point 燈位	-	-	-	-	6	-
	Door / Window Contact 門/窗磁接觸感測器	-	-	-	-	1	-
	-	Single Socket Outlet 單位電插座	-	-	-	1	-
	-	Double Pole Switch for Thermo Ventilator 雙極開關掣供換氣暖風機	-	-	-	1	-
	-	Gas Water Heater Remote Controller 煤氣熱水爐控制器	-	-	-	1	-
Foyer 3 前廳3	Twin Socket Outlet 雙位電插座	-	-	-	-	1	-
	Security Alarm Keypad 安全警報鍵盤	-	-	-	-	1	-
	Lighting Point 燈位	-	-	-	-	3	-
	Home Automation Lighting Switch 智能家居燈掣	-	-	-	-	1	-
	Door / Window Contact 門/窗磁接觸感測器	-	-	-	-	2	-
	-	Air-conditioner Point 冷氣機接駁點	-	-	-	1	-

Notes:

- “1, 2,” denotes the quantity of such provision(s) provided in the residential property.
- The Symbol “-” as shown in the above table denotes “Not Provided”.
- The Symbol “/” as shown in the above table denotes “Not Applicable”.

備註：

- “1, 2,” 表示提供於該住宅物業內的裝置數量。
- 上表符號「-」表示「不提供」。
- 上表符號「/」表示「不適用」。

23. FITTING, FINISHES AND APPLIANCES
裝置、裝修物料及設備

Schedule of Mechanical and Electrical Provisions for Residential Properties

住宅單位機電裝置說明表

House 5 and House 7

5號洋房及7號洋房

Location 位置	Exposed Type 外露型	Non-exposed Type 非外露型	LG/F 地下低層	G/F 地下	1/F 1樓	2/F 2樓	Roof 天台
Roof 天台	Isolator for Outdoor Air-Conditioner 室外空調機開關掣	-	-	-	-	-	2
	Lighting Point 燈位	-	-	-	-	-	10
	Water Proof Lighting Switch 防水燈掣	-	-	-	-	-	1
	-	Reserved Connection Point for Telephone / Internet 預留接駁點供電話 / 互聯網	-	-	-	-	1
	-	Water Proof Isolator 防水電掣	-	-	-	-	1
	-	Fused Connection Unit for Gas Water Heater 保險絲接線位供煤氣	-	-	-	-	3
Internal Staircase 內置樓梯	Lighting Point 燈位	-	4	4	3	2	2
	Home Automation Lighting Switch 智能家居燈掣	-	2	-	2	3	-
	Door/Window Contact 門 / 窗磁接觸感測器	-	1	2	2	1	-

Notes:

- “1, 2, ……” denotes the quantity of such provision(s) provided in the residential property.
- The Symbol “-” as shown in the above table denotes “Not Provided”.
- The Symbol “/” as shown in the above table denotes “Not Applicable”.

備註：

- “1, 2, ……” 表示提供於該住宅物業內的裝置數量。
- 上表符號「-」表示「不提供」。
- 上表符號「/」表示「不適用」。

23. FITTING, FINISHES AND APPLIANCES
裝置、裝修物料及設備

Schedule of Mechanical and Electrical Provisions for Residential Properties
住宅單位機電裝置說明表

House 8
8號洋房

Location 位置	Exposed Type 外露型	Non-exposed Type 非外露型	LG/F 地下低層	G/F 地下	1/F 1樓	2/F 2樓	Roof 天台
Bathroom 6 浴室6	Lighting Point 燈位	-	3	-	-	-	-
	-	Fused Connection Unit for Exhaust Fan 保險絲接線位供抽氣扇	1	-	-	-	-
	-	Gas Water Heater Remote Controller 煤氣熱水爐控制器	1	-	-	-	-
Bathroom 7 浴室7	Lighting Point 燈位	-	3	-	-	-	-
	Single Socket Outlet 單位電插座	-	1	-	-	-	-
	-	Fused Connection Unit for Exhaust Fan 保險絲接線位供抽氣扇	1	-	-	-	-
	-	Gas Water Heater Remote Controller 煤氣熱水爐控制器	1	-	-	-	-
Maid 1 工人房1	Twin Socket Outlet 雙位電插座	-	2	-	-	-	-
	Reserved Connection Point for Telephone / Internet 預留接駁點供電話/互聯網	-	1	-	-	-	-
	Air-conditioner Point 冷氣機接駁點	-	1	-	-	-	-
	Lighting Point 燈位	-	2	-	-	-	-
	Lighting Switch 燈掣	-	1	-	-	-	-
	Door / Window Contact 門/窗磁接觸感測器	-	1	-	-	-	-
Maid 2 工人房2	Twin Socket Outlet 雙位電插座	-	1	-	-	-	-
	Reserved Connection Point for Telephone / Internet 預留接駁點供電話/互聯網	-	1	-	-	-	-
	Air-conditioner Point 冷氣機接駁點	-	1	-	-	-	-
	Lighting Point 燈位	-	1	-	-	-	-
	Lighting Switch 燈掣	-	1	-	-	-	-
	Door / Window Contact 門/窗磁接觸感測器	-	2	-	-	-	-
Terrace 前庭	Lighting Point 燈位	-	6	-	-	-	-
	Water Proof Socket Outlet 防水電插座	-	1	-	-	-	-

Notes:

- “1, 2, ……” denotes the quantity of such provision(s) provided in the residential property.
- The Symbol “-” as shown in the above table denotes “Not Provided”.
- The Symbol “/” as shown in the above table denotes “Not Applicable”.

備註：

- “1, 2, ……”表示提供於該住宅物業內的裝置數量。
- 上表符號「-」表示「不提供」。
- 上表符號「/」表示「不適用」。

23. FITTING, FINISHES AND APPLIANCES
裝置、裝修物料及設備

Schedule of Mechanical and Electrical Provisions for Residential Properties
住宅單位機電裝置說明表

House 8
8號洋房

Location 位置	Exposed Type 外露型	Non-exposed Type 非外露型	LG/F 地下低層	G/F 地下	1/F 1樓	2/F 2樓	Roof 天台
Store 1 儲物房 1	Twin Socket Outlet 雙位電插座	-	2	-	-	-	-
	Lighting Point 燈位	-	1	-	-	-	-
	Lighting Switch 燈掣	-	1	-	-	-	-
	Air-conditioner Point 冷氣機接駁點	-	1	-	-	-	-
Store 2 儲物房 2	Twin Socket Outlet 雙位電插座	-	2	-	-	-	-
	Miniature Circuit Breaker Board 總電掣箱	-	1	-	-	-	-
	Reserved Connection Point for Telephone / Internet 預留接駁點供電話 / 互聯網	-	1	-	-	-	-
	Controller for Security System 保安系統控制器	-	1	-	-	-	-
	Air-conditioner Point 冷氣機接駁點	-	1	-	-	-	-
	Lighting Point 燈位	-	3	-	-	-	-
	Lighting Switch 燈掣	-	1	-	-	-	-
	Door / Window Contact 門 / 窗磁接觸感測器	-	1	-	-	-	-
Utility Room 工作間	Reserved Connection Point for Telephone / Internet 預留接駁點供電話 / 互聯網	-	1	-	-	-	-
	Twin Socket Outlet 雙位電插座	-	2	-	-	-	-
	Lighting Point 燈位	-	1	-	-	-	-
	Lighting Switch 燈掣	-	1	-	-	-	-
	Water Supply Connection Point for Washer 來水接駁點供洗衣機	-	1	-	-	-	-
	Drainage Point for Washer 去水位供洗衣機	-	1	-	-	-	-
	Security Alarm Keypad 安全警報鍵盤	-	1	-	-	-	-
	Air-conditioner Point 冷氣機接駁點	-	1	-	-	-	-

Notes:

- "1, 2," denotes the quantity of such provision(s) provided in the residential property.
- The Symbol "-" as shown in the above table denotes "Not Provided".
- The Symbol "/" as shown in the above table denotes "Not Applicable".

備註:

- "1, 2," 表示提供於該住宅物業內的裝置數量。
- 上表符號「-」表示「不提供」。
- 上表符號「/」表示「不適用」。

23. FITTING, FINISHES AND APPLIANCES
裝置、裝修物料及設備

Schedule of Mechanical and Electrical Provisions for Residential Properties
住宅單位機電裝置說明表

House 8
8號洋房

Location 位置	Exposed Type 外露型	Non-exposed Type 非外露型	LG/F 地下低層	G/F 地下	1/F 1樓	2/F 2樓	Roof 天台
Foyer 4 前廳4	Twin Socket Outlet 雙位電插座	-	2	-	-	-	-
	Lighting Point 燈位	-	3	-	-	-	-
	Lighting Switch 燈掣	-	1	-	-	-	-
	Home Automation Lighting Switch 智能家居燈掣	-	1	-	-	-	-
	Door / Window Contact 門/窗磁接觸感測器	-	1	-	-	-	-
	-	Air-conditioner Point 冷氣機接駁點	1	-	-	-	-
Corridor 1 走廊1	Lighting Point 燈位	-	1	-	-	-	-
	Lighting Switch 燈掣	-	1	-	-	-	-
	Home Automation Lighting Switch 智能家居燈掣	-	1	-	-	-	-
	Exhaust Fan Switch 抽氣扇開關	-	1	-	-	-	-
Corridor 2 走廊2	Lighting Point 燈位	-	3	-	-	-	-
	Home Automation Lighting Switch 智能家居燈掣	-	2	-	-	-	-
Lift Lobby 升降機大堂	Lighting Point 燈位	-	5	-	-	-	-
	Lighting Switch 燈掣	-	1	-	-	-	-
	Home Automation Lighting Switch 智能家居燈掣	-	1	-	-	-	-
	-	Air-conditioner Point 冷氣機接駁點	1	-	-	-	-
Protected Lobby 保護門廊	Lighting Point 燈位	-	1	-	-	-	-
	Home Automation Lighting Switch 智能家居燈掣	-	1	-	-	-	-
	Twin Socket Outlet 雙位電插座	-	1	-	-	-	-
	Door / Window Contact 門/窗磁接觸感測器	-	2	-	-	-	-
Electrical / Extra Low Voltage Duct 電線或特低壓 電線槽	Fused Connection Unit for Communal Aerial Broadcast Distribution Box 保險絲接線位供公共天線配電箱	-	1	-	-	-	-

Notes:

- “1, 2,” denotes the quantity of such provision(s) provided in the residential property.
- The Symbol “-” as shown in the above table denotes “Not Provided”.
- The Symbol “/” as shown in the above table denotes “Not Applicable”.

備註：

- “1, 2,” 表示提供於該住宅物業內的裝置數量。
- 上表符號「-」表示「不提供」。
- 上表符號「/」表示「不適用」。

23. FITTING, FINISHES AND APPLIANCES
裝置、裝修物料及設備

Schedule of Mechanical and Electrical Provisions for Residential Properties
住宅單位機電裝置說明表

House 8
8號洋房

Location 位置	Exposed Type 外露型	Non-exposed Type 非外露型	LG/F 地下低層	G/F 地下	1/F 1樓	2/F 2樓	Roof 天台
Living Room and Dining Room 客廳及飯廳	Twin Socket Outlet 雙位電插座	-	-	2	-	-	-
	Connection Point for Telephone / Internet 接駁點供電話/互聯網	-	-	1	-	-	-
	Television / FM Socket Outlet 電視/電台天線插座	-	-	1	-	-	-
	Lighting Point 燈位	-	-	2	-	-	-
	Lighting Switch 燈掣	-	-	1	-	-	-
	Exhaust Fan Switch 抽氣扇開關	-	-	1	-	-	-
	Home Automation Lighting Switch 智能家居燈掣	-	-	1	-	-	-
	Door / Window Contact 門/窗磁接觸感測器	-	-	4	-	-	-
	-	Air-conditioner Point 冷氣機接駁點	-	3	-	-	-
	-	Fused Connection Unit for Motorized Curtain 保險絲接線位供電動窗簾	-	1	-	-	-
Family Room 家庭室	Twin Socket Outlet 雙位電插座	-	-	3	-	-	-
	Connection Point for Telephone / Internet 接駁點供電話/互聯網	-	-	1	-	-	-
	Television / FM Socket Outlet 電視/電台天線插座	-	-	1	-	-	-
	Lighting Point 燈位	-	-	1	-	-	-
	Home Automation Lighting Switch 智能家居燈掣	-	-	2	-	-	-
	Door / Window Contact 門/窗磁接觸感測器	-	-	2	-	-	-
	-	Air-conditioner Point 冷氣機接駁點	-	2	-	-	-
	-	Fused Connection Unit for Motorized Curtain 保險絲接線位供電動窗簾	-	1	-	-	-

Notes:

- “1, 2,” denotes the quantity of such provision(s) provided in the residential property.
- The Symbol “-” as shown in the above table denotes “Not Provided”.
- The Symbol “/” as shown in the above table denotes “Not Applicable”.

備註:

- “1, 2,” 表示提供於該住宅物業內的裝置數量。
- 上表符號「-」表示「不提供」。
- 上表符號「/」表示「不適用」。

23. FITTING, FINISHES AND APPLIANCES
裝置、裝修物料及設備

Schedule of Mechanical and Electrical Provisions for Residential Properties
住宅單位機電裝置說明表

House 8
8號洋房

Location 位置	Exposed Type 外露型	Non-exposed Type 非外露型	LG/F 地下低層	G/F 地下	1/F 1樓	2/F 2樓	Roof 天台
Kitchen 廚房	Twin Socket Power Point 雙位電插座	-	-	4	-	-	-
	Lighting Point 燈位	-	-	8	-	-	-
	Door / Window Contact 門/窗磁接觸感測器	-	-	2	-	-	-
	-	Single Socket Outlet 單位電插座	-	1	-	-	-
	-	Air-conditioner Point 冷氣機接駁點	-	1	-	-	-
	-	Fused Connection Unit for Exhaust Fan 保險絲接線位供抽氣扇	-	1	-	-	-
	-	Twin Socket Outlet for Gas Cooker Hob 雙位電插座供煤氣煮食爐	-	1	-	-	-
	-	Double Pole Switch for Electric Grill 雙極開關掣供電燒烤爐	-	1	-	-	-
	-	Double Pole Switch for Oven 雙極開關掣供焗爐	-	1	-	-	-
	-	Single Socket Outlet for Cooker Hood 單位電插座供抽油煙機	-	2	-	-	-
	-	Single Socket Outlet for Refrigerator 單位電插座供雪櫃	-	1	-	-	-
	-	Double Pole Switch Outlet for Combi-steam Oven 雙極開關掣供組合蒸焗爐	-	2	-	-	-
	-	Single Socket Outlet for Microwave Oven 單位電插座供微波爐	-	1	-	-	-
	-	Single Socket Outlet for Dishwasher 單位電插座供洗碗碟機	-	1	-	-	-
	-	Single Socket Outlet for Warming Drawer 單位電插座供保溫櫃	-	1	-	-	-
	-	Water Supply Connection Point for Dishwasher 來水接駁位供洗碗碟機	-	1	-	-	-
	-	Drainage Point for Dishwasher 去水位供洗碗碟機	-	1	-	-	-
-	Single Socket Outlet for Under Counter Fridge 單位電插座供嵌入式雪櫃	-	1	-	-	-	

Notes:

- “1, 2,” denotes the quantity of such provision(s) provided in the residential property.
- The Symbol “-” as shown in the above table denotes “Not Provided”.
- The Symbol “/” as shown in the above table denotes “Not Applicable”.

備註：

- “1, 2,” 表示提供於該住宅物業內的裝置數量。
- 上表符號「-」表示「不提供」。
- 上表符號「/」表示「不適用」。

23. FITTING, FINISHES AND APPLIANCES
裝置、裝修物料及設備

Schedule of Mechanical and Electrical Provisions for Residential Properties
住宅單位機電裝置說明表

House 8
8號洋房

Location 位置	Exposed Type 外露型	Non-exposed Type 非外露型	LG/F 地下低層	G/F 地下	1/F 1樓	2/F 2樓	Roof 天台
Bedroom 1 睡房 1	Panic Alarm Button 緊急警報按鈕	-	-	1	-	-	-
	Lighting Point 燈位	-	-	1	-	-	-
	Lighting Switch 燈掣	-	-	1	-	-	-
	Home Automation Lighting Switch 智能家居燈掣	-	-	1	-	-	-
	Door / Window Contact 門/窗磁接觸感測器	-	-	1	-	-	-
	Twin Socket Outlet 雙位電插座	-	-	1	-	-	-
	-	Air-conditioner Point 冷氣機接駁點	-	1	-	-	-
Bathroom 1 浴室 1	Lighting Point 燈位	-	-	3	-	-	-
	Door / Window Contact 門/窗磁接觸感測器	-	-	1	-	-	-
	-	Single Socket Outlet 單位電插座	-	1	-	-	-
	-	Fused Connection Unit for Exhaust Fan 保險絲接線位供抽氣扇	-	1	-	-	-
	-	Double Pole Switch for Thermo Ventilator 雙極開關掣供換氣暖風機	-	1	-	-	-
	-	Gas Water Heater Remote Controller 煤氣熱水爐控制器	-	1	-	-	-
Powder Room 化妝間	Lighting Point 燈位	-	-	2	-	-	-
	-	Single Socket Outlet 單位電插座	-	1	-	-	-
	-	Fused Connection Unit for Exhaust Fan 保險絲接線位供抽氣扇	-	1	-	-	-

Notes:

- “1, 2, ……” denotes the quantity of such provision(s) provided in the residential property.
- The Symbol “-” as shown in the above table denotes “Not Provided”.
- The Symbol “/” as shown in the above table denotes “Not Applicable”.

備註：

- “1, 2, ……” 表示提供於該住宅物業內的裝置數量。
- 上表符號「-」表示「不提供」。
- 上表符號「/」表示「不適用」。

23. FITTING, FINISHES AND APPLIANCES
裝置、裝修物料及設備

Schedule of Mechanical and Electrical Provisions for Residential Properties
住宅單位機電裝置說明表

House 8
8號洋房

Location 位置	Exposed Type 外露型	Non-exposed Type 非外露型	LG/F 地下低層	G/F 地下	1/F 1樓	2/F 2樓	Roof 天台
Foyer 1 前廳 1	Twin Socket Outlet 雙位電插座	-	-	1	-	-	-
	Security Alarm Keypad 安全警報鍵盤	-	-	1	-	-	-
	Video Doorphone 視像對講機	-	-	1	-	-	-
	Lighting Point 燈位	-	-	2	-	-	-
	Lighting Switch 燈掣	-	-	1	-	-	-
	Home Automation Lighting Switch 智能家居燈掣	-	-	2	-	-	-
	Door / Window Contact 門/窗磁接觸感測器	-	-	1	-	-	-
	Exhaust Fan Switch 抽氣扇開關	-	-	1	-	-	-
	-	Air-conditioner Point 冷氣機接駁點	-	2	-	-	-
Garden (facing Main Entrance) 花園 (面向大門)	Water Proof Socket Outlet 防水電插座	-	-	1	-	-	-
	Visitor Panel 訪客對講機	-	-	1	-	-	-
	Lighting Point 燈位	-	-	4	-	-	-
	Gate Release Button 開門開門按鈕	-	-	1	-	-	-
	-	Fused Connection Point for Signage and Gate Electrical Lock 接線位連保險絲供門牌燈及開門電鎖	-	2	-	-	-
Garden (facing Family Room and Dining Room) 花園 (面向家庭室及 飯廳)	Lighting Point 燈位	-	-	6	-	-	-
	-	Reserved Connection Point for Telephone / Internet 預留接駁點供電話/互聯網	-	1	-	-	-
	-	Water Proof Socket Outlet 防水電插座	-	1	-	-	-
	Emergency Call Bell Button 緊急召喚鐘按鈕	-	-	1	-	-	-

Notes:

- “1, 2,” denotes the quantity of such provision(s) provided in the residential property.
- The Symbol “-” as shown in the above table denotes “Not Provided”.
- The Symbol “/” as shown in the above table denotes “Not Applicable”.

備註：

- “1, 2,” 表示提供於該住宅物業內的裝置數量。
- 上表符號「-」表示「不提供」。
- 上表符號「/」表示「不適用」。

23. FITTING, FINISHES AND APPLIANCES
裝置、裝修物料及設備

Schedule of Mechanical and Electrical Provisions for Residential Properties
住宅單位機電裝置說明表

House 8
8號洋房

Location 位置	Exposed Type 外露型	Non-exposed Type 非外露型	LG/F 地下低層	G/F 地下	1/F 1樓	2/F 2樓	Roof 天台
Bedroom 2 睡房 2	Connection Point for Telephone / Internet 接駁點供電話/互聯網	-	-	-	1	-	-
	Television / FM Socket Outlet 電視/電台天線插座	-	-	-	1	-	-
	Panic Alarm Button 緊急警報按鈕	-	-	-	1	-	-
	Lighting Point 燈位	-	-	-	1	-	-
	Home Automation Lighting Switch 智能家居燈掣	-	-	-	1	-	-
	Door / Window Contact 門/窗磁接觸感測器	-	-	-	3	-	-
	Twin Socket Outlet 雙位電插座	-	-	-	1	-	-
	-	Air-conditioner Point 冷氣機接駁點	-	-	1	-	-
	-	Fused Connection Unit for Motorized Curtain 保險絲接線位供電動窗簾	-	-	1	-	-
Walk-In Closet 衣帽間	Lighting Point 燈位	-	-	-	1	-	-
	Lighting Switch 燈掣	-	-	-	1	-	-
	Home Automation Lighting Switch 智能家居燈掣	-	-	-	1	-	-
	Air-conditioner Point 冷氣機接駁點	-	-	-	1	-	-
Bedroom 3 睡房 3	Connection Point for Telephone / Internet 接駁點供電話/互聯網	-	-	-	1	-	-
	Television / FM Socket Outlet 電視/電台天線插座	-	-	-	1	-	-
	Panic Alarm Button 緊急警報按鈕	-	-	-	1	-	-
	Lighting Point 燈位	-	-	-	1	-	-
	Lighting Switch 燈掣	-	-	-	1	-	-
	Home Automation Lighting Switch 智能家居燈掣	-	-	-	1	-	-
	Door / Window Contact 門/窗磁接觸感測器	-	-	-	3	-	-
	Twin Socket Outlet 雙位電插座	-	-	-	1	-	-
	-	Air-conditioner Point 冷氣機接駁點	-	-	1	-	-

Notes:

- “1, 2, ……” denotes the quantity of such provision(s) provided in the residential property.
- The Symbol “-” as shown in the above table denotes “Not Provided”.
- The Symbol “/” as shown in the above table denotes “Not Applicable”.

備註:

- “1, 2, ……”表示提供於該住宅物業內的裝置數量。
- 上表符號「-」表示「不提供」。
- 上表符號「/」表示「不適用」。

23. FITTING, FINISHES AND APPLIANCES
裝置、裝修物料及設備

Schedule of Mechanical and Electrical Provisions for Residential Properties
住宅單位機電裝置說明表

House 8
8號洋房

Location 位置	Exposed Type 外露型	Non-exposed Type 非外露型	LG/F 地下低層	G/F 地下	1/F 1樓	2/F 2樓	Roof 天台
Bedroom 4 睡房 4	Connection Point for Telephone / Internet 接駁點供電話/互聯網	-	-	-	1	-	-
	Television / FM Socket Outlet 電視/電台天線插座	-	-	-	1	-	-
	Panic Alarm Button 緊急警報按鈕	-	-	-	1	-	-
	Lighting Point 燈位	-	-	-	1	-	-
	Lighting Switch 燈掣	-	-	-	2	-	-
	Door / Window Contact 門/窗磁接觸感測器	-	-	-	3	-	-
	Twin Socket Outlet 雙位電插座	-	-	-	1	-	-
	-	Air-conditioner Point 冷氣機接駁點	-	-	1	-	-
	-	Fused Connection Unit for Motorized Curtain 保險絲接線位供電動窗簾	-	-	1	-	-
Bathroom 2 浴室 2	Lighting Point 燈位	-	-	-	10	-	-
	Door / Window Contact 門/窗磁接觸感測器	-	-	-	4	-	-
	-	Floor Heating Controller 地暖控制器	-	-	1	-	-
	-	Fused Connection Unit for Towel Warmer 接線位連保險絲供暖毛巾架	-	-	1	-	-
	-	Fused Connection Point for Floor Heating 接線位連保險絲供地暖	-	-	1	-	-
	-	Single Socket Outlet 單位電插座	-	-	2	-	-
	-	Fused Connection Unit for Exhaust Fan 保險絲接線位供抽氣扇	-	-	1	-	-
	-	Double Pole Switch for Thermo Ventilator 雙極開關掣供換氣暖風機	-	-	1	-	-
	-	Gas Water Heater Remote Controller 煤氣熱水爐控制器	-	-	1	-	-

Notes:

- “1, 2,” denotes the quantity of such provision(s) provided in the residential property.
- The Symbol “-” as shown in the above table denotes “Not Provided”.
- The Symbol “/” as shown in the above table denotes “Not Applicable”.

備註:

- “1, 2,” 表示提供於該住宅物業內的裝置數量。
- 上表符號「-」表示「不提供」。
- 上表符號「/」表示「不適用」。

23. FITTING, FINISHES AND APPLIANCES 裝置、裝修物料及設備

Schedule of Mechanical and Electrical Provisions for Residential Properties 住宅單位機電裝置說明表

House 8 8號洋房

Location 位置	Exposed Type 外露型	Non-exposed Type 非外露型	LG/F 地下低層	G/F 地下	1/F 1樓	2/F 2樓	Roof 天台
Bathroom 3 浴室3	Lighting Point 燈位	-	-	-	5	-	-
	Door / Window Contact 門/窗磁接觸感測器	-	-	-	1	-	-
	-	Single Socket Outlet 單位電插座	-	-	1	-	-
	-	Double Pole Switch for Thermo Ventilator 雙極開關掣供換氣暖風機	-	-	1	-	-
	-	Gas Water Heater Remote Controller 煤氣熱水爐控制器	-	-	1	-	-
Bathroom 4 浴室4	Lighting Point 燈位	-	-	-	5	-	-
	Lighting Switch 燈掣	-	-	-	1	-	-
	Home Automation Lighting Switch 智能家居燈掣	-	-	-	1	-	-
	Door / Window Contact 門/窗磁接觸感測器	-	-	-	1	-	-
	-	Single Socket Outlet 單位電插座	-	-	1	-	-
	-	Double Pole Switch for Thermo Ventilator 雙極開關掣供換氣暖風機	-	-	1	-	-
	-	Fused Connection Unit for Exhaust Fan 保險絲接線位供抽氣扇	-	-	1	-	-
	-	Gas Water Heater Remote Controller 煤氣熱水爐控制器	-	-	1	-	-
Foyer 2 前廳2	Twin Socket Outlet 雙位電插座	-	-	-	2	-	-
	Security Alarm Keypad 安全警報鍵盤	-	-	-	1	-	-
	Lighting Point 燈位	-	-	-	6	-	-
	Home Automation Lighting Switch 智能家居燈掣	-	-	-	4	-	-
	Door / Window Contact 門/窗磁接觸感測器	-	-	-	2	-	-
	-	Air-conditioner Point 冷氣機接駁點	-	-	1	-	-

Notes:

- “1, 2, ……” denotes the quantity of such provision(s) provided in the residential property.
- The Symbol “-” as shown in the above table denotes “Not Provided”.
- The Symbol “/” as shown in the above table denotes “Not Applicable”.

備註：

- “1, 2, ……” 表示提供於該住宅物業內的裝置數量。
- 上表符號「-」表示「不提供」。
- 上表符號「/」表示「不適用」。

23. FITTING, FINISHES AND APPLIANCES
裝置、裝修物料及設備

Schedule of Mechanical and Electrical Provisions for Residential Properties
住宅單位機電裝置說明表

House 8
8號洋房

Location 位置	Exposed Type 外露型	Non-exposed Type 非外露型	LG/F 地下低層	G/F 地下	1/F 1樓	2/F 2樓	Roof 天台
Master Bedroom 主人睡房	Twin Socket Outlet 雙位電插座	-	-	-	-	3	-
	Connection Point for Telephone / Internet 接駁點供電話/互聯網	-	-	-	-	1	-
	Television / FM Socket Outlet 電視/電台天線插座	-	-	-	-	1	-
	Lighting Point 燈位	-	-	-	-	3	-
	Lighting Switch 燈掣	-	-	-	-	1	-
	Home Automation Lighting Switch 智能家居燈掣	-	-	-	-	2	-
	Door / Window Contact 門/窗磁接觸感測器	-	-	-	-	7	-
	Panic Alarm Button 緊急警報按鈕	-	-	-	-	1	-
	-	Air-conditioner Point 冷氣機接駁點	-	-	-	3	-
	-	Fused Connection Unit for Motorized Curtain 保險絲接線位供電動窗簾	-	-	-	2	-
Study Room 書房	Twin Socket Outlet 雙位電插座	-	-	-	-	2	-
	Connection Point for Telephone / Internet 接駁點供電話/互聯網	-	-	-	-	1	-
	Television / FM Socket Outlet 電視/電台天線插座	-	-	-	-	1	-
	Lighting Point 燈位	-	-	-	-	2	-
	Lighting Switch 燈掣	-	-	-	-	1	-
	Home Automation Lighting Switch 智能家居燈掣	-	-	-	-	1	-
	Door / Window Contact 門/窗磁接觸感測器	-	-	-	-	8	-
	-	Air-conditioner Point 冷氣機接駁點	-	-	-	2	-
	-	Fused Connection Unit for Motorized Curtain 保險絲接線位供電動窗簾	-	-	-	2	-

Notes:

- “1, 2,” denotes the quantity of such provision(s) provided in the residential property.
- The Symbol “-” as shown in the above table denotes “Not Provided”.
- The Symbol “/” as shown in the above table denotes “Not Applicable”.

備註:

- “1, 2,” 表示提供於該住宅物業內的裝置數量。
- 上表符號「-」表示「不提供」。
- 上表符號「/」表示「不適用」。

23. FITTING, FINISHES AND APPLIANCES
裝置、裝修物料及設備

Schedule of Mechanical and Electrical Provisions for Residential Properties
住宅單位機電裝置說明表

House 8
8號洋房

Location 位置	Exposed Type 外露型	Non-exposed Type 非外露型	LG/F 地下低層	G/F 地下	1/F 1樓	2/F 2樓	Roof 天台
Master Bathroom 主人浴室	Lighting Point 燈位	-	-	-	-	11	-
	Door / Window Contact 門/窗磁接觸感測器	-	-	-	-	4	-
	Floor Heating Controller 地暖控制器	-	-	-	-	1	-
	-	Single Socket Outlet 單位電插座	-	-	-	2	-
	-	Fused Connection Unit for Exhaust Fan 接線位連保險絲供抽氣扇	-	-	-	1	-
	-	Double Pole Switch for Thermo Ventilator 雙極開關掣供換氣暖風機	-	-	-	1	-
	-	Fused Connection Unit for Towel Warmer 接線位連保險絲供暖毛巾架	-	-	-	1	-
	-	Fused Connection Point for Floor Heating 接線位連保險絲供地暖	-	-	-	1	-
	-	Gas Water Heater Remote Controller 煤氣熱水爐控制器	-	-	-	1	-
Bathroom 5 浴室5	Lighting Point 燈位	-	-	-	-	5	-
	Door / Window Contact 門/窗磁接觸感測器	-	-	-	-	1	-
	-	Fused Connection Unit for Exhaust Fan 接線位連保險絲供抽氣扇	-	-	-	1	-
	-	Single Socket Outlet 單位電插座	-	-	-	1	-
	-	Double Pole Switch for Thermo Ventilator 雙極開關掣供換氣暖風機	-	-	-	1	-
	-	Gas Water Heater Remote Controller 煤氣熱水爐控制器	-	-	-	1	-
Foyer 3 前廳3	Twin Socket Outlet 雙位電插座	-	-	-	-	1	-
	Security Alarm Keypad 安全警報鍵盤	-	-	-	-	1	-
	Lighting Point 燈位	-	-	-	-	3	-
	Home Automation Lighting Switch 智能家居燈掣	-	-	-	-	3	-
	Door / Window Contact 門/窗磁接觸感測器	-	-	-	-	2	-
	-	Air-conditioner Point 冷氣機接駁點	-	-	-	1	-

Notes:

- “1, 2, ……” denotes the quantity of such provision(s) provided in the residential property.
- The Symbol “-” as shown in the above table denotes “Not Provided”.
- The Symbol “/” as shown in the above table denotes “Not Applicable”.

備註：

- “1, 2, ……”表示提供於該住宅物業內的裝置數量。
- 上表符號「-」表示「不提供」。
- 上表符號「/」表示「不適用」。

23. FITTING, FINISHES AND APPLIANCES
裝置、裝修物料及設備

Schedule of Mechanical and Electrical Provisions for Residential Properties
住宅單位機電裝置說明表

House 8
8號洋房

Location 位置	Exposed Type 外露型	Non-exposed Type 非外露型	LG/F 地下低層	G/F 地下	1/F 1樓	2/F 2樓	Roof 天台
Roof 天台	Isolator for Outdoor Air-Conditioner 室外空調機開關掣	-	-	-	-	-	4
	Lighting Point 燈位	-	-	-	-	-	1
	Water Proof Lighting Switch 防水燈掣	-	-	-	-	-	1
	-	Water Proof Socket Outlet 防水電插座	-	-	-	-	1
	-	Reserved Connection Point for Telephone / Internet 預留接駁點供電話/互聯網	-	-	-	-	1
	-	Water Proof Isolator 防水電掣	-	-	-	-	1
	-	Fused Connection Unit for Gas Water Heater 保險絲接線位供煤氣	-	-	-	-	4
Internal Staircase 內置樓梯	Lighting Point 燈位	-	4	5	5	-	2
	Home Automation Lighting Switch 智能家居燈掣	-	1	-	-	-	1
	Door/Window Contact 門/窗磁接觸感測器	-	1	-	-	1	1

Notes:

- “1, 2,” denotes the quantity of such provision(s) provided in the residential property.
- The Symbol “-” as shown in the above table denotes “Not Provided”.
- The Symbol “/” as shown in the above table denotes “Not Applicable”.

備註:

- “1, 2,” 表示提供於該住宅物業內的裝置數量。
- 上表符號「-」表示「不提供」。
- 上表符號「/」表示「不適用」。

23. FITTING, FINISHES AND APPLIANCES 裝置、裝修物料及設備

Schedule of Mechanical and Electrical Provisions for Residential Properties 住宅單位機電裝置說明表

House 9, House 21, House 26 and House 29 9號洋房、21號洋房、26號洋房及29號洋房

Location 位置	Exposed Type 外露型	Non-exposed Type 非外露型	LG/F 地下低層	G/F 地下	1/F 1樓	2/F 2樓	Roof 天台
Bathroom 5 浴室5	Lighting Point 燈位	-	1	-	-	-	-
	Fused Connection Unit for Exhaust Fan 保險絲接線位供抽氣扇	-	1	-	-	-	-
	Gas Water Heater Remote Controller 煤氣熱水爐控制器	-	1	-	-	-	-
Store (Applicable to House 9 Only) Store 1 (Applicable to House 21, House 26 and House 29 Only) 儲物房 (只適用於9號洋房) 儲物房1 (只適用於21號洋房、 26號洋房及29號洋房)	Twin Socket Outlet 雙位電插座	-	2	-	-	-	-
	Miniature Circuit Breaker Board 總電掣箱	-	1	-	-	-	-
	Reserved Connection Point for Telephone / Internet 預留接駁點供電話/互聯網	-	1	-	-	-	-
	Controller for Security System 保安系統控制器	-	1	-	-	-	-
	Air-conditioner Point 冷氣機接駁點	-	1	-	-	-	-
	Lighting Point 燈位	-	2	-	-	-	-
	Lighting Switch 燈掣	-	1	-	-	-	-
	Door / Window Contact 門/窗磁接觸感測器	-	1	-	-	-	-
Store 2 (Applicable to House 26 and House 29 Only) 儲物房2 (只適用於26號洋房及29號洋房)	Twin Socket Outlet 雙位電插座	-	1	-	-	-	-
	Air-conditioner Point 冷氣機接駁點 (Applicable to House 26 Only) (只適用於26號洋房)	-	1	-	-	-	-
	Lighting Point 燈位	-	1	-	-	-	-
	Lighting Switch 燈掣	-	1	-	-	-	-
Store 2 (Applicable to House 21 Only) 儲物房2 (只適用於21號洋房)	Lighting Point 燈位	-	1	-	-	-	-
	Lighting Switch 燈掣	-	1	-	-	-	-

Notes:

- “1, 2,” denotes the quantity of such provision(s) provided in the residential property.
- The Symbol “-” as shown in the above table denotes “Not Provided”.
- The Symbol “/” as shown in the above table denotes “Not Applicable”.

備註:

- “1, 2,”表示提供於該住宅物業內的裝置數量。
- 上表符號「-」表示「不提供」。
- 上表符號「/」表示「不適用」。

23. FITTING, FINISHES AND APPLIANCES
裝置、裝修物料及設備

Schedule of Mechanical and Electrical Provisions for Residential Properties

住宅單位機電裝置說明表

House 9, House 21, House 26 and House 29

9號洋房、21號洋房、26號洋房及29號洋房

Location 位置	Exposed Type 外露型	Non-exposed Type 非外露型	LG/F 地下低層	G/F 地下	1/F 1樓	2/F 2樓	Roof 天台
Utility Room 工作間	Twin Socket Outlet 雙位電插座	-	1	-	-	-	-
	Twin Socket Outlet 雙位電插座 (Applicable to House 9 Only) (只適用於9號洋房)	-	2	-	-	-	-
	Lighting Point 燈位	-	1	-	-	-	-
	Lighting Switch 燈掣	-	1	-	-	-	-
	Water Supply Connection Point for Washer 來水接駁位供洗衣機	-	1	-	-	-	-
	Drainage Point for Washer 去水位供洗衣機	-	1	-	-	-	-
	Security Alarm Keypad 安全警報鍵盤	-	1	-	-	-	-
	Air-conditioner Point 冷氣機接駁點	-	1	-	-	-	-
Lift Lobby 升降機大堂	Lighting Point 燈位	-	2	-	-	-	-
	Lighting Switch 燈掣	-	2	-	-	-	-
	Air-conditioner Point 冷氣機接駁點	-	1	-	-	-	-
	Hose Reel 消防喉輦 (Applicable to House 9 Only) (只適用於9號洋房)	-	1	-	-	-	-
	Break Glass Unit 火警鐘玻璃 (Applicable to House 9 Only) (只適用於9號洋房)	-	1	-	-	-	-
	Alarm Bell 消防警鐘 (Applicable to House 9 Only) (只適用於9號洋房)	-	1	-	-	-	-
Protected Lobby 保護門廊	Lighting Point 燈位	-	1	-	-	-	-
	Lighting Switch 燈掣	-	1	-	-	-	-
	Door/Window Contact 門/窗磁接觸感測器	-	1	-	-	-	-

Notes:

- "1, 2," denotes the quantity of such provision(s) provided in the residential property.
- The Symbol "-" as shown in the above table denotes "Not Provided".
- The Symbol "/" as shown in the above table denotes "Not Applicable".

備註:

- "1, 2," 表示提供於該住宅物業內的裝置數量。
- 上表符號「-」表示「不提供」。
- 上表符號「/」表示「不適用」。

23. FITTING, FINISHES AND APPLIANCES
裝置、裝修物料及設備

Schedule of Mechanical and Electrical Provisions for Residential Properties

住宅單位機電裝置說明表

House 9, House 21, House 26 and House 29

9號洋房、21號洋房、26號洋房及29號洋房

Location 位置	Exposed Type 外露型	Non-exposed Type 非外露型	LG/F 地下低層	G/F 地下	1/F 1樓	2/F 2樓	Roof 天台
Electrical / Extra Low Voltage Duct 電線或特低壓 電線槽	Fused Connection Unit for Communal Aerial Broadcast Distribution Box 保險絲接線位供公共天線配電箱	-	1	-	-	-	-
Fire Service Pump Room (Applicable to House 9 Only) 消防泵房 (只適用於 9號洋房)	Lighting Point 燈位	-	1	-	-	-	-
	Lighting Switch 燈掣	-	1	-	-	-	-
Living Room and Dining Room 客廳及飯廳	Twin Socket Outlet (Reserved Point only) 雙位電插座(預留暗箱位)	-	-	4	-	-	-
	Connection Point for Telephone / Internet 接駁點供電話/互聯網	-	-	2	-	-	-
	Television / FM Socket Outlet (Reserved Point only) 電視/電台天線插座(預留暗箱位)	-	-	2	-	-	-
	Lighting Point 燈位	-	-	4	-	-	-
	Lighting Switch 燈掣	-	-	3	-	-	-
	Door / Window Contact 門/窗磁接觸感測器	-	-	3	-	-	-
	Air-conditioner Point 冷氣機接駁點	-	-	2	-	-	-
	Fused Connection Unit for Motorized Curtain (Reserved Point only) 保險絲接線位供電動窗簾(預留暗箱位)	-	-	3	-	-	-
Kitchen 廚房	Lighting Point 燈位	-	-	1	-	-	-
	Door / Window Contact 門/窗磁接觸感測器	-	-	4	-	-	-
	Air-conditioner Point 冷氣機接駁點	-	-	1	-	-	-
Lavatory 洗手間	Door / Window Contact 門/窗磁接觸感測器	-	-	1	-	-	-
Maid Room 工人房	Lighting Point 燈位	-	-	1	-	-	-
	Door / Window Contact 門/窗磁接觸感測器	-	-	1	-	-	-

Notes:

- “1, 2,” denotes the quantity of such provision(s) provided in the residential property.
- The Symbol “-” as shown in the above table denotes “Not Provided”.
- The Symbol “/” as shown in the above table denotes “Not Applicable”.

備註:

- “1, 2,” 表示提供於該住宅物業內的裝置數量。
- 上表符號「-」表示「不提供」。
- 上表符號「/」表示「不適用」。

23. FITTING, FINISHES AND APPLIANCES 裝置、裝修物料及設備

Schedule of Mechanical and Electrical Provisions for Residential Properties 住宅單位機電裝置說明表

House 9, House 21, House 26 and House 29
9號洋房、21號洋房、26號洋房及29號洋房

Location 位置	Exposed Type 外露型	Non-exposed Type 非外露型	LG/F 地下低層	G/F 地下	1/F 1樓	2/F 2樓	Roof 天台
Foyer 1 前廳 1	Security Alarm Keypad 安全警報鍵盤	-	-	1	-	-	-
	Video Doorphone 視像對講機	-	-	1	-	-	-
	Lighting Point 燈位	-	-	1	-	-	-
	Lighting Switch 燈掣	-	-	3	-	-	-
	Door / Window Contact 門/窗磁接觸感測器	-	-	1	-	-	-
	Hose Reel 消防喉輦 (Applicable to House 9 Only) (只適用於9號洋房)	-	-	1	-	-	-
	Break Glass Unit 火警鐘玻璃 (Applicable to House 9 Only) (只適用於9號洋房)	-	-	1	-	-	-
	Alarm Bell 消防警鐘 (Applicable to House 9 Only) (只適用於9號洋房)	-	-	1	-	-	-
Garden (facing Main Entrance) 花園 (面向大門)	Water Proof Socket Outlet 防水電插座	-	-	1	-	-	-
	Visitor Panel 訪客對講機	-	-	1	-	-	-
	Lighting Point 燈位	-	-	6	-	-	-
	Gate Release Button 開門開門按鈕	-	-	1	-	-	-
	-	Fused Connection Point for Signage and Gate Electrical Lock 接線位連保險絲供門牌燈及開門電鎖	-	2	-	-	-
Garden (facing Living Room and Dining Room) 花園 (面向客廳及 飯廳)	Lighting Point 燈位	-	-	6	-	-	-
	-	Reserved Connection Point for Telephone / Internet 預留接駁點供電話/互聯網	-	1	-	-	-
	-	Water Proof Socket Outlet 防水電插座	-	1	-	-	-

Notes:

- “1, 2,” denotes the quantity of such provision(s) provided in the residential property.
- The Symbol “-” as shown in the above table denotes “Not Provided”.
- The Symbol “/” as shown in the above table denotes “Not Applicable”.

備註：

- “1, 2,” 表示提供於該住宅物業內的裝置數量。
- 上表符號「-」表示「不提供」。
- 上表符號「/」表示「不適用」。

23. FITTING, FINISHES AND APPLIANCES
裝置、裝修物料及設備

Schedule of Mechanical and Electrical Provisions for Residential Properties

住宅單位機電裝置說明表

House 9, House 21, House 26 and House 29

9號洋房、21號洋房、26號洋房及29號洋房

Location 位置	Exposed Type 外露型	Non-exposed Type 非外露型	LG/F 地下低層	G/F 地下	1/F 1樓	2/F 2樓	Roof 天台
Bedroom 1 睡房 1	Connection Point for Telephone / Internet 接駁點供電話/互聯網	-	-	-	1	-	-
	Television / FM Socket Outlet (Reserved Point only) 電視/電台天線插座(預留暗箱位)	-	-	-	1	-	-
	Panic Alarm Button 緊急警報按鈕	-	-	-	1	-	-
	Lighting Point 燈位	-	-	-	2	-	-
	Lighting Switch 燈掣	-	-	-	1	-	-
	Door / Window Contact 門/窗磁接觸感測器	-	-	-	3	-	-
	Twin Socket Outlet 雙位電插座	-	-	-	1	-	-
	Air-conditioner Point 冷氣機接駁點	-	-	-	1	-	-
	Exhaust Fan Switch 抽氣扇開關	-	-	-	1	-	-
	Fused Connection Unit for Motorized Curtain (Reserved Point only) 保險絲接線位供電動窗簾(預留暗箱位)	-	-	-	2	-	-
Bedroom 2 睡房 2	Connection Point for Telephone / Internet 接駁點供電話/互聯網	-	-	-	1	-	-
	Television / FM Socket Outlet (Reserved Point only) 電視/電台天線插座(預留暗箱位)	-	-	-	1	-	-
	Panic Alarm Button 緊急警報按鈕	-	-	-	1	-	-
	Lighting Point 燈位	-	-	-	3	-	-
	Lighting Switch 燈掣	-	-	-	2	-	-
	Door / Window Contact 門/窗磁接觸感測器	-	-	-	3	-	-
	Twin Socket Outlet (Reserved Point only) 雙位電插座(預留暗箱位)	-	-	-	1	-	-
	Exhaust Fan Switch 抽氣扇開關	-	-	-	1	-	-
	Air-conditioner Point 冷氣機接駁點	-	-	-	1	-	-

Notes:

- “1, 2,” denotes the quantity of such provision(s) provided in the residential property.
- The Symbol “-” as shown in the above table denotes “Not Provided”.
- The Symbol “/” as shown in the above table denotes “Not Applicable”.

備註:

- “1, 2,”表示提供於該住宅物業內的裝置數量。
- 上表符號「-」表示「不提供」。
- 上表符號「/」表示「不適用」。

23. FITTING, FINISHES AND APPLIANCES
裝置、裝修物料及設備

Schedule of Mechanical and Electrical Provisions for Residential Properties

住宅單位機電裝置說明表

House 9, House 21, House 26 and House 29

9號洋房、21號洋房、26號洋房及29號洋房

Location 位置	Exposed Type 外露型	Non-exposed Type 非外露型	LG/F 地下低層	G/F 地下	1/F 1樓	2/F 2樓	Roof 天台
Bedroom 3 睡房3	Connection Point for Telephone / Internet 接駁點供電話/互聯網	-	-	-	1	-	-
	Television / FM Socket Outlet (Reserved Point only) 電視/電台天線插座(預留暗箱位)	-	-	-	1	-	-
	Panic Alarm Button 緊急警報按鈕	-	-	-	1	-	-
	Lighting Point 燈位	-	-	-	2	-	-
	Lighting Switch 燈掣	-	-	-	1	-	-
	Door / Window Contact 門/窗磁接觸感測器	-	-	-	2	-	-
	Twin Socket Outlet (Reserved Point only) 雙位電插座(預留暗箱位)	-	-	-	1	-	-
	Air-conditioner Point 冷氣機接駁點	-	-	-	1	-	-
	Fused Connection Unit for Motorized Curtain (Reserved Point only) 保險絲接線位供電動窗簾(預留暗箱位)	-	-	-	1	-	-
Bathroom 1 浴室1	Lighting Point 燈位	-	-	-	1	-	-
	Fused Connection Unit for Exhaust Fan 保險絲接線位供抽氣扇	-	-	-	1	-	-
	Gas Water Heater Remote Controller 煤氣熱水爐控制器	-	-	-	1	-	-
Bathroom 2 浴室2	Lighting Point 燈位	-	-	-	1	-	-
	Door / Window Contact 門/窗磁接觸感測器	-	-	-	1	-	-
	Fused Connection Unit for Exhaust Fan 保險絲接線位供抽氣扇	-	-	-	1	-	-
	Gas Water Heater Remote Controller 煤氣熱水爐控制器	-	-	-	1	-	-
Bathroom 3 浴室3	Lighting Point 燈位	-	-	-	1	-	-
	Lighting Switch 燈掣	-	-	-	1	-	-
	Door / Window Contact 門/窗磁接觸感測器	-	-	-	2	-	-
	Gas Water Heater Remote Controller 煤氣熱水爐控制器	-	-	-	1	-	-

Notes:

- “1, 2,” denotes the quantity of such provision(s) provided in the residential property.
- The Symbol “-” as shown in the above table denotes “Not Provided”.
- The Symbol “/” as shown in the above table denotes “Not Applicable”.

備註:

- “1, 2,”表示提供於該住宅物業內的裝置數量。
- 上表符號“-”表示「不提供」。
- 上表符號“/”表示「不適用」。

23. FITTING, FINISHES AND APPLIANCES
裝置、裝修物料及設備

Schedule of Mechanical and Electrical Provisions for Residential Properties
住宅單位機電裝置說明表

House 9, House 21, House 26 and House 29
9號洋房、21號洋房、26號洋房及29號洋房

Location 位置	Exposed Type 外露型	Non-exposed Type 非外露型	LG/F 地下低層	G/F 地下	1/F 1樓	2/F 2樓	Roof 天台
Foyer 2 前廳2	Twin Socket Outlet (Reserved Point only) 雙位電插座(預留暗箱位)	-	-	-	1	-	-
	Security Alarm Keypad 安全警報鍵盤	-	-	-	1	-	-
	Lighting Point 燈位	-	-	-	2	-	-
	Lighting Switch 燈掣	-	-	-	2	-	-
	Air-conditioner Point 冷氣機接駁點	-	-	-	1	-	-
Master Bedroom 主人睡房	Twin Socket Outlet (Reserved Point only) 雙位電插座(預留暗箱位)	-	-	-	-	2	-
	Connection Point for Telephone / Internet 接駁點供電話/互聯網	-	-	-	-	1	-
	Television / FM Socket Outlet (Reserved Point only) 電視/電台天線插座(預留暗箱位)	-	-	-	-	1	-
	Lighting Point 燈位	-	-	-	-	2	-
	Lighting Switch 燈掣	-	-	-	-	2	-
	Door / Window Contact 門/窗磁接觸感測器	-	-	-	-	3	-
	Panic Alarm Button 緊急警報按鈕	-	-	-	-	1	-
	Air-conditioner Point 冷氣機接駁點	-	-	-	-	1	-
	Fused Connection Unit for Motorized Curtain (Reserved Point only) 保險絲接線位供電動窗簾(預留暗箱位)	-	-	-	-	2	-
Dressing Room 更衣室	Lighting Point 燈位	-	-	-	-	1	-
	Lighting Switch 燈掣	-	-	-	-	1	-
	Air-conditioner Point 冷氣機接駁點	-	-	-	-	1	-

Notes:

- “1, 2,” denotes the quantity of such provision(s) provided in the residential property.
- The Symbol “-” as shown in the above table denotes “Not Provided”.
- The Symbol “/” as shown in the above table denotes “Not Applicable”.

備註:

- “1, 2,”表示提供於該住宅物業內的裝置數量。
- 上表符號「-」表示「不提供」。
- 上表符號「/」表示「不適用」。

23. FITTING, FINISHES AND APPLIANCES 裝置、裝修物料及設備

Schedule of Mechanical and Electrical Provisions for Residential Properties 住宅單位機電裝置說明表

House 9, House 21, House 26 and House 29
9號洋房、21號洋房、26號洋房及29號洋房

Location 位置	Exposed Type 外露型	Non-exposed Type 非外露型	LG/F 地下低層	G/F 地下	1/F 1樓	2/F 2樓	Roof 天台
Study Room 書房	Twin Socket Outlet (Reserved Point only) 雙位電插座(預留暗箱位)	-	-	-	-	1	-
	Connection Point for Telephone / Internet 接駁點供電話/互聯網	-	-	-	-	1	-
	Television / FM Socket Outlet (Reserved Point only) 電視/電台天線插座(預留暗箱位)	-	-	-	-	1	-
	Lighting Point 燈位	-	-	-	-	2	-
	Lighting Switch 燈掣	-	-	-	-	2	-
	Door / Window Contact 門/窗磁接觸感測器	-	-	-	-	2	-
	Air-conditioner Point 冷氣機接駁點	-	-	-	-	1	-
	Fused Connection Unit for Motorized Curtain (Reserved Point only) 保險絲接線位供電動窗簾(預留暗箱位)	-	-	-	-	1	-
Master Bathroom 主人浴室	Lighting Point 燈位	-	-	-	-	1	-
	Door / Window Contact 門/窗磁接觸感測器	-	-	-	-	2	-
	Gas Water Heater Remote Controller 煤氣熱水爐控制器	-	-	-	-	1	-
Bathroom 4 浴室4	Lighting Point 燈位	-	-	-	-	1	-
	Door / Window Contact 門/窗磁接觸感測器	-	-	-	-	1	-
	Fused Connection Unit for Exhaust Fan 保險絲接線位供抽氣扇	-	-	-	-	1	-
	Gas Water Heater Remote Controller 煤氣熱水爐控制器	-	-	-	-	1	-

Notes:

- “1, 2,” denotes the quantity of such provision(s) provided in the residential property.
- The Symbol “-” as shown in the above table denotes “Not Provided”.
- The Symbol “/” as shown in the above table denotes “Not Applicable”.

備註:

- “1, 2,” 表示提供於該住宅物業內的裝置數量。
- 上表符號「-」表示「不提供」。
- 上表符號「/」表示「不適用」。

23. FITTING, FINISHES AND APPLIANCES
裝置、裝修物料及設備

Schedule of Mechanical and Electrical Provisions for Residential Properties
住宅單位機電裝置說明表

House 9, House 21, House 26 and House 29
9號洋房、21號洋房、26號洋房及29號洋房

Location 位置	Exposed Type 外露型	Non-exposed Type 非外露型	LG/F 地下低層	G/F 地下	1/F 1樓	2/F 2樓	Roof 天台
Foyer 3 前廳3	Twin Socket Outlet (Reserved Point only) 雙位電插座(預留暗箱位)	-	-	-	-	1	-
	Security Alarm Keypad 安全警報鍵盤	-	-	-	-	1	-
	Lighting Point 燈位	-	-	-	-	1	-
	Air-conditioner Point 冷氣機接駁點	-	-	-	-	1	-
	Hose Reel 消防喉轆 (Applicable to House 9 Only) (只適用於9號洋房)	-	-	-	-	1	-
	Break Glass Unit 火警鐘玻璃 (Applicable to House 9 Only) (只適用於9號洋房)	-	-	-	-	1	-
	Alarm Bell 消防警鐘 (Applicable to House 9 Only) (只適用於9號洋房)	-	-	-	-	1	-
Roof 天台	Isolator for Outdoor Air-Conditioner 室外空調機開關掣	-	-	-	-	-	2
	Lighting Point 燈位	-	-	-	-	-	8
	Water Proof Lighting Switch 防水燈掣	-	-	-	-	-	1
	-	Reserved Connection Point for Telephone / Internet 預留接駁點供電話/互聯網	-	-	-	-	1
	-	Water Proof Isolator 防水電掣	-	-	-	-	1
	-	Fused Connection Unit for Gas Water Heater 煤氣接線位連保險	-	-	-	-	3
Internal Staircase 內置樓梯	Lighting Point 燈位	-	2	1	2	3	2
	Lighting Switch 燈掣	-	2	1	-	2	-
	Door/Window Contact 門/窗磁接觸感測器	-	3	4	4	1	-

Notes:

- “1, 2,” denotes the quantity of such provision(s) provided in the residential property.
- The Symbol “-” as shown in the above table denotes “Not Provided”.
- The Symbol “/” as shown in the above table denotes “Not Applicable”.

備註:

- “1, 2,”表示提供於該住宅物業內的裝置數量。
- 上表符號「-」表示「不提供」。
- 上表符號「/」表示「不適用」。

23. FITTING, FINISHES AND APPLIANCES 裝置、裝修物料及設備

Schedule of Mechanical and Electrical Provisions for Residential Properties

住宅單位機電裝置說明表

House 10 and House 18

10號洋房及18號洋房

Location 位置	Exposed Type 外露型	Non-exposed Type 非外露型	LG/F 地下低層	G/F 地下	1/F 1樓	2/F 2樓	Roof 天台
Bathroom 6 浴室6	Lighting Point 燈位	-	1	-	-	-	-
	Fused Connection Unit for Exhaust Fan 保險絲接線位供抽氣扇	-	1	-	-	-	-
	Gas Water Heater Remote Controller 煤氣熱水爐控制器	-	1	-	-	-	-
Bathroom 7 (Applicable to House 10 Only) 浴室7 (只適用於 10號洋房)	Lighting Point 燈位	-	1	-	-	-	-
	Fused Connection Unit for Exhaust Fan 保險絲接線位供抽氣扇	-	1	-	-	-	-
	Gas Water Heater Remote Controller 煤氣熱水爐控制器	-	1	-	-	-	-
Lavatory (Applicable to House 18 Only) 洗手間 (只適用於 18號洋房)	Lighting Point 燈位	-	1	-	-	-	-
	Fused Connection Unit for Exhaust Fan 保險絲接線位供抽氣扇	-	1	-	-	-	-
Maid Room 工人房	Single Socket Outlet 單位電插座	-	1	-	-	-	-
	Air-conditioner Point 冷氣機接駁點	-	1	-	-	-	-
	Lighting Point 燈位	-	1	-	-	-	-
	Lighting Switch 燈掣	-	1	-	-	-	-
	Door / Window Contact 門/窗磁接觸感測器	-	1	-	-	-	-
	Exhaust Fan Switch 抽氣扇開關	-	1	-	-	-	-
Store 1 (Applicable to House 10 Only) 儲物房1 (只適用於 10號洋房)	Twin Socket Outlet 雙位電插座	-	1	-	-	-	-
	Lighting Point 燈位	-	1	-	-	-	-
	Lighting Switch 燈掣	-	1	-	-	-	-
	Air-conditioner Point 冷氣機接駁點	-	1	-	-	-	-

Notes:

- “1, 2, ……” denotes the quantity of such provision(s) provided in the residential property.
- The Symbol “-” as shown in the above table denotes “Not Provided”.
- The Symbol “/” as shown in the above table denotes “Not Applicable”.

備註：

- “1, 2, ……”表示提供於該住宅物業內的裝置數量。
- 上表符號「-」表示「不提供」。
- 上表符號「/」表示「不適用」。

23. FITTING, FINISHES AND APPLIANCES
裝置、裝修物料及設備

Schedule of Mechanical and Electrical Provisions for Residential Properties

住宅單位機電裝置說明表

House 10 and House 18

10號洋房及18號洋房

Location 位置	Exposed Type 外露型	Non-exposed Type 非外露型	LG/F 地下低層	G/F 地下	1/F 1樓	2/F 2樓	Roof 天台
Store 1 (Applicable to House 18 Only) 儲物房1 (只適用於 18號洋房)	Twin Socket Outlet 雙位電插座	-	2	-	-	-	-
	Single Socket Outlet 單位電插座	-	1	-	-	-	-
	Miniature Circuit Breaker Board 總電掣箱	-	1	-	-	-	-
	Reserved Connection Point for Telephone / Internet 預留接駁點供電話/互聯網	-	1	-	-	-	-
	Controller for Security System 保安系統控制器	-	1	-	-	-	-
	Security Alarm Keypad 安全警報鍵盤	-	1	-	-	-	-
	Air-conditioner Point 冷氣機接駁點	-	1	-	-	-	-
	Lighting Point 燈位	-	1	-	-	-	-
	Lighting Switch 燈掣	-	1	-	-	-	-
	Door / Window Contact 門/窗磁接觸感測器	-	1	-	-	-	-
	Store 2 儲物房2	Single Socket Outlet 單位電插座	-	1	-	-	-
Air-conditioner Point 冷氣機接駁點		-	1	-	-	-	-
Lighting Point 燈位		-	1	-	-	-	-
Lighting Switch 燈掣		-	1	-	-	-	-
Store 3 (Applicable to House 18 Only) 儲物房3 (只適用於 18號洋房)	Single Socket Outlet 單位電插座	-	1	-	-	-	-
	Lighting Point 燈位	-	1	-	-	-	-
	Lighting Switch 燈掣	-	1	-	-	-	-
	Door / Window Contact 門/窗磁接觸感測器	-	1	-	-	-	-
	Air-conditioner Point 冷氣機接駁點	-	1	-	-	-	-
	Water Supply Connection Point for Washer 來水接駁位供洗衣機	-	1	-	-	-	-
	Drainage Point for Washer 去水位供洗衣機	-	1	-	-	-	-

Notes:

- “1, 2, ……” denotes the quantity of such provision(s) provided in the residential property.
- The Symbol “-” as shown in the above table denotes “Not Provided”.
- The Symbol “/” as shown in the above table denotes “Not Applicable”.

備註:

- “1, 2, ……”表示提供於該住宅物業內的裝置數量。
- 上表符號「-」表示「不提供」。
- 上表符號「/」表示「不適用」。

23. FITTING, FINISHES AND APPLIANCES
裝置、裝修物料及設備

Schedule of Mechanical and Electrical Provisions for Residential Properties

住宅單位機電裝置說明表

House 10 and House 18

10號洋房及18號洋房

Location 位置	Exposed Type 外露型	Non-exposed Type 非外露型	LG/F 地下低層	G/F 地下	1/F 1樓	2/F 2樓	Roof 天台
Utility Room (Applicable to House 10 Only) 工作間 (只適用於 10號洋房)	Miniature Circuit Breaker Board 總電掣箱	-	1	-	-	-	-
	Reserved Connection Point for Telephone / Internet 預留接駁點供電話/互聯網	-	1	-	-	-	-
	Controller for Security System 保安系統控制器	-	1	-	-	-	-
	Security Alarm Keypad 安全警報鍵盤	-	1	-	-	-	-
	Twin Socket Outlet 雙位電插座	-	3	-	-	-	-
	Lighting Point 燈位	-	1	-	-	-	-
	Lighting Switch 燈掣	-	1	-	-	-	-
	Door / Window Contact 門/窗磁接觸感測器	-	1	-	-	-	-
	Air-conditioner Point 冷氣機接駁點	-	1	-	-	-	-
Utility Room (Applicable to House 18 Only) 工作間 (只適用於 18號洋房)	Twin Socket Outlet 雙位電插座	-	1	-	-	-	-
	Lighting Point 燈位	-	1	-	-	-	-
	Lighting Switch 燈掣	-	1	-	-	-	-
	Air-conditioner Point 冷氣機接駁點	-	1	-	-	-	-
Foyer 4 (Applicable to House 10 Only) 前廳4 (只適用於 10號洋房)	Twin Socket Outlet 雙位電插座	-	1	-	-	-	-
	Reserved Connection Point for Telephone / Internet 預留接駁點供電話/互聯網	-	1	-	-	-	-
	Lighting Point 燈位	-	1	-	-	-	-
	Lighting Switch 燈掣	-	1	-	-	-	-
	Air-conditioner Point 冷氣機接駁點	-	1	-	-	-	-
Corridor 1 (Applicable to House 10 Only) 走廊1 (只適用於 10號洋房)	Lighting Point 燈位	-	1	-	-	-	-
	Lighting Switch 燈掣	-	1	-	-	-	-
	Exhaust Fan Switch 抽氣扇開關	-	1	-	-	-	-

Notes:

- “1, 2,” denotes the quantity of such provision(s) provided in the residential property.
- The Symbol “-” as shown in the above table denotes “Not Provided”.
- The Symbol “/” as shown in the above table denotes “Not Applicable”.

備註:

- “1, 2,”表示提供於該住宅物業內的裝置數量。
- 上表符號“-”表示「不提供」。
- 上表符號“/”表示「不適用」。

23. FITTING, FINISHES AND APPLIANCES 裝置、裝修物料及設備

Schedule of Mechanical and Electrical Provisions for Residential Properties

住宅單位機電裝置說明表

House 10 and House 18

10號洋房及18號洋房

Location 位置	Exposed Type 外露型	Non-exposed Type 非外露型	LG/F 地下低層	G/F 地下	1/F 1樓	2/F 2樓	Roof 天台
Corridor 1 (Applicable to House 18 Only) 走廊1 (只適用於 18號洋房)	Lighting Point 燈位	-	2	-	-	-	-
	Lighting Switch 燈掣	-	3	-	-	-	-
	Home Automation Lighting Switch 智能家居燈掣	-	1	-	-	-	-
	Door / Window Contact 門/窗磁接觸感測器	-	1	-	-	-	-
	Reserved Connection Point for Telephone / Internet 預留接駁點供電話/互聯網	-	1	-	-	-	-
	Exhaust Fan Switch 抽氣扇開關	-	1	-	-	-	-
Lift Lobby (Applicable to House 10 Only) 升降機大堂 (只適用於 10號洋房)	Lighting Point 燈位	-	1	-	-	-	-
	Lighting Switch 燈掣	-	1	-	-	-	-
Lift Lobby (Applicable to House 18 Only) 升降機大堂 (只適用於 18號洋房)	Lighting Point 燈位	-	1	-	-	-	-
	Lighting Switch 燈掣	-	1	-	-	-	-
	Twin Socket Outlet 雙位電插座	-	1	-	-	-	-
	Reserved Connection Point for Telephone / Internet 預留接駁點供電話/互聯網	-	1	-	-	-	-
Protected Lobby 保護門廊	Lighting Point 燈位	-	1	-	-	-	-
	Lighting Switch 燈掣	-	1	-	-	-	-
Electrical / Extra Low Voltage Duct 電線或特低壓 電線槽	Fused Connection Unit for Communal Aerial Broadcast Distribution Box 保險絲接線位供公共天線配電箱	-	1	-	-	-	-

Notes:

- “1, 2,” denotes the quantity of such provision(s) provided in the residential property.
- The Symbol “-” as shown in the above table denotes “Not Provided”.
- The Symbol “/” as shown in the above table denotes “Not Applicable”.

備註:

- “1, 2,” 表示提供於該住宅物業內的裝置數量。
- 上表符號「-」表示「不提供」。
- 上表符號「/」表示「不適用」。

23. FITTING, FINISHES AND APPLIANCES
裝置、裝修物料及設備

Schedule of Mechanical and Electrical Provisions for Residential Properties
住宅單位機電裝置說明表

House 10 and House 18
10號洋房及18號洋房

Location 位置	Exposed Type 外露型	Non-exposed Type 非外露型	LG/F 地下低層	G/F 地下	1/F 1樓	2/F 2樓	Roof 天台
Living Room and Dining Room 客廳及飯廳	Twin Socket Outlet (Reserved Point only) 雙位電插座(預留暗箱位)	-	-	4	-	-	-
	Connection Point for Telephone / Internet 接駁點供電話/互聯網	-	-	2	-	-	-
	Television / FM Socket Outlet (Reserved Point only) 電視/電台天線插座(預留暗箱位)	-	-	2	-	-	-
	Lighting Point 燈位	-	-	3	-	-	-
	Lighting Switch 燈掣	-	-	5	-	-	-
	Door / Window Contact 門/窗磁接觸感測器	-	-	5	-	-	-
	Air-conditioner Point 冷氣機接駁點	-	-	4	-	-	-
	Fused Connection Unit for Motorized Curtain (Reserved Point only) 保險絲接線位供電動窗簾(預留暗箱位)	-	-	4	-	-	-
Kitchen 廚房	Lighting Point 燈位	-	-	1	-	-	-
	Lighting Switch 燈掣	-	-	1	-	-	-
	Home Automation Lighting Switch 智能家居燈掣	-	-	1	-	-	-
	Door / Window Contact 門/窗磁接觸感測器	-	-	1	-	-	-
	Door Bell 門鈴	-	-	1	-	-	-
	Air-conditioner Point 冷氣機接駁點	-	-	2	-	-	-
Bathroom 浴室	Lighting Point 燈位	-	-	1	-	-	-
	Lighting Switch 燈掣	-	-	1	-	-	-
	Home Automation Lighting Switch 智能家居燈掣	-	-	1	-	-	-
	Door / Window Contact 門/窗磁接觸感測器	-	-	1	-	-	-
	Fused Connection Unit for Motorized Curtain (Reserved Point only) 保險絲接線位供電動窗簾(預留暗箱位)	-	-	1	-	-	-

Notes:

- “1, 2,” denotes the quantity of such provision(s) provided in the residential property.
- The Symbol “-” as shown in the above table denotes “Not Provided”.
- The Symbol “/” as shown in the above table denotes “Not Applicable”.

備註:

- “1, 2,”表示提供於該住宅物業內的裝置數量。
- 上表符號“-”表示「不提供」。
- 上表符號“/”表示「不適用」。

23. FITTING, FINISHES AND APPLIANCES
裝置、裝修物料及設備

Schedule of Mechanical and Electrical Provisions for Residential Properties

住宅單位機電裝置說明表

House 10 and House 18

10號洋房及18號洋房

Location 位置	Exposed Type 外露型	Non-exposed Type 非外露型	LG/F 地下低層	G/F 地下	1/F 1樓	2/F 2樓	Roof 天台
Foyer 1 前廳 1	Twin Socket Outlet (Reserved Point only) 雙位電插座 (預留暗箱位)	-	-	1	-	-	-
	Security Alarm Keypad 安全警報鍵盤	-	-	1	-	-	-
	Video Doorphone 視像對講機	-	-	1	-	-	-
	Lighting Point 燈位	-	-	1	-	-	-
	Lighting Switch 燈掣	-	-	2	-	-	-
	Door / Window Contact 門 / 窗磁接觸感測器	-	-	2	-	-	-
	Air-conditioner Point 冷氣機接駁點	-	-	1	-	-	-
Garden (facing Main Entrance) 花園 (面向大門)	Water Proof Socket Outlet 防水電插座	-	-	1	-	-	-
	Visitor Panel 訪客對講機	-	-	1	-	-	-
	Lighting Point 燈位	-	-	8	-	-	-
	Gate Release Button 開門開門按鈕	-	-	1	-	-	-
	Fused Connection Point for Signage and Gate Electrical Lock 接線位連保險絲供門牌燈及開門電鎖	-	-	2	-	-	-
Garden (facing Living Room and Dining Room) 花園 (面向客廳及 飯廳)	Lighting Point 燈位	-	-	6	-	-	-
	Reserved Connection Point for Telephone / Internet 預留接駁點供電話 / 互聯網	-	-	1	-	-	-
	Water Proof Socket Outlet 防水電插座	-	-	1	-	-	-
	Emergency Call Bell Button 緊急召喚鐘按鈕 (Applicable to House 18 Only) (只適用於 18 號洋房)	-	-	1	-	-	-
Family Room 家庭室	Twin Socket Outlet (Reserved Point only) 雙位電插座 (預留暗箱位)	-	-	-	1	-	-
	Lighting Point 燈位	-	-	-	2	-	-
	Lighting Switch 燈掣	-	-	-	1	-	-
	Door / Window Contact 門 / 窗磁接觸感測器	-	-	-	2	-	-
	Air-conditioner Point 冷氣機接駁點	-	-	-	2	-	-

Notes:

- "1, 2," denotes the quantity of such provision(s) provided in the residential property.
- The Symbol "-" as shown in the above table denotes "Not Provided".
- The Symbol "/" as shown in the above table denotes "Not Applicable".

備註:

- "1, 2," 表示提供於該住宅物業內的裝置數量。
- 上表符號「-」表示「不提供」。
- 上表符號「/」表示「不適用」。

23. FITTING, FINISHES AND APPLIANCES
裝置、裝修物料及設備

Schedule of Mechanical and Electrical Provisions for Residential Properties

住宅單位機電裝置說明表

House 10 and House 18

10號洋房及18號洋房

Location 位置	Exposed Type 外露型	Non-exposed Type 非外露型	LG/F 地下低層	G/F 地下	1/F 1樓	2/F 2樓	Roof 天台
Bedroom 1 睡房 1	Connection Point for Telephone / Internet 接駁點供電話/互聯網	-	-	-	1	-	-
	Television / FM Socket Outlet (Reserved Point only) 電視/電台天線插座(預留暗箱位)	-	-	-	1	-	-
	Panic Alarm Button 緊急警報按鈕	-	-	-	1	-	-
	Lighting Point 燈位	-	-	-	2	-	-
	Lighting Switch 燈掣	-	-	-	2	-	-
	Door / Window Contact 門/窗磁接觸感測器	-	-	-	3	-	-
	Twin Socket Outlet (Reserved Point only) 雙位電插座(預留暗箱位)	-	-	-	1	-	-
	Air-conditioner Point 冷氣機接駁點	-	-	-	2	-	-
	Fused Connection Unit for Motorized Curtain (Reserved Point only) 保險絲接線位供電動窗簾(預留暗箱位)	-	-	-	1	-	-
Bedroom 2 睡房 2	Connection Point for Telephone / Internet 接駁點供電話/互聯網	-	-	-	1	-	-
	Television / FM Socket Outlet (Reserved Point only) 電視/電台天線插座(預留暗箱位)	-	-	-	1	-	-
	Panic Alarm Button 緊急警報按鈕	-	-	-	1	-	-
	Lighting Point 燈位	-	-	-	2	-	-
	Lighting Switch 燈掣	-	-	-	2	-	-
	Home Automation Lighting Switch 智能家居燈掣	-	-	-	1	-	-
	Door / Window Contact 門/窗磁接觸感測器	-	-	-	2	-	-
	Twin Socket Outlet (Reserved Point only) 雙位電插座(預留暗箱位)	-	-	-	1	-	-
	Air-conditioner Point 冷氣機接駁點	-	-	-	1	-	-
	Fused Connection Unit for Motorized Curtain (Reserved Point only) 保險絲接線位供電動窗簾(預留暗箱位)	-	-	-	1	-	-

Notes:

- “1, 2,” denotes the quantity of such provision(s) provided in the residential property.
- The Symbol “-” as shown in the above table denotes “Not Provided”.
- The Symbol “/” as shown in the above table denotes “Not Applicable”.

備註:

- “1, 2,”表示提供於該住宅物業內的裝置數量。
- 上表符號“-”表示「不提供」。
- 上表符號“/”表示「不適用」。

23. FITTING, FINISHES AND APPLIANCES
裝置、裝修物料及設備

Schedule of Mechanical and Electrical Provisions for Residential Properties

住宅單位機電裝置說明表

House 10 and House 18

10號洋房及18號洋房

Location 位置	Exposed Type 外露型	Non-exposed Type 非外露型	LG/F 地下低層	G/F 地下	1/F 1樓	2/F 2樓	Roof 天台
Bedroom 3 睡房3	Connection Point for Telephone / Internet 接駁點供電話/互聯網	-	-	-	1	-	-
	Television / FM Socket Outlet (Reserved Point only) 電視/電台天線插座(預留暗箱位)	-	-	-	1	-	-
	Panic Alarm Button 緊急警報按鈕	-	-	-	1	-	-
	Lighting Point 燈位	-	-	-	2	-	-
	Lighting Switch 燈掣	-	-	-	2	-	-
	Door / Window Contact 門/窗磁接觸感測器	-	-	-	2	-	-
	Twin Socket Outlet (Reserved Point only) 雙位電插座(預留暗箱位)	-	-	-	1	-	-
	Air-conditioner Point 冷氣機接駁點	-	-	-	1	-	-
	Fused Connection Unit for Motorized Curtain (Reserved Point only) 保險絲接線位供電動窗簾(預留暗箱位)	-	-	-	1	-	-
Bedroom 4 睡房4	Connection Point for Telephone / Internet 接駁點供電話/互聯網	-	-	-	1	-	-
	Television / FM Socket Outlet (Reserved Point only) 電視/電台天線插座(預留暗箱位)	-	-	-	1	-	-
	Panic Alarm Button 緊急警報按鈕	-	-	-	1	-	-
	Lighting Point 燈位	-	-	-	2	-	-
	Lighting Switch 燈掣	-	-	-	2	-	-
	Door / Window Contact 門/窗磁接觸感測器	-	-	-	1	-	-
	Twin Socket Outlet (Reserved Point only) 雙位電插座(預留暗箱位)	-	-	-	1	-	-
	Air-conditioner Point 冷氣機接駁點	-	-	-	1	-	-
	Fused Connection Unit for Motorized Curtain (Reserved Point only) 保險絲接線位供電動窗簾(預留暗箱位)	-	-	-	1	-	-
Bathroom 1 浴室1	Lighting Point 燈位	-	-	-	1	-	-
	Door / Window Contact 門/窗磁接觸感測器	-	-	-	1	-	-
	Gas Water Heater Remote Controller 煤氣熱水爐控制器	-	-	-	1	-	-

Notes:

- “1, 2,” denotes the quantity of such provision(s) provided in the residential property.
- The Symbol “-” as shown in the above table denotes “Not Provided”.
- The Symbol “/” as shown in the above table denotes “Not Applicable”.

備註:

- “1, 2,”表示提供於該住宅物業內的裝置數量。
- 上表符號“-”表示「不提供」。
- 上表符號“/”表示「不適用」。

23. FITTING, FINISHES AND APPLIANCES
裝置、裝修物料及設備

Schedule of Mechanical and Electrical Provisions for Residential Properties

住宅單位機電裝置說明表

House 10 and House 18

10號洋房及18號洋房

Location 位置	Exposed Type 外露型	Non-exposed Type 非外露型	LG/F 地下低層	G/F 地下	1/F 1樓	2/F 2樓	Roof 天台
Bathroom 2 浴室2	Lighting Point 燈位	-	-	-	1	-	-
	Door / Window Contact 門/窗磁接觸感測器	-	-	-	1	-	-
	Gas Water Heater Remote Controller 煤氣熱水爐控制器	-	-	-	1	-	-
Bathroom 3 浴室3	Lighting Point 燈位	-	-	-	1	-	-
	Door / Window Contact 門/窗磁接觸感測器	-	-	-	1	-	-
	Gas Water Heater Remote Controller 煤氣熱水爐控制器	-	-	-	1	-	-
Bathroom 4 浴室4	Lighting Point 燈位	-	-	-	1	-	-
	Door / Window Contact 門/窗磁接觸感測器	-	-	-	1	-	-
	Gas Water Heater Remote Controller 煤氣熱水爐控制器	-	-	-	1	-	-
Foyer 2 前廳2	Twin Socket Outlet (Reserved Point only) 雙位電插座(預留暗箱位)	-	-	-	1	-	-
	Security Alarm Keypad 安全警報鍵盤	-	-	-	1	-	-
	Lighting Point 燈位	-	-	-	2	-	-
	Lighting Switch 燈掣	-	-	-	1	-	-
Master Bedroom 主人睡房	Twin Socket Outlet (Reserved Point only) 雙位電插座(預留暗箱位)	-	-	-	-	4	-
	Connection Point for Telephone / Internet 接駁點供電話/互聯網	-	-	-	-	1	-
	Television / FM Socket Outlet (Reserved Point only) 電視/電台天線插座(預留暗箱位)	-	-	-	-	1	-
	Lighting Point 燈位	-	-	-	-	2	-
	Lighting Switch 燈掣	-	-	-	-	1	-
	Door / Window Contact 門/窗磁接觸感測器	-	-	-	-	5	-
	Panic Alarm Button 緊急警報按鈕	-	-	-	-	1	-
	Air-conditioner Point 冷氣機接駁點	-	-	-	-	3	-
	Fused Connection Unit for Motorized Curtain (Reserved Point only) 保險絲接線位供電動窗簾(預留暗箱位)	-	-	-	-	2	-

Notes:

- “1, 2,” denotes the quantity of such provision(s) provided in the residential property.
- The Symbol “-” as shown in the above table denotes “Not Provided”.
- The Symbol “/” as shown in the above table denotes “Not Applicable”.

備註:

- “1, 2,”表示提供於該住宅物業內的裝置數量。
- 上表符號“-”表示「不提供」。
- 上表符號“/”表示「不適用」。

23. FITTING, FINISHES AND APPLIANCES
裝置、裝修物料及設備

Schedule of Mechanical and Electrical Provisions for Residential Properties

住宅單位機電裝置說明表

House 10 and House 18

10號洋房及18號洋房

Location 位置	Exposed Type 外露型	Non-exposed Type 非外露型	LG/F 地下低層	G/F 地下	1/F 1樓	2/F 2樓	Roof 天台
Walk-In Closet 衣帽間	Lighting Point 燈位	-	-	-	-	1	-
	Lighting Switch 燈掣	-	-	-	-	1	-
	Air-conditioner Point 冷氣機接駁點	-	-	-	-	1	-
Study Room 書房	Twin Socket Outlet (Reserved Point only) 雙位電插座(預留暗箱位)	-	-	-	-	2	-
	Connection Point for Telephone / Internet 接駁點供電話/互聯網	-	-	-	-	1	-
	Television / FM Socket Outlet (Reserved Point only) 電視/電台天線插座(預留暗箱位)	-	-	-	-	1	-
	Lighting Point 燈位	-	-	-	-	2	-
	Lighting Switch 燈掣	-	-	-	-	1	-
	Door / Window Contact 門/窗磁接觸感測器	-	-	-	-	3	-
	Air-conditioner Point 冷氣機接駁點	-	-	-	-	2	-
	Fused Connection Unit for Motorized Curtain (Reserved Point only) 保險絲接線位供電動窗簾(預留暗箱位)	-	-	-	-	1	-
Master Bathroom 主人浴室	Lighting Point 燈位	-	-	-	-	1	-
	Door / Window Contact 門/窗磁接觸感測器	-	-	-	-	2	-
	Gas Water Heater Remote Controller 煤氣熱水爐控制器	-	-	-	-	1	-
Bathroom 5 浴室5	Lighting Point 燈位	-	-	-	-	1	-
	Door / Window Contact 門/窗磁接觸感測器	-	-	-	-	1	-
	Gas Water Heater Remote Controller 煤氣熱水爐控制器	-	-	-	-	1	-
Foyer 3 前廳3	Twin Socket Outlet (Reserved Point only) 雙位電插座(預留暗箱位)	-	-	-	-	1	-
	Security Alarm Keypad 安全警報鍵盤	-	-	-	-	1	-
	Lighting Point 燈位	-	-	-	-	1	-
	Lighting Switch 燈掣	-	-	-	-	1	-
	Air-conditioner Point 冷氣機接駁點	-	-	-	-	1	-

Notes:

- "1, 2," denotes the quantity of such provision(s) provided in the residential property.
- The Symbol "-" as shown in the above table denotes "Not Provided".
- The Symbol "/" as shown in the above table denotes "Not Applicable".

備註:

- "1, 2," 表示提供於該住宅物業內的裝置數量。
- 上表符號「-」表示「不提供」。
- 上表符號「/」表示「不適用」。

23. FITTING, FINISHES AND APPLIANCES
裝置、裝修物料及設備

Schedule of Mechanical and Electrical Provisions for Residential Properties

住宅單位機電裝置說明表

House 10 and House 18

10號洋房及18號洋房

Location 位置	Exposed Type 外露型	Non-exposed Type 非外露型	LG/F 地下低層	G/F 地下	1/F 1樓	2/F 2樓	Roof 天台
Roof 天台	Isolator for Outdoor Air-Conditioner 室外空調機開關掣	-	-	-	-	-	3
	Lighting Point 燈位	-	-	-	-	-	8
	Water Proof Socket Outlet 防水電插座	-	-	-	-	-	1
	Reserved Connection Point for Telephone / Internet 預留接駁點供電話/互聯網	-	-	-	-	-	1
	Water Proof Isolator 防水電掣	-	-	-	-	-	1
	Water Proof Lighting Switch 防水燈掣	-	-	-	-	-	1
Internal Staircase 內置樓梯	Lighting Point 燈位	-	2	3	2	2	2
	Lighting Switch 燈掣	-	2	1	1	1	-
	Door/Window Contact 門/窗磁接觸感測器	-	1	2	-	-	1

Notes:

- “1, 2,” denotes the quantity of such provision(s) provided in the residential property.
- The Symbol “-” as shown in the above table denotes “Not Provided”.
- The Symbol “/” as shown in the above table denotes “Not Applicable”.

備註：

- “1, 2,”表示提供於該住宅物業內的裝置數量。
- 上表符號「-」表示「不提供」。
- 上表符號「/」表示「不適用」。

23. FITTING, FINISHES AND APPLIANCES
裝置、裝修物料及設備

Schedule of Mechanical and Electrical Provisions for Residential Properties
住宅單位機電裝置說明表

House 11, House 20, House 22, House 23 and House 27
11號洋房、20號洋房、22號洋房、23號洋房及27號洋房

Location 位置	Exposed Type 外露型	Non-exposed Type 非外露型	LG/F 地下低層	G/F 地下	1/F 1樓	2/F 2樓	Roof 天台
Bathroom 5 浴室5	Lighting Point 燈位	-	2	-	-	-	-
	-	Fused Connection Unit for Exhaust Fan 保險絲接線位供抽氣扇	1	-	-	-	-
	-	Gas Water Heater Remote Controller 煤氣熱水爐控制器	1	-	-	-	-
Store 1 儲物房1	Twin Socket Outlet 雙位電插座	-	2	-	-	-	-
	Miniature Circuit Breaker Board 總電掣箱	-	1	-	-	-	-
	Reserved Connection Point for Telephone / Internet 預留接駁點供電話/互聯網	-	1	-	-	-	-
	Controller for Security System 保安系統控制器	-	1	-	-	-	-
	Air-conditioner Point 冷氣機接駁點	-	1	-	-	-	-
	Lighting Point 燈位	-	2	-	-	-	-
	Lighting Switch 燈掣	-	1	-	-	-	-
	Door / Window Contact 門/窗磁接觸感測器	-	1	-	-	-	-
Store 2 (Applicable to House 20 Only) 儲物房2 (只適用於 20號洋房)	Twin Socket Outlet 雙位電插座	-	1	-	-	-	-
	Lighting Point 燈位	-	1	-	-	-	-
	Lighting Switch 燈掣	-	1	-	-	-	-
Utility Room 工作間	Twin Socket Outlet 雙位電插座	-	1	-	-	-	-
	Lighting Point 燈位	-	1	-	-	-	-
	Lighting Switch 燈掣	-	1	-	-	-	-
	Security Alarm Keypad 安全警報鍵盤	-	1	-	-	-	-
	Water Supply Connection Point for Washer 來水接駁位供洗衣機	-	1	-	-	-	-
	Drainage Point for Washer 去水位供洗衣機	-	1	-	-	-	-
	Air-conditioner Point 冷氣機接駁點	-	1	-	-	-	-
Foyer 4 (Applicable to House 20 Only) 前廳4 (只適用於 20號洋房)	Lighting Point 燈位	-	4	-	-	-	-

Notes:

- "1, 2," denotes the quantity of such provision(s) provided in the residential property.
- The Symbol "-" as shown in the above table denotes "Not Provided".
- The Symbol "/" as shown in the above table denotes "Not Applicable".

備註:

- "1, 2," 表示提供於該住宅物業內的裝置數量。
- 上表符號「-」表示「不提供」。
- 上表符號「/」表示「不適用」。

23. FITTING, FINISHES AND APPLIANCES
裝置、裝修物料及設備

Schedule of Mechanical and Electrical Provisions for Residential Properties
住宅單位機電裝置說明表

House 11, House 20, House 22, House 23 and House 27
11號洋房、20號洋房、22號洋房、23號洋房及27號洋房

Location 位置	Exposed Type 外露型	Non-exposed Type 非外露型	LG/F 地下低層	G/F 地下	1/F 1樓	2/F 2樓	Roof 天台	
Lift Lobby 升降機大堂	Lighting Point 燈位	-	4	-	-	-	-	
	Lighting Switch 燈掣	-	1	-	-	-	-	
	Home Automation Lighting Switch 智能家居燈掣	-	1	-	-	-	-	
	Twin Socket Outlet 雙位電插座	-	1	-	-	-	-	
	Reserved Connection Point for Telephone / Internet 預留接駁點供電話 / 互聯網	-	1	-	-	-	-	
	Air-conditioner Point 冷氣機接駁點	-	1	-	-	-	-	
Protected Lobby 保護門廊	Lighting Point 燈位	-	1	-	-	-	-	
	Home Automation Lighting Switch 智能家居燈掣	-	1	-	-	-	-	
	Door/Window Contact 門 / 窗磁接觸感測器	-	1	-	-	-	-	
Living Room and Dining Room 客廳及飯廳	Twin Socket Outlet 雙位電插座	-	-	4	-	-	-	
	Connection Point for Telephone / Internet 接駁點供電話 / 互聯網	-	-	2	-	-	-	
	Television / FM Socket Point 電視 / 電台天線插座	-	-	2	-	-	-	
	Lighting Point 燈位	-	-	5	-	-	-	
	Lighting Switch 燈掣	-	-	2	-	-	-	
	Home Automation Lighting Switch 智能家居燈掣	-	-	3	-	-	-	
	Exhaust Fan Switch 抽氣扇開關	-	-	2	-	-	-	
	Door / Window Contact 門 / 窗磁接觸感測器	-	-	3	-	-	-	
	-	Air-conditioner Point 冷氣機接駁點	-	-	2	-	-	-
	-	Fused Connection Unit for Motorized Curtain 保險絲接線位供電動窗簾	-	-	3	-	-	-
	-	Single Socket Outlet for Microwave Oven 單位電插座供微波爐	-	-	1	-	-	-
-	Single Socket Outlet for Under Counter Fridge 單位電插座供嵌入式雪櫃	-	-	1	-	-	-	

Notes:

- “1, 2, ……” denotes the quantity of such provision(s) provided in the residential property.
- The Symbol “-” as shown in the above table denotes “Not Provided”.
- The Symbol “/” as shown in the above table denotes “Not Applicable”.

備註：

- “1, 2, ……” 表示提供於該住宅物業內的裝置數量。
- 上表符號「-」表示「不提供」。
- 上表符號「/」表示「不適用」。

23. FITTING, FINISHES AND APPLIANCES
裝置、裝修物料及設備

Schedule of Mechanical and Electrical Provisions for Residential Properties

住宅單位機電裝置說明表

House 11, House 20, House 22, House 23 and House 27

11號洋房、20號洋房、22號洋房、23號洋房及27號洋房

Location 位置	Exposed Type 外露型	Non-exposed Type 非外露型	LG/F 地下低層	G/F 地下	1/F 1樓	2/F 2樓	Roof 天台
Kitchen 廚房	Twin Socket Power Point 雙位電插座	-	-	3	-	-	-
	Lighting Point 燈位	-	-	6	-	-	-
	Door / Window Contact 門/窗磁接觸感測器	-	-	4	-	-	-
	-	Air-conditioner Point 冷氣機接駁點	-	1	-	-	-
	-	Fused Connection Unit for Exhaust Fan 保險絲接線位供抽氣扇	-	1	-	-	-
	-	Twin Socket Outlet for Gas Cooker Hob 雙位電插座供煤氣煮食爐	-	1	-	-	-
	-	Double Pole Switch for Oven 雙極開關掣供焗爐	-	1	-	-	-
	-	Double Pole Switch for Electric Grill 雙極開關掣供電燒烤爐	-	1	-	-	-
	-	Single Socket Outlet for Cooker Hood 單位電插座供抽油煙機	-	2	-	-	-
	-	Single Socket Outlet for Refrigerator 單位電插座供雪櫃	-	2	-	-	-
	-	Double Pole Switch Outlet for Combi-steam Oven 雙極開關掣供組合蒸焗爐	-	1	-	-	-
	-	Single Socket Outlet for Dishwasher 單位電插座供洗碗碟機	-	1	-	-	-
	-	Single Socket Outlet for Warming Drawer 單位電插座供保溫櫃	-	1	-	-	-
	-	Water Supply Connection Point for Dishwasher 來水接駁位供洗碗碟機	-	1	-	-	-
	-	Drainage Point for Dishwasher 去水位供洗碗碟機	-	1	-	-	-
Lavatory 洗手間	Lighting Point 燈位	-	-	1	-	-	-
	Door / Window Contact 門/窗磁接觸感測器	-	-	1	-	-	-
	-	Fused Connection Unit for Exhaust Fan 保險絲接線位供抽氣扇	-	1	-	-	-
Maid Room 工人房	Lighting Point 燈位	-	-	2	-	-	-
	Single Socket Outlet 單位電插座	-	-	1	-	-	-
	Door / Window Contact 門/窗磁接觸感測器	-	-	1	-	-	-

Notes:

- “1, 2,” denotes the quantity of such provision(s) provided in the residential property.
- The Symbol “-” as shown in the above table denotes “Not Provided”.
- The Symbol “/” as shown in the above table denotes “Not Applicable”.

備註：

- “1, 2,”表示提供於該住宅物業內的裝置數量。
- 上表符號「-」表示「不提供」。
- 上表符號「/」表示「不適用」。

23. FITTING, FINISHES AND APPLIANCES 裝置、裝修物料及設備

Schedule of Mechanical and Electrical Provisions for Residential Properties

住宅單位機電裝置說明表

House 11, House 20, House 22, House 23 and House 27

11號洋房、20號洋房、22號洋房、23號洋房及27號洋房

Location 位置	Exposed Type 外露型	Non-exposed Type 非外露型	LG/F 地下低層	G/F 地下	1/F 1樓	2/F 2樓	Roof 天台
Foyer 1 前廳 1	Security Alarm Keypad 安全警報鍵盤	-	-	1	-	-	-
	Video Doorphone 視像對講機	-	-	1	-	-	-
	Lighting Point 燈位	-	-	2	-	-	-
	Home Automation Lighting Switch 智能家居燈掣	-	-	3	-	-	-
	Door / Window Contact 門/窗磁接觸感測器	-	-	1	-	-	-
	-	Air-conditioner Point 冷氣機接駁點	-	1	-	-	-
Garden (facing Main Entrance) 花園 (面向大門)	Water Proof Socket Outlet 防水電插座	-	-	1	-	-	-
	Visitor Panel 訪客對講機	-	-	1	-	-	-
	Lighting Point 燈位	-	-	6	-	-	-
	Gate Release Button 開門開門按鈕	-	-	1	-	-	-
	-	Fused Connection Point for Signage and Gate Electrical Lock 接線位連保險絲供門牌燈及開門電鎖	-	2	-	-	-
Garden (facing Living Room and Dining Room) 花園 (面向客廳及 飯廳)	Lighting Point 燈位	-	-	6	-	-	-
	-	Reserved Connection Point for Telephone / Internet 預留接駁點供電話/互聯網	-	1	-	-	-
	-	Water Proof Socket Outlet 防水電插座	-	1	-	-	-

Notes:

- “1, 2,” denotes the quantity of such provision(s) provided in the residential property.
- The Symbol “-” as shown in the above table denotes “Not Provided”.
- The Symbol “/” as shown in the above table denotes “Not Applicable”.

備註：

- “1, 2,” 表示提供於該住宅物業內的裝置數量。
- 上表符號「-」表示「不提供」。
- 上表符號「/」表示「不適用」。

23. FITTING, FINISHES AND APPLIANCES 裝置、裝修物料及設備

Schedule of Mechanical and Electrical Provisions for Residential Properties 住宅單位機電裝置說明表

House 11, House 20, House 22, House 23 and House 27
11號洋房、20號洋房、22號洋房、23號洋房及27號洋房

Location 位置	Exposed Type 外露型	Non-exposed Type 非外露型	LG/F 地下低層	G/F 地下	1/F 1樓	2/F 2樓	Roof 天台
Bedroom 1 睡房 1	Connection Point for Telephone / Internet 接駁點供電話/互聯網	-	-	-	1	-	-
	Television / FM Socket Outlet 電視/電台天線插座	-	-	-	1	-	-
	Panic Alarm Button 緊急警報按鈕	-	-	-	1	-	-
	Lighting Point 燈位	-	-	-	3	-	-
	Lighting Switch 燈掣	-	-	-	1	-	-
	Home Automation Lighting Switch 智能家居燈掣	-	-	-	1	-	-
	Door / Window Contact 門/窗磁接觸感測器	-	-	-	3	-	-
	Twin Socket Outlet 雙位電插座	-	-	-	1	-	-
	-	Air-conditioner Point 冷氣機接駁點	-	-	1	-	-
	-	Fused Connection Unit for Motorized Curtain 保險絲接線位供電動窗簾	-	-	2	-	-
Bedroom 2 睡房 2	Connection Point for Telephone / Internet 接駁點供電話/互聯網	-	-	-	1	-	-
	Television / FM Socket Outlet 電視/電台天線插座	-	-	-	1	-	-
	Panic Alarm Button 緊急警報按鈕	-	-	-	1	-	-
	Lighting Point 燈位	-	-	-	3	-	-
	Lighting Switch 燈掣	-	-	-	1	-	-
	Home Automation Lighting Switch 智能家居燈掣	-	-	-	1	-	-
	Door / Window Contact 門/窗磁接觸感測器	-	-	-	3	-	-
	Twin Socket Outlet 雙位電插座	-	-	-	1	-	-
	-	Air-conditioner Point 冷氣機接駁點	-	-	1	-	-
	-	Fused Connection Unit for Motorized Curtain 保險絲接線位供電動窗簾	-	-	2	-	-

Notes:

- “1, 2, ……” denotes the quantity of such provision(s) provided in the residential property.
- The Symbol “-” as shown in the above table denotes “Not Provided”.
- The Symbol “/” as shown in the above table denotes “Not Applicable”.

備註：

- “1, 2, ……”表示提供於該住宅物業內的裝置數量。
- 上表符號「-」表示「不提供」。
- 上表符號「/」表示「不適用」。

23. FITTING, FINISHES AND APPLIANCES 裝置、裝修物料及設備

Schedule of Mechanical and Electrical Provisions for Residential Properties 住宅單位機電裝置說明表

House 11, House 20, House 22, House 23 and House 27
11號洋房、20號洋房、22號洋房、23號洋房及27號洋房

Location 位置	Exposed Type 外露型	Non-exposed Type 非外露型	LG/F 地下低層	G/F 地下	1/F 1樓	2/F 2樓	Roof 天台
Bedroom 3 睡房 3	Connection Point for Telephone / Internet 接駁點供電話/互聯網	-	-	-	1	-	-
	Television / FM Socket Outlet 電視/電台天線插座	-	-	-	1	-	-
	Panic Alarm Button 緊急警報按鈕	-	-	-	1	-	-
	Lighting Point 燈位	-	-	-	2	-	-
	Lighting Switch 燈掣	-	-	-	1	-	-
	Home Automation Lighting Switch 智能家居燈掣	-	-	-	1	-	-
	Door / Window Contact 門/窗磁接觸感測器	-	-	-	2	-	-
	Twin Socket Outlet 雙位電插座	-	-	-	1	-	-
	-	Air-conditioner Point 冷氣機接駁點	-	-	1	-	-
	-	Fused Connection Unit for Motorized Curtain 保險絲接線位供電動窗簾	-	-	1	-	-
Bathroom 1 浴室 1	Lighting Point 燈位	-	-	-	5	-	-
	-	Single Socket Outlet 單位電插座	-	-	1	-	-
	-	Fused Connection Unit for Exhaust Fan 保險絲接線位供抽氣扇	-	-	1	-	-
	-	Double Pole Switch for Thermo Ventilator 雙極開關掣供換氣暖風機	-	-	1	-	-
	-	Gas Water Heater Remote Controller 煤氣熱水爐控制器	-	-	1	-	-
Bathroom 2 浴室 2	Lighting Point 燈位	-	-	-	5	-	-
	Door / Window Contact 門/窗磁接觸感測器	-	-	-	1	-	-
	-	Single Socket Outlet 單位電插座	-	-	1	-	-
	-	Gas Water Heater Remote Controller 煤氣熱水爐控制器	-	-	1	-	-

Notes:

- “1, 2,” denotes the quantity of such provision(s) provided in the residential property.
- The Symbol “-” as shown in the above table denotes “Not Provided”.
- The Symbol “/” as shown in the above table denotes “Not Applicable”.

備註：

- “1, 2,” 表示提供於該住宅物業內的裝置數量。
- 上表符號「-」表示「不提供」。
- 上表符號「/」表示「不適用」。

23. FITTING, FINISHES AND APPLIANCES 裝置、裝修物料及設備

Schedule of Mechanical and Electrical Provisions for Residential Properties 住宅單位機電裝置說明表

House 11, House 20, House 22, House 23 and House 27
11號洋房、20號洋房、22號洋房、23號洋房及27號洋房

Location 位置	Exposed Type 外露型	Non-exposed Type 非外露型	LG/F 地下低層	G/F 地下	1/F 1樓	2/F 2樓	Roof 天台
Bathroom 3 浴室3	Lighting Point 燈位	-	-	-	5	-	-
	Door / Window Contact 門/窗磁接觸感測器	-	-	-	2	-	-
	-	Single Socket Outlet 單位電插座	-	-	1	-	-
	-	Fused Connection Unit for Exhaust Fan 保險絲接線位供抽氣扇	-	-	1	-	-
	-	Double Pole Switch for Thermo Ventilator 雙極開關掣供換氣暖風機	-	-	1	-	-
	-	Gas Water Heater Remote Controller 煤氣熱水爐控制器	-	-	1	-	-
Foyer 2 前廳2	Twin Socket Outlet 雙位電插座	-	-	-	1	-	-
	Security Alarm Keypad 安全警報鍵盤	-	-	-	1	-	-
	Lighting Point 燈位	-	-	-	2	-	-
	Home Automation Lighting Switch 智能家居燈掣	-	-	-	2	-	-
	-	Air-conditioner Point 冷氣機接駁點	-	-	1	-	-
Master Bedroom 主人睡房	Twin Socket Outlet 雙位電插座	-	-	-	-	2	-
	Connection Point for Telephone / Internet 接駁點供電話/互聯網	-	-	-	-	1	-
	Television / FM Socket Outlet 電視/電台天線插座	-	-	-	-	1	-
	Lighting Point 燈位	-	-	-	-	3	-
	Lighting Switch 燈掣	-	-	-	-	1	-
	Home Automation Lighting Switch 智能家居燈掣	-	-	-	-	1	-
	Door / Window Contact 門/窗磁接觸感測器	-	-	-	-	3	-
	Panic Alarm Button 緊急警報按鈕	-	-	-	-	1	-
	-	Air-conditioner Point 冷氣機接駁點	-	-	-	1	-
	-	Fused Connection Unit for Motorized Curtain 保險絲接線位供電動窗簾	-	-	-	2	-

Notes:

- “1, 2, ……” denotes the quantity of such provision(s) provided in the residential property.
- The Symbol “-” as shown in the above table denotes “Not Provided”.
- The Symbol “/” as shown in the above table denotes “Not Applicable”.

備註:

- “1, 2, ……”表示提供於該住宅物業內的裝置數量。
- 上表符號「-」表示「不提供」。
- 上表符號「/」表示「不適用」。

23. FITTING, FINISHES AND APPLIANCES
裝置、裝修物料及設備

Schedule of Mechanical and Electrical Provisions for Residential Properties
住宅單位機電裝置說明表

House 11, House 20, House 22, House 23 and House 27
11號洋房、20號洋房、22號洋房、23號洋房及27號洋房

Location 位置	Exposed Type 外露型	Non-exposed Type 非外露型	LG/F 地下低層	G/F 地下	1/F 1樓	2/F 2樓	Roof 天台
Dressing Room 更衣室	Lighting Point 燈位	-	-	-	-	1	-
	Door / Window Contact 門/窗磁接觸感測器	-	-	-	-	2	-
	Twin Socket Outlet 雙位電插座	-	-	-	-	1	-
	-	Air-conditioner Point 冷氣機接駁點	-	-	-	1	-
Study Room 書房	Twin Socket Outlet 雙位電插座	-	-	-	-	1	-
	Connection Point for Telephone / Internet 接駁點供電話/互聯網	-	-	-	-	1	-
	Television / FM Socket Outlet 電視/電台天線插座	-	-	-	-	1	-
	Lighting Point 燈位	-	-	-	-	2	-
	Lighting Switch 燈掣	-	-	-	-	1	-
	Home Automation Lighting Switch 智能家居燈掣	-	-	-	-	1	-
	Door / Window Contact 門/窗磁接觸感測器	-	-	-	-	2	-
	-	Air-conditioner Point 冷氣機接駁點	-	-	-	1	-
-	Fused Connection Unit for Motorized Curtain 保險絲接線位供電動窗簾	-	-	-	1	-	
Master Bathroom 主人浴室	Lighting Point 燈位	-	-	-	-	10	-
	Door / Window Contact 門/窗磁接觸感測器	-	-	-	-	2	-
	-	Floor Heating Controller 地暖控制器	-	-	-	1	-
	-	Single Socket Outlet 單位電插座	-	-	-	2	-
	-	Fused Connection Unit for Exhaust Fan 接線位連保險絲供抽氣扇	-	-	-	1	-
	-	Double Pole Switch for Thermo Ventilator 雙極開關掣供換氣暖風機	-	-	-	1	-
	-	Fused Connection Unit for Towel Warmer 接線位連保險絲供暖毛巾架	-	-	-	1	-
	-	Fused Connection Point for Floor Heating 接線位連保險絲供地暖	-	-	-	1	-
-	Gas Water Heater Remote Controller 煤氣熱水爐控制器	-	-	-	1	-	

Notes:

- “1, 2, ……” denotes the quantity of such provision(s) provided in the residential property.
- The Symbol “-” as shown in the above table denotes “Not Provided”.
- The Symbol “/” as shown in the above table denotes “Not Applicable”.

備註：

- “1, 2, ……”表示提供於該住宅物業內的裝置數量。
- 上表符號「-」表示「不提供」。
- 上表符號「/」表示「不適用」。

23. FITTING, FINISHES AND APPLIANCES 裝置、裝修物料及設備

Schedule of Mechanical and Electrical Provisions for Residential Properties 住宅單位機電裝置說明表

House 11, House 20, House 22, House 23 and House 27
11號洋房、20號洋房、22號洋房、23號洋房及27號洋房

Location 位置	Exposed Type 外露型	Non-exposed Type 非外露型	LG/F 地下低層	G/F 地下	1/F 1樓	2/F 2樓	Roof 天台
Bathroom 4 浴室4	Lighting Point 燈位	-	-	-	-	3	-
	Door / Window Contact 門/窗磁接觸感測器	-	-	-	-	1	-
	-	Single Socket Outlet 單位電插座	-	-	-	1	-
	-	Double Pole Switch for Thermo Ventilator 雙極開關掣供換氣暖風機	-	-	-	1	-
	-	Gas Water Heater Remote Controller 煤氣熱水爐控制器	-	-	-	1	-
Foyer 3 前廳3	Twin Socket Outlet 雙位電插座	-	-	-	-	1	-
	Security Alarm Keypad 安全警報鍵盤	-	-	-	-	1	-
	Lighting Point 燈位	-	-	-	-	1	-
	-	Air-conditioner Point 冷氣機接駁點	-	-	-	1	-
Roof 天台	Isolator for Outdoor Air-Conditioner 室外空調機開關掣	-	-	-	-	-	2
	Lighting Point 燈位	-	-	-	-	-	9
	Water Proof Lighting Switch 防水燈掣	-	-	-	-	-	1
	-	Reserved Connection Point for Telephone / Internet 預留接駁點供電話/互聯網	-	-	-	-	1
	-	Water Proof Isolator 防水電掣	-	-	-	-	1
	-	Fused Connection Unit for Gas Water Heater 保險絲接線位供煤氣	-	-	-	-	3
Internal Staircase 內置樓梯	Lighting Point 燈位	-	4	4	6	4	2
	Home Automation Lighting Switch 智能家居燈掣	-	2	1	1	4	-
	Door/Window Contact 門/窗磁接觸感測器	-	3	-	3	3	-

Notes:

- "1, 2," denotes the quantity of such provision(s) provided in the residential property.
- The Symbol "-" as shown in the above table denotes "Not Provided".
- The Symbol "/" as shown in the above table denotes "Not Applicable".

備註:

- "1, 2," 表示提供於該住宅物業內的裝置數量。
- 上表符號「-」表示「不提供」。
- 上表符號「/」表示「不適用」。

23. FITTING, FINISHES AND APPLIANCES
裝置、裝修物料及設備

Schedule of Mechanical and Electrical Provisions for Residential Properties
住宅單位機電裝置說明表

House 12, House 15, House 30 and House 31
12號洋房、15號洋房、30號洋房及31號洋房

Location 位置	Exposed Type 外露型	Non-exposed Type 非外露型	LG/F 地下低層	G/F 地下	1/F 1樓	2/F 2樓	Roof 天台
Bathroom 浴室	Lighting Point 燈位	-	3	-	-	-	-
	-	Fused Connection Unit for Exhaust Fan 保險絲接線位供抽氣扇	1	-	-	-	-
	-	Gas Water Heater Remote Controller 煤氣熱水爐控制器	1	-	-	-	-
Maid Room 工人房	Twin Socket Outlet 雙位電插座	-	3	-	-	-	-
	Miniature Circuit Breaker Board 總電掣箱	-	1	-	-	-	-
	Reserved Connection Point for Telephone / Internet 預留接駁點供電話/互聯網	-	1	-	-	-	-
	Controller for Security System 保安系統控制器	-	1	-	-	-	-
	Security Alarm Keypad 安全警報鍵盤	-	1	-	-	-	-
	Air-conditioner Point 冷氣機接駁點	-	1	-	-	-	-
	Lighting Point 燈位	-	1	-	-	-	-
	Lighting Switch 燈掣	-	1	-	-	-	-
	Door / Window Contact 門/窗磁接觸感測器	-	2	-	-	-	-
Store 1 儲物房1	Lighting Point 燈位	-	1	-	-	-	-
	Lighting Switch 燈掣	-	1	-	-	-	-
Store 2 儲物房2	Twin Socket Outlet 雙位電插座	-	1	-	-	-	-
	Lighting Point 燈位	-	2	-	-	-	-
	Lighting Switch 燈掣	-	1	-	-	-	-
Utility Room 工作間	Twin Socket Outlet 雙位電插座	-	2	-	-	-	-
	Lighting Point 燈位	-	1	-	-	-	-
	Lighting Switch 燈掣	-	1	-	-	-	-
	Air-conditioner Point 冷氣機接駁點	-	1	-	-	-	-
	Water Supply Connection Point for Washer 來水接駁位供洗衣機	-	1	-	-	-	-
	Drainage Point for Washer 去水位供洗衣機	-	1	-	-	-	-

Notes:

- “1, 2,” denotes the quantity of such provision(s) provided in the residential property.
- The Symbol “-” as shown in the above table denotes “Not Provided”.
- The Symbol “/” as shown in the above table denotes “Not Applicable”.

備註：

- “1, 2,”表示提供於該住宅物業內的裝置數量。
- 上表符號「-」表示「不提供」。
- 上表符號「/」表示「不適用」。

23. FITTING, FINISHES AND APPLIANCES 裝置、裝修物料及設備

Schedule of Mechanical and Electrical Provisions for Residential Properties

住宅單位機電裝置說明表

House 12, House 15, House 30 and House 31 12號洋房、15號洋房、30號洋房及31號洋房

Location 位置	Exposed Type 外露型	Non-exposed Type 非外露型	LG/F 地下低層	G/F 地下	1/F 1樓	2/F 2樓	Roof 天台
Foyer 4 前廳4	Twin Socket Outlet 雙位電插座	-	1	-	-	-	-
	Lighting Point 燈位	-	2	-	-	-	-
	Lighting Switch 燈掣	-	1	-	-	-	-
	Exhaust Fan Switch 抽氣扇開關	-	1	-	-	-	-
Lift Lobby 升降機大堂	Lighting Point 燈位	-	3	-	-	-	-
	Home Automation Lighting Switch 智能家居燈掣	-	2	-	-	-	-
	Reserved Connection Point for Telephone / Internet 預留接駁點供電話/互聯網	-	1	-	-	-	-
	-	Air-conditioner Point 冷氣機接駁點	1	-	-	-	-
Protected Lobby 保護門廊	Lighting Point 燈位	-	1	-	-	-	-
	Home Automation Lighting Switch 智能家居燈掣	-	1	-	-	-	-
	Door / Window Contact 門/窗磁接觸感測器	-	1	-	-	-	-
Electrical / Extra Low Voltage Duct 電線或特低壓 電線槽	Fused Connection Unit for Communal Aerial Broadcast Distribution Box 保險絲接線位供公共天線配電箱	-	1	-	-	-	-
Living Room and Dining Room 客廳及飯廳	Twin Socket Outlet 雙位電插座	-	-	3	-	-	-
	Connection Point for Telephone / Internet 接駁點供電話/互聯網	-	-	2	-	-	-
	Television / FM Socket Point 電視/電台天線插座	-	-	2	-	-	-
	Lighting Point 燈位	-	-	4	-	-	-
	Home Automation Lighting Switch 智能家居燈掣	-	-	4	-	-	-
	Door / Window Contact 門/窗磁接觸感測器	-	-	1	-	-	-
	-	Air-conditioner Point 冷氣機接駁點	-	-	2	-	-
	-	Fused Connection Unit for Motorized Curtain 保險絲接線位供電動窗簾	-	-	1	-	-

Notes:

- “1, 2, ……” denotes the quantity of such provision(s) provided in the residential property.
- The Symbol “-” as shown in the above table denotes “Not Provided”.
- The Symbol “/” as shown in the above table denotes “Not Applicable”.

備註：

- “1, 2, ……”表示提供於該住宅物業內的裝置數量。
- 上表符號「-」表示「不提供」。
- 上表符號「/」表示「不適用」。

23. FITTING, FINISHES AND APPLIANCES
裝置、裝修物料及設備

Schedule of Mechanical and Electrical Provisions for Residential Properties

住宅單位機電裝置說明表

House 12, House 15, House 30 and House 31
12號洋房、15號洋房、30號洋房及31號洋房

Location 位置	Exposed Type 外露型	Non-exposed Type 非外露型	LG/F 地下低層	G/F 地下	1/F 1樓	2/F 2樓	Roof 天台
Kitchen 廚房	Twin Socket Outlet 雙位電插座	-	-	3	-	-	-
	Lighting Point 燈位	-	-	7	-	-	-
	Door / Window Contact 門/窗磁接觸感測器	-	-	2	-	-	-
	-	Air-conditioner Point 冷氣機接駁點	-	1	-	-	-
	-	Fused Connection Unit for Exhaust Fan 保險絲接線位供抽氣扇	-	1	-	-	-
	-	Twin Socket Outlet for Gas Cooker Hob 雙位電插座供煤氣煮食爐	-	1	-	-	-
	-	Double Pole Switch for Induction Hob 雙極開關掣供電磁爐	-	1	-	-	-
	-	Double Pole Switch for Oven 雙極開關掣供焗爐	-	1	-	-	-
	-	Single Socket Outlet for Cooker Hood 單位電插座供抽油煙機	-	1	-	-	-
	-	Single Socket Outlet for Refrigerator 單位電插座供雪櫃	-	1	-	-	-
	-	Single Socket Outlet for Steam Oven 單位電插座供蒸焗爐	-	1	-	-	-
	-	Single Socket Outlet for Warming Drawer 單位電插座供保溫櫃	-	1	-	-	-
Powder Room 化妝間	Lighting Point 燈位	-	-	2	-	-	-
	-	Fused Connection Unit for Exhaust Fan 保險絲接線位供抽氣扇	-	1	-	-	-
Foyer 1 前廳 1	Twin Socket Outlet 雙位電插座	-	-	1	-	-	-
	Security Alarm Keypad 安全警報鍵盤	-	-	1	-	-	-
	Video Doorphone 視像對講機	-	-	1	-	-	-
	Lighting Point 燈位	-	-	3	-	-	-
	Lighting Switch 燈掣	-	-	2	-	-	-
	Home Automation Lighting Switch 智能家居燈掣	-	-	2	-	-	-
	Door / Window Contact 門/窗磁接觸感測器	-	-	1	-	-	-
	Exhaust Fan Switch 抽氣扇開關	-	-	2	-	-	-
	-	Air-conditioner Point 冷氣機接駁點	-	1	-	-	-

Notes:

- “1, 2,” denotes the quantity of such provision(s) provided in the residential property.
- The Symbol “-” as shown in the above table denotes “Not Provided”.
- The Symbol “/” as shown in the above table denotes “Not Applicable”.

備註：

- “1, 2,” 表示提供於該住宅物業內的裝置數量。
- 上表符號「-」表示「不提供」。
- 上表符號「/」表示「不適用」。

23. FITTING, FINISHES AND APPLIANCES 裝置、裝修物料及設備

Schedule of Mechanical and Electrical Provisions for Residential Properties 住宅單位機電裝置說明表

House 12, House 15, House 30 and House 31
12號洋房、15號洋房、30號洋房及31號洋房

Location 位置	Exposed Type 外露型	Non-exposed Type 非外露型	LG/F 地下低層	G/F 地下	1/F 1樓	2/F 2樓	Roof 天台
Garden (facing Main Entrance) 花園 (面向大門)	Water Proof Socket Outlet 防水電插座	-	-	1	-	-	-
	Visitor Panel 訪客對講機	-	-	1	-	-	-
	Lighting Point 燈位	-	-	4	-	-	-
	Gate Release Button 開門開門按鈕	-	-	1	-	-	-
	-	Fused Connection Point for Signage and Gate Electrical Lock 接線位連保險絲供門牌燈及開門電鎖	-	2	-	-	-
Garden (facing Living Room) 花園 (面向客廳)	Lighting Point 燈位	-	-	4	-	-	-
	-	Reserved Connection Point for Telephone / Internet 預留接駁點供電話/互聯網	-	1	-	-	-
	-	Water Proof Socket Outlet 防水電插座	-	1	-	-	-
Bedroom 1 睡房 1	Connection Point for Telephone / Internet 接駁點供電話/互聯網	-	-	-	1	-	-
	Television / FM Socket Outlet 電視/電台天線插座	-	-	-	1	-	-
	Panic Alarm Button 緊急警報按鈕	-	-	-	1	-	-
	Lighting Point 燈位	-	-	-	1	-	-
	Home Automation Lighting Switch 智能家居燈掣	-	-	-	1	-	-
	Door / Window Contact 門/窗磁接觸感測器	-	-	-	2	-	-
	Twin Socket Outlet 雙位電插座	-	-	-	1	-	-
	-	Air-conditioner Point 冷氣機接駁點	-	-	1	-	-
	-	Fused Connection Unit for Motorized Curtain 保險絲接線位供電動窗簾	-	-	1	-	-

Notes:

- “1, 2,” denotes the quantity of such provision(s) provided in the residential property.
- The Symbol “-” as shown in the above table denotes “Not Provided”.
- The Symbol “/” as shown in the above table denotes “Not Applicable”.

備註：

- “1, 2,” 表示提供於該住宅物業內的裝置數量。
- 上表符號「-」表示「不提供」。
- 上表符號「/」表示「不適用」。

23. FITTING, FINISHES AND APPLIANCES
裝置、裝修物料及設備

Schedule of Mechanical and Electrical Provisions for Residential Properties

住宅單位機電裝置說明表

House 12, House 15, House 30 and House 31

12號洋房、15號洋房、30號洋房及31號洋房

Location 位置	Exposed Type 外露型	Non-exposed Type 非外露型	LG/F 地下低層	G/F 地下	1/F 1樓	2/F 2樓	Roof 天台
Bedroom 2 睡房 2	Connection Point for Telephone / Internet 接駁點供電話/互聯網	-	-	-	1	-	-
	Television / FM Socket Outlet 電視/電台天線插座	-	-	-	1	-	-
	Panic Alarm Button 緊急警報按鈕	-	-	-	1	-	-
	Lighting Point 燈位	-	-	-	2	-	-
	Lighting Switch 燈掣	-	-	-	1	-	-
	Home Automation Lighting Switch 智能家居燈掣	-	-	-	1	-	-
	Door / Window Contact 門/窗磁接觸感測器	-	-	-	2	-	-
	Twin Socket Outlet 雙位電插座	-	-	-	1	-	-
	-	Fused Connection Unit for Motorized Curtain 保險絲接線位供電動窗簾	-	-	1	-	-
Bedroom 3 睡房 3	Connection Point for Telephone / Internet 接駁點供電話/互聯網	-	-	-	1	-	-
	Television / FM Socket Outlet 電視/電台天線插座	-	-	-	1	-	-
	Panic Alarm Button 緊急警報按鈕	-	-	-	1	-	-
	Lighting Point 燈位	-	-	-	2	-	-
	Home Automation Lighting Switch 智能家居燈掣	-	-	-	1	-	-
	Door / Window Contact 門/窗磁接觸感測器	-	-	-	2	-	-
	Twin Socket Outlet 雙位電插座	-	-	-	1	-	-
	-	Air-conditioner Point 冷氣機接駁點	-	-	1	-	-
	-	Fused Connection Unit for Motorized Curtain 保險絲接線位供電動窗簾	-	-	1	-	-
Bathroom 1 浴室 1	Lighting Point 燈位	-	-	-	5	-	-
	-	Single Socket Outlet 單位電插座	-	-	1	-	-
	-	Double Pole Switch for Thermo Ventilator 雙極開關掣供換氣暖風機	-	-	1	-	-
	-	Gas Water Heater Remote Controller 煤氣熱水爐控制器	-	-	1	-	-

Notes:

- “1, 2,” denotes the quantity of such provision(s) provided in the residential property.
- The Symbol “-” as shown in the above table denotes “Not Provided”.
- The Symbol “/” as shown in the above table denotes “Not Applicable”.

備註：

- “1, 2,”表示提供於該住宅物業內的裝置數量。
- 上表符號「-」表示「不提供」。
- 上表符號「/」表示「不適用」。

23. FITTING, FINISHES AND APPLIANCES 裝置、裝修物料及設備

Schedule of Mechanical and Electrical Provisions for Residential Properties 住宅單位機電裝置說明表

House 12, House 15, House 30 and House 31
12號洋房、15號洋房、30號洋房及31號洋房

Location 位置	Exposed Type 外露型	Non-exposed Type 非外露型	LG/F 地下低層	G/F 地下	1/F 1樓	2/F 2樓	Roof 天台
Bathroom 2 浴室2	Lighting Point 燈位	-	-	-	5	-	-
	Door / Window Contact 門/窗磁接觸感測器	-	-	-	1	-	-
	-	Single Socket Outlet 單位電插座	-	-	1	-	-
	-	Double Pole Switch for Thermo Ventilator 雙極開關掣供換氣暖風機	-	-	1	-	-
	-	Gas Water Heater Remote Controller 煤氣熱水爐控制器	-	-	1	-	-
Foyer 2 前廳2	Twin Socket Outlet 雙位電插座	-	-	-	1	-	-
	Security Alarm Keypad 安全警報鍵盤	-	-	-	1	-	-
	Lighting Point 燈位	-	-	-	3	-	-
	Lighting Switch 燈掣	-	-	-	1	-	-
	Home Automation Lighting Switch 智能家居燈掣	-	-	-	2	-	-
	-	Air-conditioner Point 冷氣機接駁點	-	-	1	-	-
Master Bedroom 主人睡房	Twin Socket Outlet 雙位電插座	-	-	-	-	2	-
	Telephone/Internet For Connection Point 電話/互聯網接駁位	-	-	-	-	1	-
	Television / FM Socket Outlet 電視/電台天線插座	-	-	-	-	1	-
	Lighting Point 燈位	-	-	-	-	3	-
	Lighting Switch 燈掣	-	-	-	-	1	-
	Home Automation Lighting Switch 智能家居燈掣	-	-	-	-	1	-
	Door / Window Contact 門/窗磁接觸感測器	-	-	-	-	1	-
	Panic Alarm Button 緊急警報按鈕	-	-	-	-	1	-
	-	Air-conditioner Point 冷氣機接駁點	-	-	-	2	-
	-	Fused Connection Unit for Motorized Curtain 保險絲接線位供電動窗簾	-	-	-	1	-

Notes:

- “1, 2, ……” denotes the quantity of such provision(s) provided in the residential property.
- The Symbol “-” as shown in the above table denotes “Not Provided”.
- The Symbol “/” as shown in the above table denotes “Not Applicable”.

備註:

- “1, 2, ……”表示提供於該住宅物業內的裝置數量。
- 上表符號「-」表示「不提供」。
- 上表符號「/」表示「不適用」。

23. FITTING, FINISHES AND APPLIANCES
裝置、裝修物料及設備

Schedule of Mechanical and Electrical Provisions for Residential Properties

住宅單位機電裝置說明表

House 12, House 15, House 30 and House 31

12號洋房、15號洋房、30號洋房及31號洋房

Location 位置	Exposed Type 外露型	Non-exposed Type 非外露型	LG/F 地下低層	G/F 地下	1/F 1樓	2/F 2樓	Roof 天台
Study Room 書房	Twin Socket Outlet 雙位電插座	-	-	-	-	1	-
	Connection Point for Telephone / Internet 接駁點供電話/互聯網	-	-	-	-	1	-
	Television / FM Socket Outlet 電視/電台天線插座	-	-	-	-	1	-
	Lighting Point 燈位	-	-	-	-	1	-
	Home Automation Lighting Switch 智能家居燈掣	-	-	-	-	1	-
	Door / Window Contact 門/窗磁接觸感測器	-	-	-	-	2	-
	-	Air-conditioner Point 冷氣機接駁點	-	-	-	1	-
	-	Fused Connection Unit for Motorized Curtain 保險絲接線位供電動窗簾	-	-	-	1	-
Master Bathroom 主人浴室	Lighting Point 燈位	-	-	-	-	10	-
	Door / Window Contact 門/窗磁接觸感測器	-	-	-	-	1	-
	-	Floor Heating Controller 地暖控制器	-	-	-	1	-
	-	Single Socket Outlet 單位電插座	-	-	-	2	-
	-	Fused Connection Unit for Exhaust Fan 接線位連保險絲供抽氣扇	-	-	-	1	-
	-	Double Pole Switch for Thermo Ventilator 雙極開關掣供換氣暖風機	-	-	-	1	-
	-	Fused Connection Unit for Towel Warmer 接線位連保險絲供暖毛巾架	-	-	-	1	-
	-	Fused Connection Point for Floor Heating 接線位連保險絲供地暖	-	-	-	1	-
	-	Gas Water Heater Remote Controller 煤氣熱水爐控制器	-	-	-	1	-
Foyer 3 前廳3	Twin Socket Outlet 雙位電插座	-	-	-	-	1	-
	Security Alarm Keypad 安全警報鍵盤	-	-	-	-	1	-
	Lighting Point 燈位	-	-	-	-	2	-
	Home Automation Lighting Switch 智能家居燈掣	-	-	-	-	1	-
	-	Air-conditioner Point 冷氣機接駁點	-	-	-	1	-

Notes:

- “1, 2,” denotes the quantity of such provision(s) provided in the residential property.
- The Symbol “-” as shown in the above table denotes “Not Provided”.
- The Symbol “/” as shown in the above table denotes “Not Applicable”.

備註:

- “1, 2,” 表示提供於該住宅物業內的裝置數量。
- 上表符號「-」表示「不提供」。
- 上表符號「/」表示「不適用」。

23. FITTING, FINISHES AND APPLIANCES
裝置、裝修物料及設備

Schedule of Mechanical and Electrical Provisions for Residential Properties

住宅單位機電裝置說明表

House 12, House 15, House 30 and House 31
12號洋房、15號洋房、30號洋房及31號洋房

Location 位置	Exposed Type 外露型	Non-exposed Type 非外露型	LG/F 地下低層	G/F 地下	1/F 1樓	2/F 2樓	Roof 天台
Roof 天台	Isolator for Outdoor Air-Conditioner 室外空調機開關掣	-	-	-	-	-	2
	Lighting Point 燈位	-	-	-	-	-	6
	Water Proof Lighting Switch 防水燈掣	-	-	-	-	-	1
	-	Reserved Connection Point for Telephone / Internet 預留接駁點供電話 / 互聯網	-	-	-	-	1
	-	Water Proof Isolator 防水電掣	-	-	-	-	1
	-	Fused Connection Unit for Gas Water Heater 保險絲接線位供煤氣	-	-	-	-	3
Internal Staircase 內置樓梯	Lighting Point 燈位	-	4	5	6	2	3
	Home Automation Lighting Switch 智能家居燈掣	-	1	1	1	1	-
	Door / Window Contact 門 / 窗磁接觸感測器	-	1	2	1	1	-

Notes:

- “1, 2,” denotes the quantity of such provision(s) provided in the residential property.
- The Symbol “-” as shown in the above table denotes “Not Provided”.
- The Symbol “/” as shown in the above table denotes “Not Applicable”.

備註：

- “1, 2,” 表示提供於該住宅物業內的裝置數量。
- 上表符號「-」表示「不提供」。
- 上表符號「/」表示「不適用」。

23. FITTING, FINISHES AND APPLIANCES
裝置、裝修物料及設備

Schedule of Mechanical and Electrical Provisions for Residential Properties
住宅單位機電裝置說明表
House 16 and House 19
16號洋房及19號洋房

Location 位置	Exposed Type 外露型	Non-exposed Type 非外露型	LG/F 地下低層	G/F 地下	1/F 1樓	2/F 2樓	Roof 天台
Bathroom 浴室	Lighting Point 燈位	-	2	-	-	-	-
	Lighting Switch 燈掣	-	1	-	-	-	-
	Gas Water Heater Remote Controller 煤氣熱水爐控制器	-	1	-	-	-	-
Maid Room 工人房	Twin Socket Outlet 雙位電插座	-	2	-	-	-	-
	Miniature Circuit Breaker Board 總電掣箱	-	1	-	-	-	-
	Reserved Connection Point for Telephone / Internet 預留接駁點供電話/互聯網	-	1	-	-	-	-
	Controller for Security System 保安系統控制器	-	1	-	-	-	-
	Security Alarm Keypad 安全警報鍵盤	-	1	-	-	-	-
	Air-conditioner Point 冷氣機接駁點	-	1	-	-	-	-
	Lighting Point 燈位	-	1	-	-	-	-
	Lighting Switch 燈掣	-	1	-	-	-	-
	Door / Window Contact 門/窗磁接觸感測器	-	1	-	-	-	-
Store 儲物房	Twin Socket Outlet 雙位電插座	-	1	-	-	-	-
	Lighting Point 燈位	-	1	-	-	-	-
	Lighting Switch 燈掣	-	1	-	-	-	-
Utility Room 工作間	Single Socket Outlet 單位電插座	-	1	-	-	-	-
	Twin Socket Outlet 雙位電插座	-	1	-	-	-	-
	Lighting Point 燈位	-	1	-	-	-	-
	Lighting Switch 燈掣	-	1	-	-	-	-
	Water Supply Connection Point for Washer 來水接駁點供洗衣機	-	1	-	-	-	-
	Drainage Point for Washer 去水位供洗衣機	-	1	-	-	-	-
	Air-conditioner Point 冷氣機接駁點	-	1	-	-	-	-

Notes:

- "1, 2," denotes the quantity of such provision(s) provided in the residential property.
- The Symbol "-" as shown in the above table denotes "Not Provided".
- The Symbol "/" as shown in the above table denotes "Not Applicable".

備註:

- "1, 2," 表示提供於該住宅物業內的裝置數量。
- 上表符號「-」表示「不提供」。
- 上表符號「/」表示「不適用」。

23. FITTING, FINISHES AND APPLIANCES
裝置、裝修物料及設備

Schedule of Mechanical and Electrical Provisions for Residential Properties
住宅單位機電裝置說明表
House 16 and House 19
16號洋房及19號洋房

Location 位置	Exposed Type 外露型	Non-exposed Type 非外露型	LG/F 地下低層	G/F 地下	1/F 1樓	2/F 2樓	Roof 天台
Foyer 4 前廳4	Lighting Switch 燈掣	-	1	-	-	-	-
	Exhaust Fan Switch 抽氣扇開關	-	1	-	-	-	-
Lift Lobby 升降機大堂	Lighting Point 燈位	-	2	-	-	-	-
	Lighting Switch 燈掣	-	1	-	-	-	-
	Twin Socket Outlet (Reserved Point only) 雙位電插座(預留暗箱位)	-	1	-	-	-	-
	Reserved Connection Point for Telephone / Internet 預留接駁點供電話/互聯網	-	1	-	-	-	-
	Exhaust Fan Switch 抽氣扇開關	-	1	-	-	-	-
Protected Lobby 保護門廊	Lighting Point 燈位	-	1	-	-	-	-
	Lighting Switch 燈掣	-	1	-	-	-	-
	Door / Window Contact 門/窗磁接觸感測器	-	1	-	-	-	-
Electrical / Extra Low Voltage Duct 電線或特低壓 電線槽	Fused Connection Unit for Communal Aerial Broadcast Distribution Box 保險絲接線位供公共天線配電箱	-	1	-	-	-	-
Living Room and Dining Room 客廳及飯廳	Twin Socket Outlet (Reserved Point only) 雙位電插座(預留暗箱位)	-	-	3	-	-	-
	Connection Point for Telephone / Internet 接駁點供電話/互聯網	-	-	2	-	-	-
	Television / FM Socket Outlet (Reserved Point only) 電視/電台天線插座(預留暗箱位)	-	-	2	-	-	-
	Lighting Point 燈位	-	-	3	-	-	-
	Lighting Switch 燈掣	-	-	3	-	-	-
	Door / Window Contact 門/窗磁接觸感測器	-	-	1	-	-	-
	Air-conditioner Point 冷氣機接駁點	-	-	1	-	-	-
	Fused Connection Unit for Motorized Curtain (Reserved Point only) 保險絲接線位供電動窗簾(預留暗箱位)	-	-	-	1	-	-

Notes:

- “1, 2, ……” denotes the quantity of such provision(s) provided in the residential property.
- The Symbol “-” as shown in the above table denotes “Not Provided”.
- The Symbol “/” as shown in the above table denotes “Not Applicable”.

備註:

- “1, 2, ……”表示提供於該住宅物業內的裝置數量。
- 上表符號「-」表示「不提供」。
- 上表符號「/」表示「不適用」。

23. FITTING, FINISHES AND APPLIANCES
裝置、裝修物料及設備

Schedule of Mechanical and Electrical Provisions for Residential Properties
住宅單位機電裝置說明表
House 16 and House 19
16號洋房及19號洋房

Location 位置	Exposed Type 外露型	Non-exposed Type 非外露型	LG/F 地下低層	G/F 地下	1/F 1樓	2/F 2樓	Roof 天台
Kitchen 廚房	Lighting Point 燈位	-	-	1	-	-	-
	Door / Window Contact 門/窗磁接觸感測器	-	-	2	-	-	-
	Air-conditioner Point 冷氣機接駁點	-	-	1	-	-	-
Powder Room 化妝間	Lighting Point 燈位	-	-	1	-	-	-
	Fused Connection Unit for Exhaust Fan 保險絲接線位供抽氣扇	-	-	1	-	-	-
Foyer 1 前廳1	Twin Socket Outlet (Reserved Point only) 雙位電插座(預留暗箱位)	-	-	1	-	-	-
	Security Alarm Keypad 安全警報鍵盤	-	-	1	-	-	-
	Video Doorphone 視像對講機	-	-	1	-	-	-
	Lighting Point 燈位	-	-	1	-	-	-
	Lighting Switch 燈掣	-	-	3	-	-	-
	Door / Window Contact 門/窗磁接觸感測器	-	-	1	-	-	-
	Exhaust Fan Switch 抽氣扇開關	-	-	1	-	-	-
	Air-conditioner Point 冷氣機接駁點	-	-	2	-	-	-
Garden (facing Main Entrance) 花園 (面向大門)	Water Proof Socket Outlet 防水電插座	-	-	1	-	-	-
	Visitor Panel 訪客對講機	-	-	1	-	-	-
	Lighting Point 燈位	-	-	6	-	-	-
	Gate Release Button 開門開門按鈕	-	-	1	-	-	-
	-	Fused Connection Point for Signage and Gate Electrical Lock 接線位連保險絲供門牌燈及開門電鎖	-	2	-	-	-
Garden (facing Living Room) 花園 (面向客廳)	Lighting Point 燈位	-	-	3	-	-	-
	-	Water Proof Socket Outlet 防水電插座	-	1	-	-	-

Notes:

- “1, 2,” denotes the quantity of such provision(s) provided in the residential property.
- The Symbol “-” as shown in the above table denotes “Not Provided”.
- The Symbol “/” as shown in the above table denotes “Not Applicable”.

備註:

- “1, 2,” 表示提供於該住宅物業內的裝置數量。
- 上表符號「-」表示「不提供」。
- 上表符號「/」表示「不適用」。

23. FITTING, FINISHES AND APPLIANCES
裝置、裝修物料及設備

Schedule of Mechanical and Electrical Provisions for Residential Properties

住宅單位機電裝置說明表

House 16 and House 19

16號洋房及19號洋房

Location 位置	Exposed Type 外露型	Non-exposed Type 非外露型	LG/F 地下低層	G/F 地下	1/F 1樓	2/F 2樓	Roof 天台
Bedroom 1 睡房 1	Connection Point for Telephone / Internet 接駁點供電話/互聯網	-	-	-	1	-	-
	Television / FM Socket Outlet (Reserved Point only) 電視/電台天線插座(預留暗箱位)	-	-	-	1	-	-
	Panic Alarm Button 緊急警報按鈕	-	-	-	1	-	-
	Lighting Point 燈位	-	-	-	1	-	-
	Lighting Switch 燈掣	-	-	-	2	-	-
	Exhaust Fan Switch 抽氣扇開關	-	-	-	1	-	-
	Door / Window Contact 門/窗磁接觸感測器	-	-	-	3	-	-
	Twin Socket Outlet (Reserved Point only) 雙位電插座(預留暗箱位)	-	-	-	1	-	-
	Air-conditioner Point 冷氣機接駁點	-	-	-	1	-	-
	Fused Connection Unit for Motorized Curtain (Reserved Point only) 保險絲接線位供電動窗簾(預留暗箱位)	-	-	-	1	-	-
Bedroom 2 睡房 2	Connection Point for Telephone / Internet 接駁點供電話/互聯網	-	-	-	1	-	-
	Television / FM Socket Outlet (Reserved Point only) 電視/電台天線插座(預留暗箱位)	-	-	-	1	-	-
	Panic Alarm Button 緊急警報按鈕	-	-	-	1	-	-
	Lighting Point 燈位	-	-	-	1	-	-
	Lighting Switch 燈掣	-	-	-	1	-	-
	Exhaust Fan Switch 抽氣扇開關	-	-	-	1	-	-
	Door / Window Contact 門/窗磁接觸感測器	-	-	-	3	-	-
	Twin Socket Outlet (Reserved Point only) 雙位電插座(預留暗箱位)	-	-	-	1	-	-
	Air-conditioner Point 冷氣機接駁點	-	-	-	1	-	-
	Fused Connection Unit for Motorized Curtain (Reserved Point only) 保險絲接線位供電動窗簾(預留暗箱位)	-	-	-	1	-	-

Notes:

- “1, 2,” denotes the quantity of such provision(s) provided in the residential property.
- The Symbol “-” as shown in the above table denotes “Not Provided”.
- The Symbol “/” as shown in the above table denotes “Not Applicable”.

備註:

- “1, 2,” 表示提供於該住宅物業內的裝置數量。
- 上表符號「-」表示「不提供」。
- 上表符號「/」表示「不適用」。

23. FITTING, FINISHES AND APPLIANCES
裝置、裝修物料及設備

Schedule of Mechanical and Electrical Provisions for Residential Properties
住宅單位機電裝置說明表
House 16 and House 19
16號洋房及19號洋房

Location 位置	Exposed Type 外露型	Non-exposed Type 非外露型	LG/F 地下低層	G/F 地下	1/F 1樓	2/F 2樓	Roof 天台
Bedroom 3 睡房3	Connection Point for Telephone / Internet 接駁點供電話/互聯網	-	-	-	1	-	-
	Television / FM Socket Outlet (Reserved Point only) 電視/電台天線插座(預留暗箱位)	-	-	-	1	-	-
	Panic Alarm Button 緊急警報按鈕	-	-	-	1	-	-
	Lighting Point 燈位	-	-	-	1	-	-
	Lighting Switch 燈掣	-	-	-	2	-	-
	Door / Window Contact 門/窗磁接觸感測器	-	-	-	4	-	-
	Twin Socket Outlet (Reserved Point only) 雙位電插座(預留暗箱位)	-	-	-	1	-	-
	Air-conditioner Point 冷氣機接駁點	-	-	-	1	-	-
	Fused Connection Unit for Motorized Curtain (Reserved Point only) 保險絲接線位供電動窗簾(預留暗箱位)	-	-	-	2	-	-
Bathroom 1 浴室1	Lighting Point 燈位	-	-	-	1	-	-
	Fused Connection Unit for Exhaust Fan 保險絲接線位供抽氣扇	-	-	-	1	-	-
	Gas Water Heater Remote Controller 煤氣熱水爐控制器	-	-	-	1	-	-
Bathroom 2 浴室2	Lighting Point 燈位	-	-	-	1	-	-
	Door / Window Contact 門/窗磁接觸感測器	-	-	-	1	-	-
	Fused Connection Unit for Exhaust Fan 保險絲接線位供抽氣扇	-	-	-	1	-	-
	Gas Water Heater Remote Controller 煤氣熱水爐控制器	-	-	-	1	-	-
Bathroom 3 浴室3	Door / Window Contact 門/窗磁接觸感測器	-	-	-	1	-	-
	Fused Connection Unit for Exhaust Fan 保險絲接線位供抽氣扇	-	-	-	1	-	-
	Gas Water Heater Remote Controller 煤氣熱水爐控制器	-	-	-	1	-	-

Notes:

- “1, 2,” denotes the quantity of such provision(s) provided in the residential property.
- The Symbol “-” as shown in the above table denotes “Not Provided”.
- The Symbol “/” as shown in the above table denotes “Not Applicable”.

備註:

- “1, 2,”表示提供於該住宅物業內的裝置數量。
- 上表符號「-」表示「不提供」。
- 上表符號「/」表示「不適用」。

23. FITTING, FINISHES AND APPLIANCES
裝置、裝修物料及設備

Schedule of Mechanical and Electrical Provisions for Residential Properties

住宅單位機電裝置說明表

House 16 and House 19

16號洋房及19號洋房

Location 位置	Exposed Type 外露型	Non-exposed Type 非外露型	LG/F 地下低層	G/F 地下	1/F 1樓	2/F 2樓	Roof 天台
Foyer 2 前廳2	Twin Socket Outlet (Reserved Point only) 雙位電插座(預留暗箱位)	-	-	-	1	-	-
	Security Alarm Keypad 安全警報鍵盤	-	-	-	1	-	-
	Lighting Point 燈位	-	-	-	1	-	-
	Lighting Switch 燈掣	-	-	-	2	-	-
	Air-conditioner Point 冷氣機接駁點	-	-	-	1	-	-
Master Bedroom 主人睡房	Twin Socket Outlet (Reserved Point only) 雙位電插座(預留暗箱位)	-	-	-	-	3	-
	Connection Point for Telephone / Internet 接駁點供電話/互聯網	-	-	-	-	1	-
	Television / FM Socket Outlet (Reserved Point only) 電視/電台天線插座(預留暗箱位)	-	-	-	-	1	-
	Lighting Point 燈位	-	-	-	-	2	-
	Lighting Switch 燈掣	-	-	-	-	2	-
	Door / Window Contact 門/窗磁接觸感測器	-	-	-	-	5	-
	Exhaust Fan Switch 抽氣扇開關	-	-	-	-	1	-
	Panic Alarm Button 緊急警報按鈕	-	-	-	-	1	-
	Air-conditioner Point 冷氣機接駁點	-	-	-	-	2	-
	Fused Connection Unit for Motorized Curtain (Reserved Point only) 保險絲接線位供電動窗簾(預留暗箱位)	-	-	-	-	3	-

Notes:

- “1, 2,” denotes the quantity of such provision(s) provided in the residential property.
- The Symbol “-” as shown in the above table denotes “Not Provided”.
- The Symbol “/” as shown in the above table denotes “Not Applicable”.

備註:

- “1, 2,” 表示提供於該住宅物業內的裝置數量。
- 上表符號「-」表示「不提供」。
- 上表符號「/」表示「不適用」。

23. FITTING, FINISHES AND APPLIANCES 裝置、裝修物料及設備

Schedule of Mechanical and Electrical Provisions for Residential Properties 住宅單位機電裝置說明表

House 16 and House 19 16號洋房及19號洋房

Location 位置	Exposed Type 外露型	Non-exposed Type 非外露型	LG/F 地下低層	G/F 地下	1/F 1樓	2/F 2樓	Roof 天台
Study Room 書房	Twin Socket Outlet (Reserved Point only) 雙位電插座(預留暗箱位)	-	-	-	-	1	-
	Connection Point for Telephone / Internet 接駁點供電話/互聯網	-	-	-	-	1	-
	Television / FM Socket Outlet (Reserved Point only) 電視/電台天線插座(預留暗箱位)	-	-	-	-	1	-
	Lighting Point 燈位	-	-	-	-	1	-
	Lighting Switch 燈掣	-	-	-	-	1	-
	Door / Window Contact 門/窗磁接觸感測器	-	-	-	-	4	-
	Air-conditioner Point 冷氣機接駁點	-	-	-	-	1	-
	Fused Connection Unit for Motorized Curtain (Reserved Point only) 保險絲接線位供電動窗簾(預留暗箱位)	-	-	-	-	2	-
Master Bathroom 主人浴室	Lighting Point 燈位	-	-	-	-	1	-
	Door / Window Contact 門/窗磁接觸感測器	-	-	-	-	2	-
	Fused Connection Unit for Exhaust Fan 接線位連保險絲供抽氣扇	-	-	-	-	1	-
	Gas Water Heater Remote Controller 煤氣熱水爐控制器	-	-	-	-	1	-
Foyer 3 前廳3	Twin Socket Outlet (Reserved Point only) 雙位電插座(預留暗箱位)	-	-	-	-	1	-
	Security Alarm Keypad 安全警報鍵盤	-	-	-	-	1	-
	Lighting Point 燈位	-	-	-	-	2	-
	Lighting Switch 燈掣	-	-	-	-	3	-
	Air-conditioner Point 冷氣機接駁點	-	-	-	-	1	-

Notes:

- “1, 2,” denotes the quantity of such provision(s) provided in the residential property.
- The Symbol “-” as shown in the above table denotes “Not Provided”.
- The Symbol “/” as shown in the above table denotes “Not Applicable”.

備註:

- “1, 2,”表示提供於該住宅物業內的裝置數量。
- 上表符號「-」表示「不提供」。
- 上表符號「/」表示「不適用」。

23. FITTING, FINISHES AND APPLIANCES
裝置、裝修物料及設備

Schedule of Mechanical and Electrical Provisions for Residential Properties

住宅單位機電裝置說明表

House 16 and House 19

16號洋房及19號洋房

Location 位置	Exposed Type 外露型	Non-exposed Type 非外露型	LG/F 地下低層	G/F 地下	1/F 1樓	2/F 2樓	Roof 天台
Roof 天台	Isolator for Outdoor Air-Conditioner 室外空調機開關掣	-	-	-	-	-	2
	Lighting Point 燈位	-	-	-	-	-	6
	Water Proof Lighting Switch 防水燈掣	-	-	-	-	-	1
	-	Water Proof Socket Outlet 防水電插座	-	-	-	-	1
	-	Reserved Connection Point for Telephone / Internet 預留接駁點供電話/互聯網	-	-	-	-	1
	-	Water Proof Isolator 防水電掣	-	-	-	-	1
	-	Fused Connection Unit for Gas Water Heater 保險絲接線位供煤氣	-	-	-	-	3
Internal Staircase 內置樓梯	Lighting Point 燈位	-	2	2	2	2	3
	Lighting Switch 燈掣	-	1	2	1	2	-
	Door / Window Contact 門/窗磁接觸感測器	-	1	2	2	1	-

Notes:

- “1, 2,” denotes the quantity of such provision(s) provided in the residential property.
- The Symbol “-” as shown in the above table denotes “Not Provided”.
- The Symbol “/” as shown in the above table denotes “Not Applicable”.

備註：

- “1, 2,”表示提供於該住宅物業內的裝置數量。
- 上表符號「-」表示「不提供」。
- 上表符號「/」表示「不適用」。

23. FITTING, FINISHES AND APPLIANCES
裝置、裝修物料及設備

Schedule of Mechanical and Electrical Provisions for Residential Properties
住宅單位機電裝置說明表

House 17, House 32, House 33 and House 35
17號洋房、32號洋房、33號洋房及35號洋房

Location 位置	Exposed Type 外露型	Non-exposed Type 非外露型	LG/F 地下低層	G/F 地下	1/F 1樓	2/F 2樓	Roof 天台
Bathroom 浴室	Lighting Point 燈位	-	3	-	-	-	-
	-	Fused Connection Unit for Exhaust Fan 保險絲接線位供抽氣扇	1	-	-	-	-
	-	Gas Water Heater Remote Controller 煤氣熱水爐控制器	1	-	-	-	-
Maid Room 工人房	Twin Socket Outlet 雙位電插座	-	3	-	-	-	-
	Miniature Circuit Breaker Board 總電掣箱	-	1	-	-	-	-
	Reserved Connection Point for Telephone / Internet 預留接駁點供電話/互聯網	-	1	-	-	-	-
	Controller for Security System 保安系統控制器	-	1	-	-	-	-
	Security Alarm Keypad 安全警報鍵盤	-	1	-	-	-	-
	Air-conditioner Point 冷氣機接駁點	-	1	-	-	-	-
	Lighting Point 燈位	-	1	-	-	-	-
	Lighting Switch 燈掣	-	1	-	-	-	-
	Door / Window Contact 門/窗磁接觸感測器	-	2	-	-	-	-
Store 儲物房	Twin Socket Outlet 雙位電插座	-	1	-	-	-	-
	Lighting Point 燈位	-	2	-	-	-	-
	Lighting Switch 燈掣	-	1	-	-	-	-
Utility Room 工作間	Single Socket Outlet 單位電插座	-	1	-	-	-	-
	Twin Socket Outlet 雙位電插座	-	1	-	-	-	-
	Lighting Point 燈位	-	1	-	-	-	-
	Lighting Switch 燈掣	-	1	-	-	-	-
	Air-conditioner Point 冷氣機接駁點	-	1	-	-	-	-
	Water Supply Connection Point for Washer 來水接駁位供洗衣機	-	1	-	-	-	-
	Drainage Point for Washer 去水位供洗衣機	-	1	-	-	-	-

Notes:

- “1, 2,” denotes the quantity of such provision(s) provided in the residential property.
- The Symbol “-” as shown in the above table denotes “Not Provided”.
- The Symbol “/” as shown in the above table denotes “Not Applicable”.

備註：

- “1, 2,” 表示提供於該住宅物業內的裝置數量。
- 上表符號「-」表示「不提供」。
- 上表符號「/」表示「不適用」。

23. FITTING, FINISHES AND APPLIANCES 裝置、裝修物料及設備

Schedule of Mechanical and Electrical Provisions for Residential Properties

住宅單位機電裝置說明表

House 17, House 32, House 33 and House 35

17號洋房、32號洋房、33號洋房及35號洋房

Location 位置	Exposed Type 外露型	Non-exposed Type 非外露型	LG/F 地下低層	G/F 地下	1/F 1樓	2/F 2樓	Roof 天台
Foyer 4 前廳4	Twin Socket Outlet 雙位電插座	-	1	-	-	-	-
	Reserved Connection Point for Telephone / Internet 預留接駁點供電話/互聯網	-	1	-	-	-	-
	Lighting Point 燈位	-	3	-	-	-	-
	Lighting Switch 燈掣	-	1	-	-	-	-
	Home Automation Lighting Switch 智能家居燈掣	-	1	-	-	-	-
	Exhaust Fan Switch 抽氣扇開關	-	1	-	-	-	-
Lift Lobby 升降機大堂	Lighting Point 燈位	-	1	-	-	-	-
	Home Automation Lighting Switch 智能家居燈掣	-	1	-	-	-	-
	-	Air-conditioner Point 冷氣機接駁點	1	-	-	-	-
Protected Lobby 保護門廊	Lighting Point 燈位	-	1	-	-	-	-
	Home Automation Lighting Switch 智能家居燈掣	-	1	-	-	-	-
	Door / Window Contact 門/窗磁接觸感測器	-	1	-	-	-	-
Electrical / Extra Low Voltage Duct 電線或特低壓 電線槽	Fused Connection Unit for Communal Aerial Broadcast Distribution Box 保險絲接線位供公共天線配電箱	-	1	-	-	-	-
Living Room and Dining Room 客廳及飯廳	Twin Socket Outlet 雙位電插座	-	-	3	-	-	-
	Connection Point for Telephone / Internet 接駁點供電話/互聯網	-	-	2	-	-	-
	Television / FM Socket Outlet 電視/電台天線插座	-	-	2	-	-	-
	Lighting Point 燈位	-	-	4	-	-	-
	Home Automation Lighting Switch 智能家居燈掣	-	-	4	-	-	-
	Door / Window Contact 門/窗磁接觸感測器	-	-	1	-	-	-
	-	Air-conditioner Point 冷氣機接駁點	-	-	1	-	-
	-	Fused Connection Unit for Motorized Curtain 保險絲接線位供電動窗簾	-	-	1	-	-

Notes:

- "1, 2," denotes the quantity of such provision(s) provided in the residential property.
- The Symbol "-" as shown in the above table denotes "Not Provided".
- The Symbol "/" as shown in the above table denotes "Not Applicable".

備註:

- "1, 2," 表示提供於該住宅物業內的裝置數量。
- 上表符號「-」表示「不提供」。
- 上表符號「/」表示「不適用」。

23. FITTING, FINISHES AND APPLIANCES
裝置、裝修物料及設備

Schedule of Mechanical and Electrical Provisions for Residential Properties

住宅單位機電裝置說明表

House 17, House 32, House 33 and House 35

17號洋房、32號洋房、33號洋房及35號洋房

Location 位置	Exposed Type 外露型	Non-exposed Type 非外露型	LG/F 地下低層	G/F 地下	1/F 1樓	2/F 2樓	Roof 天台
Kitchen 廚房	Twin Socket Outlet 雙位電插座	-	-	4	-	-	-
	Lighting Point 燈位	-	-	7	-	-	-
	Door / Window Contact 門/窗磁接觸感測器	-	-	2	-	-	-
	-	Air-conditioner Point 冷氣機接駁點	-	1	-	-	-
	-	Fused Connection Unit for Exhaust Fan 保險絲接線位供抽氣扇	-	1	-	-	-
	-	Twin Socket Outlet for Gas Cooker Hob 雙位電插座供煤氣煮食爐	-	1	-	-	-
	-	Double Pole Switch for Induction Hob 雙極開關掣供電磁爐	-	1	-	-	-
	-	Double Pole Switch for Oven 雙極開關掣供焗爐	-	1	-	-	-
	-	Single Socket Outlet for Cooker Hood 單位電插座供抽油煙機	-	1	-	-	-
	-	Single Socket Outlet for Refrigerator 單位電插座供雪櫃	-	1	-	-	-
	-	Single Socket Outlet for Steam Oven 單位電插座供蒸焗爐	-	1	-	-	-
	-	Single Socket Outlet for Warming Drawer 單位電插座供保溫櫃	-	1	-	-	-
Powder Room 化妝間	Lighting Point 燈位	-	-	2	-	-	-
	-	Fused Connection Unit for Exhaust Fan 保險絲接線位供抽氣扇	-	1	-	-	-
Foyer 1 前廳 1	Twin Socket Outlet 雙位電插座	-	-	1	-	-	-
	Security Alarm Keypad 安全警報鍵盤	-	-	1	-	-	-
	Video Doorphone 視像對講機	-	-	1	-	-	-
	Lighting Point 燈位	-	-	2	-	-	-
	Lighting Switch 燈掣	-	-	2	-	-	-
	Exhaust Fan Switch 抽氣扇開關	-	-	2	-	-	-
	Home Automation Lighting Switch 智能家居燈掣	-	-	2	-	-	-
	Door / Window Contact 門/窗磁接觸感測器	-	-	1	-	-	-
	-	Air-conditioner Point 冷氣機接駁點	-	2	-	-	-

Notes:

- “1, 2,” denotes the quantity of such provision(s) provided in the residential property.
- The Symbol “-” as shown in the above table denotes “Not Provided”.
- The Symbol “/” as shown in the above table denotes “Not Applicable”.

備註：

- “1, 2,” 表示提供於該住宅物業內的裝置數量。
- 上表符號「-」表示「不提供」。
- 上表符號「/」表示「不適用」。

23. FITTING, FINISHES AND APPLIANCES 裝置、裝修物料及設備

Schedule of Mechanical and Electrical Provisions for Residential Properties

住宅單位機電裝置說明表

House 17, House 32, House 33 and House 35

17號洋房、32號洋房、33號洋房及35號洋房

Location 位置	Exposed Type 外露型	Non-exposed Type 非外露型	LG/F 地下低層	G/F 地下	1/F 1樓	2/F 2樓	Roof 天台
Garden (facing Main Entrance) 花園 (面向大門)	Water Proof Socket Outlet 防水電插座	-	-	1	-	-	-
	Visitor Panel 訪客對講機	-	-	1	-	-	-
	Lighting Point 燈位	-	-	6	-	-	-
	Gate Release Button 開門開門按鈕	-	-	1	-	-	-
	-	Fused Connection Point for Signage and Gate Electrical Lock 接線位連保險絲供門牌燈及開門電鎖	-	2	-	-	-
Garden (facing Living Room) 花園 (面向客廳)	Lighting Point 燈位	-	-	4	-	-	-
	-	Reserved Connection Point for Telephone / Internet 預留接駁點供電話/互聯網	-	1	-	-	-
	-	Water Proof Socket Outlet 防水電插座	-	1	-	-	-
Bedroom 1 睡房 1	Connection Point for Telephone / Internet 接駁點供電話/互聯網	-	-	-	1	-	-
	Television / FM Socket Outlet 電視/電台天線插座	-	-	-	1	-	-
	Panic Alarm Button 緊急警報按鈕	-	-	-	1	-	-
	Lighting Point 燈位	-	-	-	1	-	-
	Lighting Switch 燈掣	-	-	-	1	-	-
	Home Automation Lighting Switch 智能家居燈掣	-	-	-	1	-	-
	Door / Window Contact 門/窗磁接觸感測器	-	-	-	3	-	-
	Twin Socket Outlet 雙位電插座	-	-	-	1	-	-
	-	Air-conditioner Point 冷氣機接駁點	-	-	1	-	-
	-	Fused Connection Unit for Motorized Curtain 保險絲接線位供電動窗簾	-	-	1	-	-

Notes:

- “1, 2,” denotes the quantity of such provision(s) provided in the residential property.
- The Symbol “-” as shown in the above table denotes “Not Provided”.
- The Symbol “/” as shown in the above table denotes “Not Applicable”.

備註：

- “1, 2,” 表示提供於該住宅物業內的裝置數量。
- 上表符號「-」表示「不提供」。
- 上表符號「/」表示「不適用」。

23. FITTING, FINISHES AND APPLIANCES
裝置、裝修物料及設備

Schedule of Mechanical and Electrical Provisions for Residential Properties
住宅單位機電裝置說明表

House 17, House 32, House 33 and House 35
17號洋房、32號洋房、33號洋房及35號洋房

Location 位置	Exposed Type 外露型	Non-exposed Type 非外露型	LG/F 地下低層	G/F 地下	1/F 1樓	2/F 2樓	Roof 天台
Bedroom 2 睡房 2	Connection Point for Telephone / Internet 接駁點供電話/互聯網	-	-	-	1	-	-
	Television / FM Socket Outlet 電視/電台天線插座	-	-	-	1	-	-
	Panic Alarm Button 緊急警報按鈕	-	-	-	1	-	-
	Lighting Point 燈位	-	-	-	2	-	-
	Lighting Switch 燈掣	-	-	-	1	-	-
	Home Automation Lighting Switch 智能家居燈掣	-	-	-	1	-	-
	Door / Window Contact 門/窗磁接觸感測器	-	-	-	3	-	-
	Twin Socket Outlet 雙位電插座	-	-	-	1	-	-
	-	Air-conditioner Point 冷氣機接駁點	-	-	1	-	-
	-	Fused Connection Unit for Motorized Curtain 保險絲接線位供電動窗簾	-	-	1	-	-
Bedroom 3 睡房 3	Connection Point for Telephone / Internet 接駁點供電話/互聯網	-	-	-	1	-	-
	Television / FM Socket Outlet 電視/電台天線插座	-	-	-	1	-	-
	Panic Alarm Button 緊急警報按鈕	-	-	-	1	-	-
	Lighting Point 燈位	-	-	-	2	-	-
	Lighting Switch 燈掣	-	-	-	1	-	-
	Home Automation Lighting Switch 智能家居燈掣	-	-	-	1	-	-
	Door / Window Contact 門/窗磁接觸感測器	-	-	-	4	-	-
	Twin Socket Outlet 雙位電插座	-	-	-	1	-	-
	-	Air-conditioner Point 冷氣機接駁點	-	-	1	-	-
	-	Fused Connection Unit for Motorized Curtain 保險絲接線位供電動窗簾	-	-	1	-	-

Notes:

- “1, 2,” denotes the quantity of such provision(s) provided in the residential property.
- The Symbol “-” as shown in the above table denotes “Not Provided”.
- The Symbol “/” as shown in the above table denotes “Not Applicable”.

備註:

- “1, 2,” 表示提供於該住宅物業內的裝置數量。
- 上表符號「-」表示「不提供」。
- 上表符號「/」表示「不適用」。

23. FITTING, FINISHES AND APPLIANCES 裝置、裝修物料及設備

Schedule of Mechanical and Electrical Provisions for Residential Properties

住宅單位機電裝置說明表

House 17, House 32, House 33 and House 35

17號洋房、32號洋房、33號洋房及35號洋房

Location 位置	Exposed Type 外露型	Non-exposed Type 非外露型	LG/F 地下低層	G/F 地下	1/F 1樓	2/F 2樓	Roof 天台
Bathroom 1 浴室1	Lighting Point 燈位	-	-	-	5	-	-
	-	Fused Connection Unit for Exhaust Fan 保險絲接線位供抽氣扇	-	-	1	-	-
	-	Single Socket Outlet 單位電插座	-	-	1	-	-
	-	Double Pole Switch for Thermo Ventilator 雙極開關掣供換氣暖風機	-	-	1	-	-
	-	Gas Water Heater Remote Controller 煤氣熱水爐控制器	-	-	1	-	-
Bathroom 2 浴室2	Lighting Point 燈位	-	-	-	5	-	-
	Door / Window Contact 門/窗磁接觸感測器	-	-	-	1	-	-
	-	Single Socket Outlet 單位電插座	-	-	1	-	-
	-	Double Pole Switch for Thermo Ventilator 雙極開關掣供換氣暖風機	-	-	1	-	-
	-	Gas Water Heater Remote Controller 煤氣熱水爐控制器	-	-	1	-	-
Bathroom 3 浴室3	Lighting Point 燈位	-	-	-	5	-	-
	Door / Window Contact 門/窗磁接觸感測器	-	-	-	1	-	-
	-	Single Socket Outlet 單位電插座	-	-	1	-	-
	-	Double Pole Switch for Thermo Ventilator 雙極開關掣供換氣暖風機	-	-	1	-	-
	-	Gas Water Heater Remote Controller 煤氣熱水爐控制器	-	-	1	-	-
Foyer 2 前廳2	Twin Socket Outlet 雙位電插座	-	-	-	1	-	-
	Security Alarm Keypad 安全警報鍵盤	-	-	-	1	-	-
	Lighting Point 燈位	-	-	-	3	-	-
	Home Automation Lighting Switch 智能家居燈掣	-	-	-	2	-	-
	-	Air-conditioner Point 冷氣機接駁點	-	-	1	-	-

Notes:

- “1, 2, ……” denotes the quantity of such provision(s) provided in the residential property.
- The Symbol “-” as shown in the above table denotes “Not Provided”.
- The Symbol “/” as shown in the above table denotes “Not Applicable”.

備註：

- “1, 2, ……”表示提供於該住宅物業內的裝置數量。
- 上表符號「-」表示「不提供」。
- 上表符號「/」表示「不適用」。

23. FITTING, FINISHES AND APPLIANCES 裝置、裝修物料及設備

Schedule of Mechanical and Electrical Provisions for Residential Properties

住宅單位機電裝置說明表

House 17, House 32, House 33 and House 35

17號洋房、32號洋房、33號洋房及35號洋房

Location 位置	Exposed Type 外露型	Non-exposed Type 非外露型	LG/F 地下低層	G/F 地下	1/F 1樓	2/F 2樓	Roof 天台
Master Bedroom 主人睡房	Twin Socket Outlet 雙位電插座	-	-	-	-	3	-
	Connection Point for Telephone / Internet 接駁點供電話/互聯網	-	-	-	-	1	-
	Television / FM Socket Outlet 電視/電台天線插座	-	-	-	-	1	-
	Lighting Point 燈位	-	-	-	-	3	-
	Lighting Switch 燈掣	-	-	-	-	1	-
	Home Automation Lighting Switch 智能家居燈掣	-	-	-	-	2	-
	Door / Window Contact 門/窗磁接觸感測器	-	-	-	-	4	-
	Panic Alarm Button 緊急警報按鈕	-	-	-	-	1	-
	-	Air-conditioner Point 冷氣機接駁點	-	-	-	2	-
	-	Fused Connection Unit for Motorized Curtain 保險絲接線位供電動窗簾	-	-	-	2	-
Study Room 書房	Twin Socket Outlet 雙位電插座	-	-	-	-	1	-
	Connection Point for Telephone / Internet 接駁點供電話/互聯網	-	-	-	-	1	-
	Television / FM Socket Outlet 電視/電台天線插座	-	-	-	-	1	-
	Lighting Point 燈位	-	-	-	-	2	-
	Home Automation Lighting Switch 智能家居燈掣	-	-	-	-	1	-
	Door / Window Contact 門/窗磁接觸感測器	-	-	-	-	4	-
	-	Air-conditioner Point 冷氣機接駁點	-	-	-	1	-
	-	Fused Connection Unit for Motorized Curtain 保險絲接線位供電動窗簾	-	-	-	1	-

Notes:

- “1, 2,” denotes the quantity of such provision(s) provided in the residential property.
- The Symbol “-” as shown in the above table denotes “Not Provided”.
- The Symbol “/” as shown in the above table denotes “Not Applicable”.

備註：

- “1, 2,” 表示提供於該住宅物業內的裝置數量。
- 上表符號「-」表示「不提供」。
- 上表符號「/」表示「不適用」。

23. FITTING, FINISHES AND APPLIANCES 裝置、裝修物料及設備

Schedule of Mechanical and Electrical Provisions for Residential Properties

住宅單位機電裝置說明表

House 17, House 32, House 33 and House 35

17號洋房、32號洋房、33號洋房及35號洋房

Location 位置	Exposed Type 外露型	Non-exposed Type 非外露型	LG/F 地下低層	G/F 地下	1/F 1樓	2/F 2樓	Roof 天台
Master Bathroom 主人浴室	Lighting Point 燈位	-	-	-	-	11	-
	Door / Window Contact 門/窗磁接觸感測器	-	-	-	-	2	-
	Floor Heating Controller 地暖控制器	-	-	-	-	1	-
	-	Single Socket Outlet 單位電插座	-	-	-	2	-
	-	Fused Connection Unit for Exhaust Fan 接線位連保險絲供抽氣扇	-	-	-	1	-
	-	Double Pole Switch for Thermo Ventilator 雙極開關掣供換氣暖風機	-	-	-	1	-
	-	Fused Connection Unit for Towel Warmer 接線位連保險絲供暖毛巾架	-	-	-	1	-
	-	Fused Connection Point for Floor Heating 接線位連保險絲供地暖	-	-	-	1	-
	-	Gas Water Heater Remote Controller 煤氣熱水爐控制器	-	-	-	1	-
Foyer 3 前廳3	Twin Socket Outlet 雙位電插座	-	-	-	-	1	-
	Security Alarm Keypad 安全警報鍵盤	-	-	-	-	1	-
	Lighting Point 燈位	-	-	-	-	2	-
	Home Automation Lighting Switch 智能家居燈掣	-	-	-	-	2	-
	-	Air-conditioner Point 冷氣機接駁點	-	-	-	1	-
Roof 天台	Isolator for Outdoor Air-Conditioner 室外空調機開關掣	-	-	-	-	-	2
	Lighting Point 燈位	-	-	-	-	-	6
	Water Proof Lighting Switch 防水燈掣	-	-	-	-	-	1
	-	Water Proof Socket Outlet 防水電插座	-	-	-	-	1
	-	Reserved Connection Point for Telephone / Internet 預留接駁點供電話/互聯網	-	-	-	-	1
	-	Water Proof Isolator 防水電掣	-	-	-	-	1
	-	Fused Connection Unit for Gas Water Heater 保險絲接線位供煤氣	-	-	-	-	3

Notes:

- “1, 2, ……” denotes the quantity of such provision(s) provided in the residential property.
- The Symbol “-” as shown in the above table denotes “Not Provided”.
- The Symbol “/” as shown in the above table denotes “Not Applicable”.

備註：

- “1, 2, ……”表示提供於該住宅物業內的裝置數量。
- 上表符號「-」表示「不提供」。
- 上表符號「/」表示「不適用」。

23. FITTING, FINISHES AND APPLIANCES
裝置、裝修物料及設備

Schedule of Mechanical and Electrical Provisions for Residential Properties

住宅單位機電裝置說明表

House 17, House 32, House 33 and House 35

17號洋房、32號洋房、33號洋房及35號洋房

Location 位置	Exposed Type 外露型	Non-exposed Type 非外露型	LG/F 地下低層	G/F 地下	1/F 1樓	2/F 2樓	Roof 天台
Internal Staircase 內置樓梯	Lighting Point 燈位	-	4	5	6	4	3
	Home Automation Lighting Switch 智能家居燈掣	-	1	1	1	3	-
	Door / Window Contact 門/窗磁接觸感測器	-	1	2	2	1	-

Notes:

1. "1, 2," denotes the quantity of such provision(s) provided in the residential property.
2. The Symbol "-" as shown in the above table denotes "Not Provided".
3. The Symbol "/" as shown in the above table denotes "Not Applicable".

備註：

1. "1, 2," 表示提供於該住宅物業內的裝置數量。
2. 上表符號「-」表示「不提供」。
3. 上表符號「/」表示「不適用」。

23. FITTING, FINISHES AND APPLIANCES
裝置、裝修物料及設備

Schedule of Mechanical and Electrical Provisions for Residential Properties
住宅單位機電裝置說明表

House 25
25號洋房

Location 位置	Exposed Type 外露型	Non-exposed Type 非外露型	LG/F 地下低層	G/F 地下	1/F 1樓	2/F 2樓	Roof 天台
Bathroom 5 浴室5	Lighting Point 燈位	-	5	-	-	-	-
	-	Twin Socket Outlet 雙位電插座	1	-	-	-	-
	-	Exhaust Fan Switch 抽氣扇開關	1	-	-	-	-
	-	Fused Connection Unit for Exhaust Fan 保險絲接線位供抽氣扇	1	-	-	-	-
	-	Gas Water Heater Remote Controller 煤氣熱水爐控制器	1	-	-	-	-
Store 1 儲物房1	Single Socket Outlet 單位電插座	-	1	-	-	-	-
	Twin Socket Outlet 雙位電插座	-	2	-	-	-	-
	Miniature Circuit Breaker Board 總電掣箱	-	1	-	-	-	-
	Reserved Connection Point for Telephone / Internet 預留接駁點供電話/互聯網	-	1	-	-	-	-
	Controller for Security System 保安系統控制器	-	1	-	-	-	-
	-	Air-conditioner Point 冷氣機接駁點	1	-	-	-	-
	Lighting Point 燈位	-	4	-	-	-	-
	Lighting Switch 燈掣	-	1	-	-	-	-
	Door/Window Contact 門/窗磁接觸感測器	-	1	-	-	-	-
Utility Room 工作間	Single Socket Outlet 單位電插座	-	2	-	-	-	-
	Lighting Point 燈位	-	3	-	-	-	-
	Security Alarm Keypad 安全警報鍵盤	-	1	-	-	-	-
	Water Supply Connection Point for Washer 來水接駁位供洗衣機	-	1	-	-	-	-
	Drainage Point for Washer 去水位供洗衣機	-	1	-	-	-	-
	Air-conditioner Point 冷氣機接駁點	-	1	-	-	-	-

Notes:

- “1, 2,” denotes the quantity of such provision(s) provided in the residential property.
- The Symbol “-” as shown in the above table denotes “Not Provided”.
- The Symbol “/” as shown in the above table denotes “Not Applicable”.

備註:

- “1, 2,” 表示提供於該住宅物業內的裝置數量。
- 上表符號「-」表示「不提供」。
- 上表符號「/」表示「不適用」。

23. FITTING, FINISHES AND APPLIANCES
裝置、裝修物料及設備

Schedule of Mechanical and Electrical Provisions for Residential Properties
住宅單位機電裝置說明表

House 25
25 號洋房

Location 位置	Exposed Type 外露型	Non-exposed Type 非外露型	LG/F 地下低層	G/F 地下	1/F 1樓	2/F 2樓	Roof 天台	
Lift Lobby 升降機大堂	Single Socket Outlet 單位電插座	-	1	-	-	-	-	
	Lighting Point 燈位	-	7	-	-	-	-	
	Lighting Switch 燈掣	-	1	-	-	-	-	
	Home Automation Lighting Switch 智能家居燈掣	-	2	-	-	-	-	
	-	Single Socket Outlet 單位電插座	1	-	-	-	-	
	-	Air-conditioner Point 冷氣機接駁點	1	-	-	-	-	
Protected Lobby 保護門廊	Lighting Point 燈位	-	1	-	-	-	-	
	Home Automation Lighting Switch 智能家居燈掣	-	1	-	-	-	-	
	Door/Window Contact 門/窗磁接觸感測器	-	1	-	-	-	-	
Electrical / Extra Low Voltage Duct 電纜或特低壓 電纜槽	Fused Connection Unit for Communal Aerial Broadcast Distribution Box 保險絲接線位供公共天線配電箱	-	1	-	-	-	-	
Living Room and Dining Room 客廳及飯廳	Single Socket Outlet 單位電插座	-	-	6	-	-	-	
	Twin Socket Outlet 雙位電插座	-	-	1	-	-	-	
	Connection Point for Telephone/Internet 接駁點供電話/互聯網	-	-	2	-	-	-	
	Television / FM Socket Point 電視/電台天線插座	-	-	1	-	-	-	
	Lighting Point 燈位	-	-	39	-	-	-	
	Lighting Switch 燈掣	-	-	2	-	-	-	
	Home Automation Lighting Switch 智能家居燈掣	-	-	3	-	-	-	
	Home Automation Curtain Switch 智能家居窗簾掣	-	-	4	-	-	-	
	Door/Window Contact 門/窗磁接觸感測器	-	-	3	-	-	-	
	-	Single Socket Outlet 單位電插座	-	-	1	-	-	-
	-	Twin Socket Outlet for Microwave Oven 雙位電插座供微波爐	-	-	1	-	-	-

Notes:

- “1, 2,” denotes the quantity of such provision(s) provided in the residential property.
- The Symbol “-” as shown in the above table denotes “Not Provided”.
- The Symbol “/” as shown in the above table denotes “Not Applicable”.

備註：

- “1, 2,” 表示提供於該住宅物業內的裝置數量。
- 上表符號「-」表示「不提供」。
- 上表符號「/」表示「不適用」。

23. FITTING, FINISHES AND APPLIANCES
裝置、裝修物料及設備

Schedule of Mechanical and Electrical Provisions for Residential Properties
住宅單位機電裝置說明表

House 25
25號洋房

Location 位置	Exposed Type 外露型	Non-exposed Type 非外露型	LG/F 地下低層	G/F 地下	1/F 1樓	2/F 2樓	Roof 天台
Living Room and Dining Room 客廳及飯廳	-	Twin Socket Outlet for Under Counter Fridge 雙位電插座供嵌入式雪櫃	-	1	-	-	-
	-	Air-conditioner Point 冷氣機接駁點	-	3	-	-	-
Kitchen 廚房	Twin Socket Outlet 雙位電插座	-	-	3	-	-	-
	Lighting Point 燈位	-	-	5	-	-	-
	Door/Window Contact 門/窗磁接觸感測器	-	-	4	-	-	-
	-	Air-conditioner Point 冷氣機接駁點	-	1	-	-	-
	-	Single Socket Outlet for Gas Cooker Hob 單位電插座供煤氣煮食爐	-	2	-	-	-
	-	Connection Point for Electric Grill 接駁點供電燒烤爐	-	1	-	-	-
	-	Single Socket Outlet for Cooker Hood 單位電插座供抽油煙機	-	1	-	-	-
	-	Connection Point for Oven 接駁點供焗爐	-	1	-	-	-
	-	Connection Point for Combi-steam Oven 接駁點供組合蒸焗爐	-	1	-	-	-
	-	Single Socket Outlet for Dishwasher 單位電插座供洗碗碟機	-	1	-	-	-
	-	Single Socket Outlet for Warming Drawer 單位電插座供保溫櫃	-	1	-	-	-
	-	Single Socket Outlet for Refrigerator 單位電插座供雪櫃	-	1	-	-	-
	-	Water Supply Connection Point for Dishwasher 來水接駁位供洗碗碟機	-	1	-	-	-
	-	Drainage Point for Dishwasher 去水位供洗碗碟機	-	1	-	-	-
Lavatory 洗手間	Lighting Point 燈位	-	-	1	-	-	-
	Door/Window Contact 門/窗磁接觸感測器	-	-	1	-	-	-
	-	Fused Connection Unit for Exhaust Fan 保險絲接線位供抽氣扇	-	1	-	-	-

Notes:

- “1, 2,” denotes the quantity of such provision(s) provided in the residential property.
- The Symbol “-” as shown in the above table denotes “Not Provided”.
- The Symbol “/” as shown in the above table denotes “Not Applicable”.

備註：

- “1, 2,” 表示提供於該住宅物業內的裝置數量。
- 上表符號「-」表示「不提供」。
- 上表符號「/」表示「不適用」。

23. FITTING, FINISHES AND APPLIANCES
裝置、裝修物料及設備

Schedule of Mechanical and Electrical Provisions for Residential Properties
住宅單位機電裝置說明表

House 25
25號洋房

Location 位置	Exposed Type 外露型	Non-exposed Type 非外露型	LG/F 地下低層	G/F 地下	1/F 1樓	2/F 2樓	Roof 天台
Maid Room 工人房	Lighting Point 燈位	-	-	5	-	-	-
	Door/Window Contact 門/窗磁接觸感測器	-	-	1	-	-	-
	-	Curtain Switch 窗簾掣	-	1	-	-	-
	-	Twin Socket Outlet 雙位電插座	-	1	-	-	-
	-	Exhaust Fan Switch 抽氣扇開關	-	1	-	-	-
Foyer 1 前廳1	Security Alarm Keypad 安全警報鍵盤	-	-	1	-	-	-
	Video Doorphone 視像對講機	-	-	1	-	-	-
	Lighting Point 燈位	-	-	3	-	-	-
	Lighting Switch 燈掣	-	-	2	-	-	-
	Home Automation Lighting Switch 智能家居燈掣	-	-	3	-	-	-
	Door/Window Contact 門/窗磁接觸感測器	-	-	1	-	-	-
Garden (facing Main Entrance) 花園 (面向大門)	Water Proof Socket Outlet 防水電插座	-	-	1	-	-	-
	Visitor Panel 訪客對講機	-	-	1	-	-	-
	Lighting Point 燈位	-	-	6	-	-	-
	Gate Release Button 閘門開門按鈕	-	-	1	-	-	-
	-	Fused Connection Point for Signage and Gate Electrical Lock 接線位連保險絲供門牌燈及閘門電鎖	-	2	-	-	-
Garden (facing Living Room and Dining Room) 花園 (面向客廳及 飯廳)	Lighting Point 燈位	-	-	6	-	-	-
	-	Water Proof Socket Outlet 防水電插座	-	1	-	-	-

Notes:

- “1, 2,” denotes the quantity of such provision(s) provided in the residential property.
- The Symbol “-” as shown in the above table denotes “Not Provided”.
- The Symbol “/” as shown in the above table denotes “Not Applicable”.

備註：

- “1, 2,” 表示提供於該住宅物業內的裝置數量。
- 上表符號「-」表示「不提供」。
- 上表符號「/」表示「不適用」。

23. FITTING, FINISHES AND APPLIANCES
裝置、裝修物料及設備

Schedule of Mechanical and Electrical Provisions for Residential Properties
住宅單位機電裝置說明表

House 25
25號洋房

Location 位置	Exposed Type 外露型	Non-exposed Type 非外露型	LG/F 地下低層	G/F 地下	1/F 1樓	2/F 2樓	Roof 天台
Bedroom 1 睡房 1	Connection Point for Telephone / Internet 接駁點供電話/互聯網	-	-	-	2	-	-
	Panic Alarm Button 緊急警報按鈕	-	-	-	1	-	-
	Lighting Point 燈位	-	-	-	14	-	-
	Home Automation Lighting Switch 智能家居燈掣	-	-	-	7	-	-
	Home Automation Curtain Switch 智能家居窗簾掣	-	-	-	1	-	-
	Door/Window Contact 門/窗磁接觸感測器	-	-	-	3	-	-
	Single Socket Outlet 單位電插座	-	-	-	6	-	-
	Twin Socket Outlet 雙位電插座	-	-	-	1	-	-
	-	Air-conditioner Point 冷氣機接駁點	-	-	1	-	-
Bedroom 2 睡房 2	Panic Alarm Button 緊急警報按鈕	-	-	-	1	-	-
	Lighting Point 燈位	-	-	-	12	-	-
	Home Automation Lighting Switch 智能家居燈掣	-	-	-	4	-	-
	Home Automation Curtain Switch 智能家居窗簾掣	-	-	-	2	-	-
	Door/Window Contact 門/窗磁接觸感測器	-	-	-	3	-	-
	Single Socket Outlet 單位電插座	-	-	-	3	-	-
	Twin Socket Outlet 雙位電插座	-	-	-	1	-	-
	-	Air-conditioner Point 冷氣機接駁點	-	-	1	-	-

Notes:

- “1, 2,” denotes the quantity of such provision(s) provided in the residential property.
- The Symbol “-” as shown in the above table denotes “Not Provided”.
- The Symbol “/” as shown in the above table denotes “Not Applicable”.

備註:

- “1, 2,” 表示提供於該住宅物業內的裝置數量。
- 上表符號「-」表示「不提供」。
- 上表符號「/」表示「不適用」。

23. FITTING, FINISHES AND APPLIANCES
裝置、裝修物料及設備

Schedule of Mechanical and Electrical Provisions for Residential Properties
住宅單位機電裝置說明表

House 25
25號洋房

Location 位置	Exposed Type 外露型	Non-exposed Type 非外露型	LG/F 地下低層	G/F 地下	1/F 1樓	2/F 2樓	Roof 天台
Bedroom 3 睡房 3	Connection Point for Telephone / Internet 接駁點供電話/互聯網	-	-	-	2	-	-
	Panic Alarm Button 緊急警報按鈕	-	-	-	1	-	-
	Lighting Point 燈位	-	-	-	9	-	-
	Home Automation Lighting Switch 智能家居燈掣	-	-	-	2	-	-
	Home Automation Curtain Switch 智能家居窗簾掣	-	-	-	2	-	-
	Door/Window Contact 門/窗磁接觸感測器	-	-	-	2	-	-
	Single Socket Outlet 單位電插座	-	-	-	1	-	-
	Twin Socket Outlet 雙位電插座	-	-	-	1	-	-
	-	Air-conditioner Point 冷氣機接駁點	-	-	1	-	-
Bathroom 1 浴室 1	Lighting Point 燈位	-	-	-	8	-	-
	-	Twin Socket Outlet 雙位電插座	-	-	1	-	-
	-	Double Pole Switch for Thermo Ventilator 雙極開關掣供換氣暖風機	-	-	1	-	-
	-	Gas Water Heater Remote Controller 煤氣熱水爐控制器	-	-	1	-	-
Bathroom 2 浴室 2	Lighting Point 燈位	-	-	-	8	-	-
	Door/Window Contact 門/窗磁接觸感測器	-	-	-	1	-	-
	-	Twin Socket Outlet 雙位電插座	-	-	1	-	-
	-	Curtain Switch 窗簾掣	-	-	1	-	-
	-	Double Pole Switch for Thermo Ventilator 雙極開關掣供換氣暖風機	-	-	1	-	-
	-	Gas Water Heater Remote Controller 煤氣熱水爐控制器	-	-	1	-	-

Notes:

- “1, 2, ……” denotes the quantity of such provision(s) provided in the residential property.
- The Symbol “-” as shown in the above table denotes “Not Provided”.
- The Symbol “/” as shown in the above table denotes “Not Applicable”.

備註：

- “1, 2, ……”表示提供於該住宅物業內的裝置數量。
- 上表符號「-」表示「不提供」。
- 上表符號「/」表示「不適用」。

23. FITTING, FINISHES AND APPLIANCES
裝置、裝修物料及設備

Schedule of Mechanical and Electrical Provisions for Residential Properties
住宅單位機電裝置說明表

House 25
25號洋房

Location 位置	Exposed Type 外露型	Non-exposed Type 非外露型	LG/F 地下低層	G/F 地下	1/F 1樓	2/F 2樓	Roof 天台
Bathroom 3 浴室3	Lighting Point 燈位	-	-	-	8	-	-
	Door/Window Contact 門/窗磁接觸感測器	-	-	-	2	-	-
	-	Twin Socket Outlet 雙位電插座	-	-	1	-	-
	-	Curtain Switch 窗簾掣	-	-	1	-	-
	-	Double Pole Switch for Thermo Ventilator 雙極開關掣供換氣暖風機	-	-	1	-	-
	-	Gas Water Heater Remote Controller 煤氣熱水爐控制器	-	-	1	-	-
Foyer 2 前廳2	Single Socket Outlet 單位電插座	-	-	-	2	-	-
	Security Alarm Keypad 安全警報鍵盤	-	-	-	1	-	-
	Lighting Point 燈位	-	-	-	8	-	-
	Home Automation Lighting Switch 智能家居燈掣	-	-	-	3	-	-
	-	Single Socket Outlet 單位電插座	-	-	1	-	-
	-	Air-conditioner Point 冷氣機接駁點	-	-	1	-	-
Master Bedroom 主人睡房	Single Socket Outlet 單位電插座	-	-	-	-	6	-
	Twin Socket Outlet 雙位電插座	-	-	-	-	1	-
	Connection Point for Telephone / Internet 接駁點供電話/互聯網	-	-	-	-	1	-
	Television / FM Socket Outlet 電視/電台天線插座	-	-	-	-	1	-
	Lighting Point 燈位	-	-	-	-	28	-
	Home Automation Lighting Switch 智能家居燈掣	-	-	-	-	8	-
	Home Automation Curtain Switch 智能家居窗簾掣	-	-	-	-	3	-
	Door/Window Contact 門/窗磁接觸感測器	-	-	-	-	5	-

Notes:

- "1, 2," denotes the quantity of such provision(s) provided in the residential property.
- The Symbol "-" as shown in the above table denotes "Not Provided".
- The Symbol "/" as shown in the above table denotes "Not Applicable".

備註:

- "1, 2," 表示提供於該住宅物業內的裝置數量。
- 上表符號「-」表示「不提供」。
- 上表符號「/」表示「不適用」。

23. FITTING, FINISHES AND APPLIANCES
裝置、裝修物料及設備

Schedule of Mechanical and Electrical Provisions for Residential Properties
住宅單位機電裝置說明表

House 25
25號洋房

Location 位置	Exposed Type 外露型	Non-exposed Type 非外露型	LG/F 地下低層	G/F 地下	1/F 1樓	2/F 2樓	Roof 天台
Master Bedroom 主人睡房	Panic Alarm Button 緊急警報按鈕	-	-	-	-	1	-
	Curtain Switch 窗簾掣	-	-	-	-	1	-
	-	Twin Socket Outlet 雙位電插座	-	-	-	1	-
	-	Air-conditioner Point 冷氣機接駁點	-	-	-	2	-
Study Room 書房	Single Socket Outlet 單位電插座	-	-	-	-	2	-
	Twin Socket Outlet 雙位電插座	-	-	-	-	1	-
	Connection Point for Telephone / Internet 接駁點供電話/互聯網	-	-	-	-	1	-
	Lighting Point 燈位	-	-	-	-	10	-
	Home Automation Lighting Switch 智能家居燈掣	-	-	-	-	3	-
	Home Automation Curtain Switch 智能家居窗簾掣	-	-	-	-	1	-
	Panic Alarm Button 緊急警報按鈕	-	-	-	-	1	-
	Door/Window Contact 門/窗磁接觸感測器	-	-	-	-	2	-
	-	Air-conditioner Point 冷氣機接駁點	-	-	-	-	1
Master Bathroom 主人浴室	Lighting Point 燈位	-	-	-	-	13	-
	Door/Window Contact 門/窗磁接觸感測器	-	-	-	-	2	-
	-	Floor Heating Controller 地暖控制器	-	-	-	1	-
	-	Curtain Switch 窗簾掣	-	-	-	1	-
	-	Twin Socket Outlet 雙位電插座	-	-	-	2	-
	-	Double Pole Switch for Thermo Ventilator 雙極開關掣供換氣暖風機	-	-	-	1	-
	-	Gas Water Heater Remote Controller 煤氣熱水爐控制器	-	-	-	1	-

Notes:

- "1, 2," denotes the quantity of such provision(s) provided in the residential property.
- The Symbol "-" as shown in the above table denotes "Not Provided".
- The Symbol "/" as shown in the above table denotes "Not Applicable".

備註:

- "1, 2," 表示提供於該住宅物業內的裝置數量。
- 上表符號「-」表示「不提供」。
- 上表符號「/」表示「不適用」。

23. FITTING, FINISHES AND APPLIANCES
裝置、裝修物料及設備

Schedule of Mechanical and Electrical Provisions for Residential Properties
住宅單位機電裝置說明表

House 25
25號洋房

Location 位置	Exposed Type 外露型	Non-exposed Type 非外露型	LG/F 地下低層	G/F 地下	1/F 1樓	2/F 2樓	Roof 天台
Bathroom 4 浴室4	Lighting Point 燈位	-	-	-	-	6	-
	Door/Window Contact 門/窗磁接觸感測器	-	-	-	-	1	-
	-	Twin Socket Outlet 雙位電插座	-	-	-	1	-
	-	Curtain Switch 窗簾掣	-	-	-	1	-
	-	Double Pole Switch for Thermo Ventilator 雙極開關掣供換氣暖風機	-	-	-	1	-
	-	Gas Water Heater Remote Controller 煤氣熱水爐控制器	-	-	-	1	-
Foyer 3 前廳3	Single Socket Outlet 單位電插座	-	-	-	-	2	-
	Security Alarm Keypad 安全警報鍵盤	-	-	-	-	1	-
	Lighting Point 燈位	-	-	-	-	5	-
	Home Automation Lighting Switch 智能家居燈掣	-	-	-	-	3	-
	-	Single Socket Outlet 單位電插座	-	-	-	1	-
	-	Air-conditioner Point 冷氣機接駁點	-	-	-	1	-
Roof 天台	Isolator for Outdoor Air-Conditioner 室外空調機開關掣	-	-	-	-	-	2
	Lighting Point 燈位	-	-	-	-	-	9
	Water Proof Lighting Switch 防水燈掣	-	-	-	-	-	1
	-	Water Proof Isolator 防水電掣	-	-	-	-	1
	-	Fused Connection Unit for Gas Water Heater 保險絲接線位供煤氣	-	-	-	-	3
Internal Staircase 內置樓梯	Lighting Point 燈位	-	4	5	4	2	-
	Home Automation Lighting Switch 智能家居燈掣	-	1	1	-	1	-
	Lighting Switch 燈掣	-	-	-	-	1	-
	Door/Window Contact 門/窗磁接觸感測器	-	3	-	3	3	-

Notes:

- "1, 2," denotes the quantity of such provision(s) provided in the residential property.
- The Symbol "-" as shown in the above table denotes "Not Provided".
- The Symbol "/" as shown in the above table denotes "Not Applicable".

備註:

- "1, 2," 表示提供於該住宅物業內的裝置數量。
- 上表符號「-」表示「不提供」。
- 上表符號「/」表示「不適用」。

23. FITTING, FINISHES AND APPLIANCES
裝置、裝修物料及設備

Schedule of Mechanical and Electrical Provisions for Residential Properties
住宅單位機電裝置說明表

House 28
28號洋房

Location 位置	Exposed Type 外露型	Non-exposed Type 非外露型	LG/F 地下低層	G/F 地下	1/F 1樓	2/F 2樓	Roof 天台
Bathroom 6 浴室6	Lighting Point 燈位	-	3	-	-	-	-
	-	Double Pole Switch for Thermo Ventilator 雙極開關掣供換氣暖風機	1	-	-	-	-
	-	Fused Connection Unit for Exhaust Fan 保險絲接線位供抽氣扇	1	-	-	-	-
	-	Gas Water Heater Remote Controller 煤氣熱水爐控制器	1	-	-	-	-
Bathroom 7 浴室7	Lighting Point 燈位	-	2	-	-	-	-
	-	Double Pole Switch for Thermo Ventilator 雙極開關掣供換氣暖風機	1	-	-	-	-
	-	Fused Connection Unit for Exhaust Fan 保險絲接線位供抽氣扇	1	-	-	-	-
	-	Gas Water Heater Remote Controller 煤氣熱水爐控制器	1	-	-	-	-
Maid Room 工人房	Single Socket Outlet 單位電插座	-	1	-	-	-	-
	Air-conditioner Point 冷氣機接駁點	-	1	-	-	-	-
	Lighting Point 燈位	-	1	-	-	-	-
	Lighting Switch 燈掣	-	2	-	-	-	-
	Exhaust Fan Switch 抽氣扇開關	-	1	-	-	-	-
Store 1 儲物房1	Twin Socket Outlet 雙位電插座	-	2	-	-	-	-
	Single Socket Outlet 單位電插座	-	1	-	-	-	-
	Miniature Circuit Breaker Board 總電掣箱	-	1	-	-	-	-
	Reserved Connection Point for Telephone / Internet 預留接駁點供電話/互聯網	-	1	-	-	-	-
	Controller for Security System 保安系統控制器	-	1	-	-	-	-
	Security Alarm Keypad 安全警報鍵盤	-	1	-	-	-	-
	Air-conditioner Point 冷氣機接駁點	-	1	-	-	-	-
	Lighting Point 燈位	-	1	-	-	-	-
	Lighting Switch 燈掣	-	1	-	-	-	-
	Door / Window Contact 門/窗磁接觸感測器	-	1	-	-	-	-

Notes:

- "1, 2," denotes the quantity of such provision(s) provided in the residential property.
- The Symbol "-" as shown in the above table denotes "Not Provided".
- The Symbol "/" as shown in the above table denotes "Not Applicable".

備註:

- "1, 2," 表示提供於該住宅物業內的裝置數量。
- 上表符號「-」表示「不提供」。
- 上表符號「/」表示「不適用」。

23. FITTING, FINISHES AND APPLIANCES
裝置、裝修物料及設備

Schedule of Mechanical and Electrical Provisions for Residential Properties
住宅單位機電裝置說明表

House 28
28號洋房

Location 位置	Exposed Type 外露型	Non-exposed Type 非外露型	LG/F 地下低層	G/F 地下	1/F 1樓	2/F 2樓	Roof 天台
Store 2 儲物房2	Single Socket Outlet 單位電插座	-	1	-	-	-	-
	Air-conditioner Point 冷氣機接駁點	-	1	-	-	-	-
	Lighting Point 燈位	-	1	-	-	-	-
	Lighting Switch 燈掣	-	1	-	-	-	-
Store 3 儲物房3	Single Socket Outlet 單位電插座	-	1	-	-	-	-
	Lighting Point 燈位	-	1	-	-	-	-
	Lighting Switch 燈掣	-	1	-	-	-	-
Utility Room 工作間	Single Socket Outlet 單位電插座	-	1	-	-	-	-
	Twin Socket Outlet 雙位電插座	-	1	-	-	-	-
	Lighting Point 燈位	-	1	-	-	-	-
	Lighting Switch 燈掣	-	1	-	-	-	-
	Air-conditioner Point 冷氣機接駁點	-	1	-	-	-	-
	Water Supply Connection Point for Washer 來水接駁位供洗衣機	-	1	-	-	-	-
	Drainage Point for Washer 去水位供洗衣機	-	1	-	-	-	-
Foyer 4 前廳4	Twin Socket Outlet 雙位電插座	-	1	-	-	-	-
	Reserved Connection Point for Telephone / Internet 預留接駁點供電話/互聯網	-	1	-	-	-	-
	Lighting Point 燈位	-	5	-	-	-	-
	Lighting Switch 燈掣	-	1	-	-	-	-
	Home Automation Lighting Switch 智能家居燈掣	-	2	-	-	-	-
	Exhaust Fan Switch 抽氣扇開關	-	1	-	-	-	-
	-	Air-conditioner Point 冷氣機接駁點	-	1	-	-	-
Lift Lobby 升降機大堂	Lighting Point 燈位	-	2	-	-	-	-
	Twin Socket Outlet 雙位電插座	-	1	-	-	-	-

Notes:

- “1, 2,” denotes the quantity of such provision(s) provided in the residential property.
- The Symbol “-” as shown in the above table denotes “Not Provided”.
- The Symbol “/” as shown in the above table denotes “Not Applicable”.

備註:

- “1, 2,”表示提供於該住宅物業內的裝置數量。
- 上表符號「-」表示「不提供」。
- 上表符號「/」表示「不適用」。

23. FITTING, FINISHES AND APPLIANCES
裝置、裝修物料及設備

Schedule of Mechanical and Electrical Provisions for Residential Properties
住宅單位機電裝置說明表

House 28
28號洋房

Location 位置	Exposed Type 外露型	Non-exposed Type 非外露型	LG/F 地下低層	G/F 地下	1/F 1樓	2/F 2樓	Roof 天台	
Protected Lobby 保護門廊	Lighting Point 燈位	-	1	-	-	-	-	
	Home Automation Lighting Switch 智能家居燈掣	-	1	-	-	-	-	
	Door / Window Contact 門/窗磁接觸感測器	-	1	-	-	-	-	
Electrical / Extra Low Voltage Duct 電線或特低壓 電線槽	Fused Connection Unit for Communal Aerial Broadcast Distribution Box 保險絲接線位供公共天線配電箱	-	1	-	-	-	-	
Living Room and Dining Room 客廳及飯廳	Twin Socket Outlet 雙位電插座	-	-	4	-	-	-	
	Connection Point for Telephone / Internet 接駁點供電話/互聯網	-	-	2	-	-	-	
	Television / FM Socket Outlet 電視/電台天線插座	-	-	2	-	-	-	
	Lighting Point 燈位	-	-	4	-	-	-	
	Lighting Switch 燈掣	-	-	2	-	-	-	
	Home Automation Lighting Switch 智能家居燈掣	-	-	3	-	-	-	
	Door / Window Contact 門/窗磁接觸感測器	-	-	5	-	-	-	
	-	Air-conditioner Point 冷氣機接駁點	-	-	4	-	-	-
	-	Fused Connection Unit for Motorized Curtain 保險絲接線位供電動窗簾	-	-	4	-	-	-
	-	Single Socket Outlet for Warming Drawer 單位電插座供保溫櫃	-	-	1	-	-	-
	-	Single Socket Outlet for Microwave Oven 單位電插座供微波爐	-	-	1	-	-	-
	-	Double Pole Switch Outlet for Combi-steam Oven 雙極開關電插座供組合蒸焗爐	-	-	1	-	-	-
	-	Single Socket Outlet for Under Counter Fridge 單位電插座供嵌入式雪櫃	-	-	1	-	-	-

Notes:

- “1, 2,” denotes the quantity of such provision(s) provided in the residential property.
- The Symbol “-” as shown in the above table denotes “Not Provided”.
- The Symbol “/” as shown in the above table denotes “Not Applicable”.

備註：

- “1, 2,” 表示提供於該住宅物業內的裝置數量。
- 上表符號「-」表示「不提供」。
- 上表符號「/」表示「不適用」。

23. FITTING, FINISHES AND APPLIANCES
裝置、裝修物料及設備

Schedule of Mechanical and Electrical Provisions for Residential Properties
住宅單位機電裝置說明表

House 28
28號洋房

Location 位置	Exposed Type 外露型	Non-exposed Type 非外露型	LG/F 地下低層	G/F 地下	1/F 1樓	2/F 2樓	Roof 天台
Kitchen 廚房	Twin Socket Outlet 雙位電插座	-	-	3	-	-	-
	Lighting Point 燈位	-	-	6	-	-	-
	Door / Window Contact 門/窗磁接觸感測器	-	-	1	-	-	-
	-	Single Socket Outlet 單位電插座	-	1	-	-	-
	-	Air-conditioner Point 冷氣機接駁點	-	1	-	-	-
	-	Fused Connection Unit for Exhaust Fan 保險絲接線位供抽氣扇	-	1	-	-	-
	-	Twin Socket Outlet for Gas Cooker Hob 雙位電插座供煤氣煮食爐	-	1	-	-	-
	-	Single Socket Outlet for Gas Cooker Hob 單位電插座供煤氣煮食爐	-	1	-	-	-
	-	Double Pole Switch for Oven 雙極開關掣供焗爐	-	1	-	-	-
	-	Double Pole Switch for Electric Grill 雙極開關掣供電燒烤爐	-	1	-	-	-
	-	Single Socket Outlet for Cooker Hood 單位電插座供抽油煙機	-	2	-	-	-
	-	Single Socket Outlet for Refrigerator 單位電插座供雪櫃	-	1	-	-	-
	-	Single Socket Outlet for Dishwasher 單位電插座供洗碗碟機	-	1	-	-	-
	-	Water Supply Connection Point for Dishwasher 來水接駁位供洗碗碟機	-	1	-	-	-
-	Drainage Point for Dishwasher 去水位供洗碗碟機	-	1	-	-	-	
Bathroom 浴室	Lighting Point 燈位	-	-	5	-	-	-
	Door / Window Contact 門/窗磁接觸感測器	-	-	1	-	-	-
	-	Single Socket Outlet 單位電插座	-	1	-	-	-
	-	Double Pole Switch for Thermo Ventilator 雙極開關掣供換氣暖風機	-	1	-	-	-
	-	Fused Connection Unit for Exhaust Fan 保險絲接線位供抽氣扇	-	1	-	-	-

Notes:

- “1, 2,” denotes the quantity of such provision(s) provided in the residential property.
- The Symbol “-” as shown in the above table denotes “Not Provided”.
- The Symbol “/” as shown in the above table denotes “Not Applicable”.

備註：

- “1, 2,”表示提供於該住宅物業內的裝置數量。
- 上表符號「-」表示「不提供」。
- 上表符號「/」表示「不適用」。

23. FITTING, FINISHES AND APPLIANCES
裝置、裝修物料及設備

Schedule of Mechanical and Electrical Provisions for Residential Properties
住宅單位機電裝置說明表

House 28
28號洋房

Location 位置	Exposed Type 外露型	Non-exposed Type 非外露型	LG/F 地下低層	G/F 地下	1/F 1樓	2/F 2樓	Roof 天台
Foyer 1 前廳 1	Security Alarm Keypad 安全警報鍵盤	-	-	1	-	-	-
	Video Doorphone 視像對講機	-	-	1	-	-	-
	Lighting Point 燈位	-	-	2	-	-	-
	Home Automation Lighting Switch 智能家居燈掣	-	-	2	-	-	-
	Door / Window Contact 門/窗磁接觸感測器	-	-	2	-	-	-
	-	Air-conditioner Point 冷氣機接駁點	-	1	-	-	-
Garden (facing Main Entrance) 花園 (面向大門)	Water Proof Socket Outlet 防水電插座	-	-	1	-	-	-
	Visitor Panel 訪客對講機	-	-	1	-	-	-
	Lighting Point 燈位	-	-	8	-	-	-
	Gate Release Button 開門開門按鈕	-	-	1	-	-	-
	-	Fused Connection Point for Signage and Gate Electrical Lock 接線位連保險絲供門牌燈及開門電鎖	-	2	-	-	-
Garden (facing Living Room and Dining Room) 花園 (面向客廳及 飯廳)	Lighting Point 燈位	-	-	6	-	-	-
	-	Reserved Connection Point for Telephone / Internet 預留接駁點供電話/互聯網	-	1	-	-	-
	-	Water Proof Socket Outlet 防水電插座	-	1	-	-	-
	Emergency Call Bell Button 緊急召喚鐘按鈕	-	-	1	-	-	-
Family Room 家庭室	Twin Socket Outlet 雙位電插座	-	-	-	1	-	-
	Lighting Point 燈位	-	-	-	2	-	-
	Lighting Switch 燈掣	-	-	-	1	-	-
	Home Automation Lighting Switch 智能家居燈掣	-	-	-	1	-	-
	Door / Window Contact 門/窗磁接觸感測器	-	-	-	1	-	-
	Security Alarm Keypad 安全警報鍵盤	-	-	-	1	-	-
	-	Air-conditioner Point 冷氣機接駁點	-	-	2	-	-

Notes:

- “1, 2, ……” denotes the quantity of such provision(s) provided in the residential property.
- The Symbol “-” as shown in the above table denotes “Not Provided”.
- The Symbol “/” as shown in the above table denotes “Not Applicable”.

備註:

- “1, 2, ……”表示提供於該住宅物業內的裝置數量。
- 上表符號“-”表示「不提供」。
- 上表符號“/”表示「不適用」。

23. FITTING, FINISHES AND APPLIANCES 裝置、裝修物料及設備

Schedule of Mechanical and Electrical Provisions for Residential Properties 住宅單位機電裝置說明表

House 28 28號洋房

Location 位置	Exposed Type 外露型	Non-exposed Type 非外露型	LG/F 地下低層	G/F 地下	1/F 1樓	2/F 2樓	Roof 天台
Bedroom 1 睡房 1	Connection Point for Telephone / Internet 接駁點供電話/互聯網	-	-	-	1	-	-
	Television / FM Socket Outlet 電視/電台天線插座	-	-	-	1	-	-
	Panic Alarm Button 緊急警報按鈕	-	-	-	1	-	-
	Lighting Point 燈位	-	-	-	2	-	-
	Lighting Switch 燈掣	-	-	-	1	-	-
	Home Automation Lighting Switch 智能家居燈掣	-	-	-	1	-	-
	Door / Window Contact 門/窗磁接觸感測器	-	-	-	3	-	-
	Twin Socket Outlet 雙位電插座	-	-	-	1	-	-
	-	Air-conditioner Point 冷氣機接駁點	-	-	1	-	-
	-	Fused Connection Unit for Motorized Curtain 保險絲接線位供電動窗簾	-	-	1	-	-
Bedroom 2 睡房 2	Connection Point for Telephone / Internet 接駁點供電話/互聯網	-	-	-	1	-	-
	Television / FM Socket Outlet 電視/電台天線插座	-	-	-	1	-	-
	Panic Alarm Button 緊急警報按鈕	-	-	-	1	-	-
	Lighting Point 燈位	-	-	-	2	-	-
	Lighting Switch 燈掣	-	-	-	1	-	-
	Home Automation Lighting Switch 智能家居燈掣	-	-	-	1	-	-
	Door / Window Contact 門/窗磁接觸感測器	-	-	-	2	-	-
	Twin Socket Outlet 雙位電插座	-	-	-	1	-	-
	-	Air-conditioner Point 冷氣機接駁點	-	-	1	-	-
	-	Fused Connection Unit for Motorized Curtain 保險絲接線位供電動窗簾	-	-	1	-	-

Notes:

- “1, 2,” denotes the quantity of such provision(s) provided in the residential property.
- The Symbol “-” as shown in the above table denotes “Not Provided”.
- The Symbol “/” as shown in the above table denotes “Not Applicable”.

備註:

- “1, 2,” 表示提供於該住宅物業內的裝置數量。
- 上表符號「-」表示「不提供」。
- 上表符號「/」表示「不適用」。

23. FITTING, FINISHES AND APPLIANCES
裝置、裝修物料及設備

Schedule of Mechanical and Electrical Provisions for Residential Properties
住宅單位機電裝置說明表

House 28
28號洋房

Location 位置	Exposed Type 外露型	Non-exposed Type 非外露型	LG/F 地下低層	G/F 地下	1/F 1樓	2/F 2樓	Roof 天台
Bedroom 3 睡房 3	Connection Point for Telephone / Internet 接駁點供電話/互聯網	-	-	-	1	-	-
	Television / FM Socket Outlet 電視/電台天線插座	-	-	-	1	-	-
	Panic Alarm Button 緊急警報按鈕	-	-	-	1	-	-
	Lighting Point 燈位	-	-	-	2	-	-
	Lighting Switch 燈掣	-	-	-	1	-	-
	Home Automation Lighting Switch 智能家居燈掣	-	-	-	2	-	-
	Door / Window Contact 門/窗磁接觸感測器	-	-	-	2	-	-
	Twin Socket Outlet 雙位電插座	-	-	-	1	-	-
	-	Air-conditioner Point 冷氣機接駁點	-	-	1	-	-
	-	Fused Connection Unit for Motorized Curtain 保險絲接線位供電動窗簾	-	-	1	-	-
Bedroom 4 睡房 4	Connection Point for Telephone / Internet 接駁點供電話/互聯網	-	-	-	1	-	-
	Television / FM Socket Outlet 電視/電台天線插座	-	-	-	1	-	-
	Panic Alarm Button 緊急警報按鈕	-	-	-	1	-	-
	Lighting Point 燈位	-	-	-	2	-	-
	Lighting Switch 燈掣	-	-	-	1	-	-
	Home Automation Lighting Switch 智能家居燈掣	-	-	-	1	-	-
	Door / Window Contact 門/窗磁接觸感測器	-	-	-	2	-	-
	Twin Socket Outlet 雙位電插座	-	-	-	1	-	-
	-	Air-conditioner Point 冷氣機接駁點	-	-	1	-	-
	-	Fused Connection Unit for Motorized Curtain 保險絲接線位供電動窗簾	-	-	1	-	-

Notes:

- “1, 2,” denotes the quantity of such provision(s) provided in the residential property.
- The Symbol “-” as shown in the above table denotes “Not Provided”.
- The Symbol “/” as shown in the above table denotes “Not Applicable”.

備註:

- “1, 2,”表示提供於該住宅物業內的裝置數量。
- 上表符號「-」表示「不提供」。
- 上表符號「/」表示「不適用」。

23. FITTING, FINISHES AND APPLIANCES
裝置、裝修物料及設備

Schedule of Mechanical and Electrical Provisions for Residential Properties
住宅單位機電裝置說明表

House 28
28號洋房

Location 位置	Exposed Type 外露型	Non-exposed Type 非外露型	LG/F 地下低層	G/F 地下	1/F 1樓	2/F 2樓	Roof 天台
Bathroom 1 浴室1	Lighting Point 燈位	-	-	-	5	-	-
	Door / Window Contact 門/窗磁接觸感測器	-	-	-	1	-	-
	-	Single Socket Outlet 單位電插座	-	-	1	-	-
	-	Double Pole Switch for Thermo Ventilator 雙極開關掣供換氣暖風機	-	-	1	-	-
	-	Gas Water Heater Remote Controller 煤氣熱水爐控制器	-	-	1	-	-
Bathroom 2 浴室2	Lighting Point 燈位	-	-	-	5	-	-
	Door / Window Contact 門/窗磁接觸感測器	-	-	-	1	-	-
	-	Single Socket Outlet 單位電插座	-	-	1	-	-
	-	Double Pole Switch for Thermo Ventilator 雙極開關掣供換氣暖風機	-	-	1	-	-
	-	Gas Water Heater Remote Controller 煤氣熱水爐控制器	-	-	1	-	-
Bathroom 3 浴室3	Lighting Point 燈位	-	-	-	5	-	-
	Door / Window Contact 門/窗磁接觸感測器	-	-	-	1	-	-
	-	Single Socket Outlet 單位電插座	-	-	1	-	-
	-	Fused Connection Unit for Exhaust Fan 保險絲接線位供抽氣扇	-	-	1	-	-
	-	Double Pole Switch for Thermo Ventilator 雙極開關掣供換氣暖風機	-	-	1	-	-
	-	Gas Water Heater Remote Controller 煤氣熱水爐控制器	-	-	1	-	-
Bathroom 4 浴室4	Lighting Point 燈位	-	-	-	5	-	-
	Door / Window Contact 門/窗磁接觸感測器	-	-	-	1	-	-
	-	Single Socket Outlet 單位電插座	-	-	1	-	-
	-	Double Pole Switch for Thermo Ventilator 雙極開關掣供換氣暖風機	-	-	1	-	-
	-	Gas Water Heater Remote Controller 煤氣熱水爐控制器	-	-	1	-	-

Notes:

- “1, 2,” denotes the quantity of such provision(s) provided in the residential property.
- The Symbol “-” as shown in the above table denotes “Not Provided”.
- The Symbol “/” as shown in the above table denotes “Not Applicable”.

備註：

- “1, 2,” 表示提供於該住宅物業內的裝置數量。
- 上表符號「-」表示「不提供」。
- 上表符號「/」表示「不適用」。

23. FITTING, FINISHES AND APPLIANCES
裝置、裝修物料及設備

Schedule of Mechanical and Electrical Provisions for Residential Properties
住宅單位機電裝置說明表

House 28
28號洋房

Location 位置	Exposed Type 外露型	Non-exposed Type 非外露型	LG/F 地下低層	G/F 地下	1/F 1樓	2/F 2樓	Roof 天台
Foyer 2 前廳2	Twin Socket Outlet 雙位電插座	-	-	-	1	-	-
	Security Alarm Keypad 安全警報鍵盤	-	-	-	1	-	-
	Lighting Point 燈位	-	-	-	3	-	-
	Home Automation Lighting Switch 智能家居燈掣	-	-	-	1	-	-
Master Bedroom 主人睡房	Twin Socket Outlet 雙位電插座	-	-	-	-	4	-
	Connection Point for Telephone / Internet 接駁點供電話/互聯網	-	-	-	-	1	-
	Television / FM Socket Outlet 電視/電台天線插座	-	-	-	-	1	-
	Lighting Point 燈位	-	-	-	-	2	-
	Home Automation Lighting Switch 智能家居燈掣	-	-	-	-	1	-
	Door / Window Contact 門/窗磁接觸感測器	-	-	-	-	5	-
	Panic Alarm Button 緊急警報按鈕	-	-	-	-	1	-
	-	Air-conditioner Point 冷氣機接駁點	-	-	-	3	-
-	Fused Connection Unit for Motorized Curtain 保險絲接線位供電動窗簾	-	-	-	2	-	
Walk-In Closet 衣帽間	Lighting Point 燈位	-	-	-	-	2	-
	Lighting Switch 燈掣	-	-	-	-	1	-
	-	Air-conditioner Point 冷氣機接駁點	-	-	-	1	-

Notes:

- “1, 2,” denotes the quantity of such provision(s) provided in the residential property.
- The Symbol “-” as shown in the above table denotes “Not Provided”.
- The Symbol “/” as shown in the above table denotes “Not Applicable”.

備註:

- “1, 2,” 表示提供於該住宅物業內的裝置數量。
- 上表符號「-」表示「不提供」。
- 上表符號「/」表示「不適用」。

23. FITTING, FINISHES AND APPLIANCES
裝置、裝修物料及設備

Schedule of Mechanical and Electrical Provisions for Residential Properties
住宅單位機電裝置說明表

House 28
28號洋房

Location 位置	Exposed Type 外露型	Non-exposed Type 非外露型	LG/F 地下低層	G/F 地下	1/F 1樓	2/F 2樓	Roof 天台
Study Room 書房	Twin Socket Outlet 雙位電插座	-	-	-	-	2	-
	Connection Point for Telephone / Internet 接駁點供電話/互聯網	-	-	-	-	1	-
	Television / FM Socket Outlet 電視/電台天線插座	-	-	-	-	1	-
	Lighting Point 燈位	-	-	-	-	2	-
	Lighting Switch 燈掣	-	-	-	-	1	-
	Home Automation Lighting Switch 智能家居燈掣	-	-	-	-	1	-
	Door / Window Contact 門/窗磁接觸感測器	-	-	-	-	3	-
	-	Air-conditioner Point 冷氣機接駁點	-	-	-	2	-
	-	Fused Connection Unit for Motorized Curtain 保險絲接線位供電動窗簾	-	-	-	1	-
Master Bathroom 主人浴室	Lighting Point 燈位	-	-	-	-	14	-
	Door / Window Contact 門/窗磁接觸感測器	-	-	-	-	2	-
	Floor Heating Controller 地暖控制器	-	-	-	-	1	-
	-	Single Socket Outlet 單位電插座	-	-	-	2	-
	-	Fused Connection Unit for Exhaust Fan 接線位連保險絲供抽氣扇	-	-	-	1	-
	-	Double Pole Switch for Thermo Ventilator 雙極開關掣供換氣暖風機	-	-	-	1	-
	-	Fused Connection Unit for Towel Warmer 接線位連保險絲供暖毛巾架	-	-	-	1	-
	-	Fused Connection Point for Floor Heating 接線位連保險絲供地暖	-	-	-	1	-
	-	Gas Water Heater Remote Controller 煤氣熱水爐控制器	-	-	-	1	-

Notes:

- “1, 2,” denotes the quantity of such provision(s) provided in the residential property.
- The Symbol “-” as shown in the above table denotes “Not Provided”.
- The Symbol “/” as shown in the above table denotes “Not Applicable”.

備註:

- “1, 2,” 表示提供於該住宅物業內的裝置數量。
- 上表符號「-」表示「不提供」。
- 上表符號「/」表示「不適用」。

23. FITTING, FINISHES AND APPLIANCES
裝置、裝修物料及設備

Schedule of Mechanical and Electrical Provisions for Residential Properties
住宅單位機電裝置說明表

House 28
28號洋房

Location 位置	Exposed Type 外露型	Non-exposed Type 非外露型	LG/F 地下低層	G/F 地下	1/F 1樓	2/F 2樓	Roof 天台
Bathroom 5 浴室5	Lighting Point 燈位	-	-	-	-	5	-
	Door / Window Contact 門/窗磁接觸感測器	-	-	-	-	1	-
	-	Single Socket Outlet 單位電插座	-	-	-	1	-
	-	Fused Connection Unit for Exhaust Fan 接線位連保險絲供抽氣扇	-	-	-	1	-
	-	Double Pole Switch for Thermo Ventilator 雙極開關掣供換氣暖風機	-	-	-	1	-
	-	Gas Water Heater Remote Controller 煤氣熱水爐控制器	-	-	-	1	-
Foyer 3 前廳3	Twin Socket Outlet 雙位電插座	-	-	-	-	1	-
	Security Alarm Keypad 安全警報鍵盤	-	-	-	-	1	-
	Lighting Point 燈位	-	-	-	-	1	-
	Home Automation Lighting Switch 智能家居燈掣	-	-	-	-	1	-
	-	Air-conditioner Point 冷氣機接駁點	-	-	-	1	-
Roof 天台	Isolator for Outdoor Air-Conditioner 室外空調機開關掣	-	-	-	-	-	3
	Lighting Point 燈位	-	-	-	-	-	8
	Water Proof Lighting Switch 防水燈掣	-	-	-	-	-	1
	-	Reserved Connection Point for Telephone / Internet 預留接駁點供電話/互聯網	-	-	-	-	1
	-	Water Proof Isolator 防水電掣	-	-	-	-	1
	-	Fused Connection Unit for Gas Water Heater 保險絲接線位供煤氣	-	-	-	-	4
Internal Staircase 內置樓梯	Lighting Point 燈位	-	3	5	4	2	2
	Home Automation Lighting Switch 智能家居燈掣	-	1	-	1	3	2
	Door / Window Contact 門/窗磁接觸感測器	-	1	2	2	1	-

Notes:

- “1, 2, ……” denotes the quantity of such provision(s) provided in the residential property.
- The Symbol “-” as shown in the above table denotes “Not Provided”.
- The Symbol “/” as shown in the above table denotes “Not Applicable”.

備註：

- “1, 2, ……”表示提供於該住宅物業內的裝置數量。
- 上表符號「-」表示「不提供」。
- 上表符號「/」表示「不適用」。

23. FITTING, FINISHES AND APPLIANCES
裝置、裝修物料及設備

Schedule of Mechanical and Electrical Provisions for Residential Properties
住宅單位機電裝置說明表

House 36
36號洋房

Location 位置	Exposed Type 外露型	Non-exposed Type 非外露型	LG/F 地下低層	G/F 地下	1/F 1樓	2/F 2樓	Roof 天台
Bathroom 浴室	Lighting Point 燈位	-	3	-	-	-	-
	-	Fused Connection Unit for Exhaust Fan 保險絲接線位供抽氣扇	1	-	-	-	-
Maid Room 工人房	Single Socket Outlet 單位電插座	-	1	-	-	-	-
	Twin Socket Outlet 雙位電插座	-	3	-	-	-	-
	Miniature Circuit Breaker Board 總電掣箱	-	1	-	-	-	-
	Reserved Connection Point for Telephone / Internet 預留接駁點供電話 / 互聯網	-	1	-	-	-	-
	Controller for Security System 保安系統控制器	-	1	-	-	-	-
	Security Alarm Keypad 安全警報鍵盤	-	1	-	-	-	-
	-	Air-conditioner Point 冷氣機接駁點	1	-	-	-	-
	Lighting Point 燈位	-	2	-	-	-	-
	Lighting Switch 燈掣	-	1	-	-	-	-
	Door/Window Contact 門 / 窗磁接觸感測器	-	2	-	-	-	-
	Home Automation Lighting Switch 智能家居燈掣	-	4	-	-	-	-
Store 儲物房	Lighting Point 燈位	-	4	-	-	-	-
Utility Room 工作間	Single Socket Outlet 單位電插座	-	2	-	-	-	-
	Twin Socket Outlet 雙位電插座	-	2	-	-	-	-
	Lighting Point 燈位	-	5	-	-	-	-
	Air-conditioner Point 冷氣機接駁點	-	1	-	-	-	-
	Water Supply Connection Point for Washer 來水接駁位供洗衣機	-	1	-	-	-	-
	Drainage Point for Washer 去水位供洗衣機	-	1	-	-	-	-

Notes:

- “1, 2,” denotes the quantity of such provision(s) provided in the residential property.
- The Symbol “-” as shown in the above table denotes “Not Provided”.
- The Symbol “/” as shown in the above table denotes “Not Applicable”.

備註：

- “1, 2,” 表示提供於該住宅物業內的裝置數量。
- 上表符號「-」表示「不提供」。
- 上表符號「/」表示「不適用」。

23. FITTING, FINISHES AND APPLIANCES
裝置、裝修物料及設備

Schedule of Mechanical and Electrical Provisions for Residential Properties
住宅單位機電裝置說明表

House 36
36號洋房

Location 位置	Exposed Type 外露型	Non-exposed Type 非外露型	LG/F 地下低層	G/F 地下	1/F 1樓	2/F 2樓	Roof 天台
Foyer 4 前廳4	Single Socket Outlet 單位電插座	-	1	-	-	-	-
	Lighting Point 燈位	-	4	-	-	-	-
	-	Home Automation Lighting Switch 智能家居燈掣	4	-	-	-	-
	-	Exhaust Fan Switch 抽氣扇開關	1	-	-	-	-
	-	Gas Water Heater Remote Controller 煤氣熱水爐控制器	1	-	-	-	-
Lift Lobby 升降機大堂	Twin Socket Outlet 雙位電插座	-	1	-	-	-	-
	Lighting Point 燈位	-	7	-	-	-	-
	-	Air-conditioner Point 冷氣機接駁點	1	-	-	-	-
Protected Lobby 保護門廊	Twin Socket Outlet 雙位電插座	-	1	-	-	-	-
	Lighting Point 燈位	-	1	-	-	-	-
	Home Automation Lighting Switch 智能家居燈掣	-	1	-	-	-	-
	Door/Window Contact 門/窗磁接觸感測器	-	1	-	-	-	-
Electrical / Extra Low Voltage Duct 電纜或特低壓 電纜槽	Fused Connection Unit for Communal Aerial Broadcast Distribution Box 保險絲接線位供公共天線配電箱	-	1	-	-	-	-
Living Room and Dining Room 客廳及飯廳	Single Socket Outlet 單位電插座	-	-	5	-	-	-
	Connection Point for Telephone / Internet 接駁點供電話/互聯網	-	-	1	-	-	-
	Television / FM Socket Outlet 電視/電台天線插座	-	-	1	-	-	-
	Lighting Point 燈位	-	-	26	-	-	-
	Lighting Switch 燈掣	-	-	2	-	-	-
	Home Automation Curtain Switch 智能家居窗簾掣	-	-	1	-	-	-
	Door/Window Contact 門/窗磁接觸感測器	-	-	1	-	-	-
	-	Twin Socket Outlet 雙位電插座	-	-	1	-	-

Notes:

- “1, 2, ……” denotes the quantity of such provision(s) provided in the residential property.
- The Symbol “-” as shown in the above table denotes “Not Provided”.
- The Symbol “/” as shown in the above table denotes “Not Applicable”.

備註:

- “1, 2, ……”表示提供於該住宅物業內的裝置數量。
- 上表符號「-」表示「不提供」。
- 上表符號「/」表示「不適用」。

23. FITTING, FINISHES AND APPLIANCES
裝置、裝修物料及設備

Schedule of Mechanical and Electrical Provisions for Residential Properties
住宅單位機電裝置說明表

House 36
36號洋房

Location 位置	Exposed Type 外露型	Non-exposed Type 非外露型	LG/F 地下低層	G/F 地下	1/F 1樓	2/F 2樓	Roof 天台
Living Room and Dining Room 客廳及飯廳	-	Air-conditioner Point 冷氣機接駁點	-	1	-	-	-
	-	Connection Point for Telephone / Internet 接駁點供電話/互聯網	-	1	-	-	-
	-	Television / FM Socket Outlet 電視/電台天線插座	-	1	-	-	-
Kitchen 廚房	Single Socket Outlet 單位電插座	-	-	1	-	-	-
	Twin Socket Outlet 雙位電插座	-	-	4	-	-	-
	Lighting Point 燈位	-	-	6	-	-	-
	Door/Window Contact 門/窗磁接觸感測器	-	-	2	-	-	-
	-	Air-conditioner Point 冷氣機接駁點	-	1	-	-	-
	-	Connection Point for Induction Hob 接駁點供電磁爐	-	1	-	-	-
	-	Single Socket Outlet for Gas Cooker Hob 單位電插座供煤氣煮食爐	-	2	-	-	-
	-	Single Socket Outlet for Cooker Hood 單位電插座供抽油煙機	-	1	-	-	-
	-	Connection Point for Oven 接駁點供焗爐	-	1	-	-	-
	-	Connection Point for Combi-steam Oven 接駁點供組合蒸焗爐	-	1	-	-	-
	-	Single Socket Outlet for Warming Drawer 單位電插座供保溫櫃	-	1	-	-	-
-	Single Socket Outlet for Refrigerator 單位電插座供雪櫃	-	1	-	-	-	
Powder Room 化妝間	Lighting Point 燈位	-	-	3	-	-	-
	-	Fused Connection Unit for Exhaust Fan 保險絲接線位供抽氣扇	-	1	-	-	-

Notes:

- “1, 2,” denotes the quantity of such provision(s) provided in the residential property.
- The Symbol “-” as shown in the above table denotes “Not Provided”.
- The Symbol “/” as shown in the above table denotes “Not Applicable”.

備註：

- “1, 2,” 表示提供於該住宅物業內的裝置數量。
- 上表符號「-」表示「不提供」。
- 上表符號「/」表示「不適用」。

23. FITTING, FINISHES AND APPLIANCES
裝置、裝修物料及設備

Schedule of Mechanical and Electrical Provisions for Residential Properties
住宅單位機電裝置說明表

House 36
36號洋房

Location 位置	Exposed Type 外露型	Non-exposed Type 非外露型	LG/F 地下低層	G/F 地下	1/F 1樓	2/F 2樓	Roof 天台
Foyer 1 前廳 1	-	Security Alarm Keypad 安全警報鍵盤	-	1	-	-	-
	Video Doorphone 視像對講機	-	-	1	-	-	-
	Lighting Point 燈位	-	-	7	-	-	-
	-	Lighting Switch 燈掣	-	1	-	-	-
	Exhaust Fan Switch 抽氣扇開關	-	-	1	-	-	-
	Home Automation Lighting Switch 智能家居燈掣	-	-	2	-	-	-
	Door/Window Contact 門/窗磁接觸感測器	-	-	1	-	-	-
	-	Home Automation Lighting Switch 智能家居燈掣	-	7	-	-	-
	-	Air-conditioner Point 冷氣機接駁點	-	2	-	-	-
Garden (facing Main Entrance) 花園 (面向大門)	Water Proof Socket Outlet 防水電插座	-	-	1	-	-	-
	Visitor Panel 訪客對講機	-	-	1	-	-	-
	Lighting Point 燈位	-	-	6	-	-	-
	Gate Release Button 開門開門按鈕	-	-	1	-	-	-
	-	Fused Connection Point for Signage and Gate Electrical Lock 接線位連保險絲供門牌燈及開門電鎖	-	2	-	-	-
Garden (facing Living Room) 花園 (面向客廳)	Lighting Point 燈位	-	-	4	-	-	-
	-	Water Proof Socket Outlet 防水電插座	-	1	-	-	-

Notes:

- “1, 2,” denotes the quantity of such provision(s) provided in the residential property.
- The Symbol “-” as shown in the above table denotes “Not Provided”.
- The Symbol “/” as shown in the above table denotes “Not Applicable”.

備註:

- “1, 2,” 表示提供於該住宅物業內的裝置數量。
- 上表符號「-」表示「不提供」。
- 上表符號「/」表示「不適用」。

23. FITTING, FINISHES AND APPLIANCES
裝置、裝修物料及設備

Schedule of Mechanical and Electrical Provisions for Residential Properties
住宅單位機電裝置說明表

House 36
36號洋房

Location 位置	Exposed Type 外露型	Non-exposed Type 非外露型	LG/F 地下低層	G/F 地下	1/F 1樓	2/F 2樓	Roof 天台
Bedroom 1 睡房 1	Connection Point for Telephone / Internet 接駁點供電話/互聯網	-	-	-	1	-	-
	Television / FM Socket Outlet 電視/電台天線插座	-	-	-	1	-	-
	Panic Alarm Button 緊急警報按鈕	-	-	-	1	-	-
	Lighting Point 燈位	-	-	-	9	-	-
	Home Automation Lighting Switch 智能家居燈掣	-	-	-	6	-	-
	Home Automation Curtain Switch 智能家居窗簾掣	-	-	-	1	-	-
	Thermo Ventilator Switch 換氣暖風機開關	-	-	-	1	-	-
	Door/Window Contact 門/窗磁接觸感測器	-	-	-	3	-	-
	Single Socket Outlet 單位電插座	-	-	-	1	-	-
	Twin Socket Outlet 雙位電插座	-	-	-	3	-	-
	-	Air-conditioner Point 冷氣機接駁點	-	-	1	-	-
	Bedroom 2 睡房 2	Connection Point for Telephone / Internet 接駁點供電話/互聯網	-	-	-	1	-
Television / FM Socket Outlet 電視/電台天線插座		-	-	-	1	-	-
Panic Alarm Button 緊急警報按鈕		-	-	-	1	-	-
Lighting Point 燈位		-	-	-	9	-	-
Home Automation Lighting Switch 智能家居燈掣		-	-	-	3	-	-
Home Automation Curtain Switch 智能家居窗簾掣		-	-	-	1	-	-
Thermo Ventilator Switch 換氣暖風機開關		-	-	-	1	-	-
Door/Window Contact 門/窗磁接觸感測器		-	-	-	3	-	-
Single Socket Outlet 單位電插座		-	-	-	3	-	-
Twin Socket Outlet 雙位電插座		-	-	-	1	-	-
-		Home Automation Lighting Switch 智能家居燈掣	-	-	2	-	-
-		Air-conditioner Point 冷氣機接駁點	-	-	1	-	-

Notes:

- “1, 2, ……” denotes the quantity of such provision(s) provided in the residential property.
- The Symbol “-” as shown in the above table denotes “Not Provided”.
- The Symbol “/” as shown in the above table denotes “Not Applicable”.

備註:

- “1, 2, ……”表示提供於該住宅物業內的裝置數量。
- 上表符號「-」表示「不提供」。
- 上表符號「/」表示「不適用」。

23. FITTING, FINISHES AND APPLIANCES
裝置、裝修物料及設備

Schedule of Mechanical and Electrical Provisions for Residential Properties
住宅單位機電裝置說明表

House 36
36號洋房

Location 位置	Exposed Type 外露型	Non-exposed Type 非外露型	LG/F 地下低層	G/F 地下	1/F 1樓	2/F 2樓	Roof 天台
Bedroom 3 睡房3	Connection Point for Telephone / Internet 接駁點供電話/互聯網	-	-	-	1	-	-
	Television / FM Socket Outlet 電視/電台天線插座	-	-	-	1	-	-
	Panic Alarm Button 緊急警報按鈕	-	-	-	1	-	-
	Lighting Point 燈位	-	-	-	10	-	-
	Lighting Switch 燈掣	-	-	-	1	-	-
	Home Automation Lighting Switch 智能家居燈掣	-	-	-	6	-	-
	Home Automation Curtain Switch 智能家居窗簾掣	-	-	-	1	-	-
	Thermo Ventilator Switch 換氣暖風機開關	-	-	-	1	-	-
	Door/Window Contact 門/窗磁接觸感測器	-	-	-	4	-	-
	Twin Socket Outlet 雙位電插座	-	-	-	2	-	-
	Single Socket Outlet 單位電插座	-	-	-	2	-	-
	-	Air-conditioner Point 冷氣機接駁點	-	-	1	-	-
Bathroom 1 浴室1	Lighting Point 燈位	-	-	-	6	-	-
	-	Single Socket Outlet 單位電插座	-	-	1	-	-
	-	Double Pole Switch for Thermo Ventilator 雙極開關掣供換氣暖風機	-	-	1	-	-
	-	Gas Water Heater Remote Controller 煤氣熱水爐控制器	-	-	1	-	-
Bathroom 2 浴室2	Lighting Point 燈位	-	-	-	6	-	-
	Door/Window Contact 門/窗磁接觸感測器	-	-	-	1	-	-
	-	Single Socket Outlet 單位電插座	-	-	1	-	-
	-	Double Pole Switch for Thermo Ventilator 雙極開關掣供換氣暖風機	-	-	1	-	-
	-	Gas Water Heater Remote Controller 煤氣熱水爐控制器	-	-	1	-	-

Notes:

- “1, 2,” denotes the quantity of such provision(s) provided in the residential property.
- The Symbol “-” as shown in the above table denotes “Not Provided”.
- The Symbol “/” as shown in the above table denotes “Not Applicable”.

備註:

- “1, 2,”表示提供於該住宅物業內的裝置數量。
- 上表符號「-」表示「不提供」。
- 上表符號「/」表示「不適用」。

23. FITTING, FINISHES AND APPLIANCES
裝置、裝修物料及設備

Schedule of Mechanical and Electrical Provisions for Residential Properties
住宅單位機電裝置說明表

House 36
36號洋房

Location 位置	Exposed Type 外露型	Non-exposed Type 非外露型	LG/F 地下低層	G/F 地下	1/F 1樓	2/F 2樓	Roof 天台	
Bathroom 3 浴室3	Lighting Point 燈位	-	-	-	6	-	-	
	Door/Window Contact 門/窗磁接觸感測器	-	-	-	1	-	-	
	-	Single Socket Outlet 單位電插座	-	-	1	-	-	
	-	Double Pole Switch for Thermo Ventilator 雙極開關掣供換氣暖風機	-	-	1	-	-	
	-	Gas Water Heater Remote Controller 煤氣熱水爐控制器	-	-	1	-	-	
Foyer 2 前廳2	Security Alarm Keypad 安全警報鍵盤	-	-	-	1	-	-	
	Lighting Point 燈位	-	-	-	4	-	-	
	Home Automation Lighting Switch 智能家居燈掣	-	-	-	4	-	-	
	Single Socket Outlet 單位電插座	-	-	-	2	-	-	
	-	Air-conditioner Point 冷氣機接駁點	-	-	1	-	-	
Master Bedroom 主人睡房	Single Socket Outlet 單位電插座	-	-	-	-	3	-	
	Twin Socket Outlet 雙位電插座	-	-	-	-	5	-	
	Connection Point for Telephone / Internet 接駁點供電話/互聯網	-	-	-	-	1	-	
	Television / FM Socket Outlet 電視/電台天線插座	-	-	-	-	1	-	
	Lighting Point 燈位	-	-	-	-	16	-	
	Home Automation Lighting Switch 智能家居燈掣	-	-	-	-	3	-	
	Home Automation Curtain Switch 智能家居窗簾掣	-	-	-	-	1	-	
	Door/Window Contact 門/窗磁接觸感測器	-	-	-	-	4	-	
	Panic Alarm Button 緊急警報按鈕	-	-	-	-	1	-	
	-	Home Automation Lighting Switch 智能家居燈掣	-	-	-	-	6	-
	-	Air-conditioner Point 冷氣機接駁點	-	-	-	-	2	-

Notes:

- “1, 2, ……” denotes the quantity of such provision(s) provided in the residential property.
- The Symbol “-” as shown in the above table denotes “Not Provided”.
- The Symbol “/” as shown in the above table denotes “Not Applicable”.

備註:

- “1, 2, ……”表示提供於該住宅物業內的裝置數量。
- 上表符號「-」表示「不提供」。
- 上表符號「/」表示「不適用」。

23. FITTING, FINISHES AND APPLIANCES
裝置、裝修物料及設備

Schedule of Mechanical and Electrical Provisions for Residential Properties
住宅單位機電裝置說明表

House 36
36號洋房

Location 位置	Exposed Type 外露型	Non-exposed Type 非外露型	LG/F 地下低層	G/F 地下	1/F 1樓	2/F 2樓	Roof 天台	
Study Room 書房	Single Socket Outlet 單位電插座	-	-	-	-	1	-	
	Twin Socket Outlet 雙位電插座	-	-	-	-	2	-	
	Connection Point for Telephone / Internet 接駁點供電話/互聯網	-	-	-	-	1	-	
	Television / FM Socket Outlet 電視/電台天線插座	-	-	-	-	1	-	
	Lighting Point 燈位	-	-	-	-	9	-	
	Home Automation Lighting Switch 智能家居燈掣	-	-	-	-	1	-	
	Door/Window Contact 門/窗磁接觸感測器	-	-	-	-	4	-	
	-	Home Automation Lighting Switch 智能家居燈掣	-	-	-	-	2	-
	-	Air-conditioner Point 冷氣機接駁點	-	-	-	-	1	-
Master Bathroom 主人浴室	Lighting Point 燈位	-	-	-	-	16	-	
	Home Automation Lighting Switch 智能家居燈掣	-	-	-	-	1	-	
	Door/Window Contact 門/窗磁接觸感測器	-	-	-	-	2	-	
	Thermo Ventilator Switch 換氣暖風機開關	-	-	-	-	1	-	
	-	Floor Heating Controller 地暖控制器	-	-	-	-	1	-
	-	Twin Socket Outlet 雙位電插座	-	-	-	-	2	-
	-	Double Pole Switch for Thermo Ventilator 雙極開關掣供換氣暖風機	-	-	-	-	1	-
	-	Gas Water Heater Remote Controller 煤氣熱水爐控制器	-	-	-	-	1	-
Foyer 3 前廳3	Single Socket Outlet 單位電插座	-	-	-	-	1	-	
	Security Alarm Keypad 安全警報鍵盤	-	-	-	-	1	-	
	Lighting Point 燈位	-	-	-	-	4	-	
	Home Automation Lighting Switch 智能家居燈掣	-	-	-	-	4	-	
	-	Twin Socket Outlet 雙位電插座	-	-	-	-	1	-
	-	Air-conditioner Point 冷氣機接駁點	-	-	-	-	1	-

Notes:

- “1, 2,” denotes the quantity of such provision(s) provided in the residential property.
- The Symbol “-” as shown in the above table denotes “Not Provided”.
- The Symbol “/” as shown in the above table denotes “Not Applicable”.

備註:

- “1, 2,”表示提供於該住宅物業內的裝置數量。
- 上表符號「-」表示「不提供」。
- 上表符號「/」表示「不適用」。

23. FITTING, FINISHES AND APPLIANCES
裝置、裝修物料及設備

Schedule of Mechanical and Electrical Provisions for Residential Properties

住宅單位機電裝置說明表

House 36

36號洋房

Location 位置	Exposed Type 外露型	Non-exposed Type 非外露型	LG/F 地下低層	G/F 地下	1/F 1樓	2/F 2樓	Roof 天台
Roof 天台	Isolator for Outdoor Air-Conditioner 室外空調機開關掣	-	-	-	-	-	2
	Lighting Point 燈位	-	-	-	-	-	7
	Water Proof Lighting Switch 防水燈掣	-	-	-	-	-	1
	-	Water Proof Socket Outlet 防水電插座	-	-	-	-	1
	-	Water Proof Isolator 防水電掣	-	-	-	-	1
	-	Fused Connection Unit for Gas Water Heater 保險絲接線位供煤氣	-	-	-	-	3
Internal Staircase 內置樓梯	Lighting Point 燈位	-	5	8	8	7	-
	Home Automation Lighting Switch 智能家居燈掣	-	1	2	-	1	-
	Lighting Switch 燈掣	-	-	-	-	1	-
	Door/Window Contact 門/窗磁接觸感測器	-	1	2	2	1	-

Notes:

- “1, 2,” denotes the quantity of such provision(s) provided in the residential property.
- The Symbol “-” as shown in the above table denotes “Not Provided”.
- The Symbol “/” as shown in the above table denotes “Not Applicable”.

備註：

- “1, 2,” 表示提供於該住宅物業內的裝置數量。
- 上表符號「-」表示「不提供」。
- 上表符號「/」表示「不適用」。

23. FITTING, FINISHES AND APPLIANCES
裝置、裝修物料及設備

Schedule of Mechanical and Electrical Provisions for Residential Properties
住宅單位機電裝置說明表

House 38
38號洋房

Location 位置	Exposed Type 外露型	Non-exposed Type 非外露型	LG/F 地下低層	G/F 地下	1/F 1樓	2/F 2樓	Roof 天台
Bathroom 6 浴室6	Lighting Point 燈位	-	6	-	-	-	-
	Fused Connection Unit for Exhaust Fan 保險絲接線位供抽氣扇	-	1	-	-	-	-
	-	Single Socket Outlet 單位電插座	1	-	-	-	-
Store 1 儲物房1	Miniature Circuit Breaker Board 總電掣箱	-	1	-	-	-	-
	Controller for Security System 保安系統控制器	-	1	-	-	-	-
	Security Alarm Keypad 安全警報鍵盤	-	1	-	-	-	-
	Air-conditioner Point 冷氣機接駁點	-	1	-	-	-	-
	Lighting Point 燈位	-	6	-	-	-	-
	Home Automation Lighting Switch 智能家居燈掣	-	1	-	-	-	-
	Door/Window Contact 門/窗磁接觸感測器	-	1	-	-	-	-
	-	Single Socket Outlet for Wine Cellar 單位電插座供酒櫃	1	-	-	-	-
Store 2 儲物房2	Single Socket Outlet 單位電插座	-	1	-	-	-	-
	Twin Socket Outlet 雙位電插座	-	1	-	-	-	-
	Reserved Connection Point for Telephone / Internet 預留接駁點供電話/互聯網	-	1	-	-	-	-
	Air-conditioner Point 冷氣機接駁點	-	1	-	-	-	-
	Lighting Point 燈位	-	7	-	-	-	-
	Television / FM Socket Point 電視/電台天線插座	-	1	-	-	-	-
	Lighting Switch 燈掣	-	2	-	-	-	-
	Exhaust Fan Switch 抽氣扇開關	-	1	-	-	-	-
	Fused Connection Unit for Exhaust Fan 保險絲接線位供抽氣扇	-	1	-	-	-	-
	-	Single Socket Outlet 單位電插座	2	-	-	-	-

Notes:

- "1, 2," denotes the quantity of such provision(s) provided in the residential property.
- The Symbol "-" as shown in the above table denotes "Not Provided".
- The Symbol "/" as shown in the above table denotes "Not Applicable".

備註:

- "1, 2," 表示提供於該住宅物業內的裝置數量。
- 上表符號「-」表示「不提供」。
- 上表符號「/」表示「不適用」。

23. FITTING, FINISHES AND APPLIANCES 裝置、裝修物料及設備

Schedule of Mechanical and Electrical Provisions for Residential Properties 住宅單位機電裝置說明表

House 38 38號洋房

Location 位置	Exposed Type 外露型	Non-exposed Type 非外露型	LG/F 地下低層	G/F 地下	1/F 1樓	2/F 2樓	Roof 天台
Store 3 儲物房 3	Single Socket Outlet 單位電插座	-	1	-	-	-	-
	Lighting Point 燈位	-	3	-	-	-	-
	Home Automation Lighting Switch 智能家居燈掣	-	1	-	-	-	-
Utility Room 工作間	Twin Socket Outlet 雙位電插座	-	2	-	-	-	-
	Single Socket Outlet 單位電插座	-	2	-	-	-	-
	Lighting Point 燈位	-	4	-	-	-	-
	Lighting Switch 燈掣	-	1	-	-	-	-
	Security Alarm Keypad 安全警報鍵盤	-	1	-	-	-	-
	Water Supply Connection Point for Washer 來水接駁位供洗衣機	-	1	-	-	-	-
	Drainage Point for Washer 去水位供洗衣機	-	1	-	-	-	-
	Air-conditioner Point 冷氣機接駁點	-	1	-	-	-	-
	-	Single Socket Outlet 單位電插座	-	2	-	-	-
Foyer 4 前廳 4	Lighting Point 燈位	-	8	-	-	-	-
	Door/Window Contact 門/窗磁接觸感測器	-	1	-	-	-	-
Corridor 1 走廊 1	Exhaust Fan Switch 抽氣扇開關	-	1	-	-	-	-
Lift Lobby 升降機大堂	Lighting Point 燈位	-	3	-	-	-	-
	Home Automation Lighting Switch 智能家居燈掣	-	4	-	-	-	-
	Air-conditioner Point 冷氣機接駁點	-	1	-	-	-	-
	-	Single Socket Outlet 單位電插座	-	1	-	-	-
Protected Lobby 保護門廊	Lighting Point 燈位	-	2	-	-	-	-
	Lighting Switch 燈掣	-	1	-	-	-	-
	Door/Window Contact 門/窗磁接觸感測器	-	1	-	-	-	-

Notes:

- “1, 2, ……” denotes the quantity of such provision(s) provided in the residential property.
- The Symbol “-” as shown in the above table denotes “Not Provided”.
- The Symbol “/” as shown in the above table denotes “Not Applicable”.

備註：

- “1, 2, ……”表示提供於該住宅物業內的裝置數量。
- 上表符號「-」表示「不提供」。
- 上表符號「/」表示「不適用」。

23. FITTING, FINISHES AND APPLIANCES 裝置、裝修物料及設備

Schedule of Mechanical and Electrical Provisions for Residential Properties 住宅單位機電裝置說明表

House 38
38號洋房

Location 位置	Exposed Type 外露型	Non-exposed Type 非外露型	LG/F 地下低層	G/F 地下	1/F 1樓	2/F 2樓	Roof 天台
Electrical / Extra Low Voltage Duct 電綫或特低壓 電綫槽	Fused Connection Unit for Communal Aerial Broadcast Distribution Box 保險絲接線位供公共天線配電箱	-	1	-	-	-	-
Living Room and Dining Room 客廳及飯廳	Twin Socket Outlet 雙位電插座	-	-	4	-	-	-
	Single Socket Outlet 單位電插座	-	-	4	-	-	-
	Connection Point for Telephone / Internet 接駁點供電話/互聯網	-	-	2	-	-	-
	Television / FM Socket Point 電視/電台天線插座	-	-	1	-	-	-
	Lighting Point 燈位	-	-	28	-	-	-
	Lighting Switch 燈掣	-	-	2	-	-	-
	Home Automation Lighting Switch 智能家居燈掣	-	-	2	-	-	-
	Home Automation Curtain Switch 智能家居窗簾掣	-	-	3	-	-	-
	Door/Window Contact 門/窗磁接觸感測器	-	-	3	-	-	-
	Security Alarm Keypad 安全警報鍵盤	-	-	1	-	-	-
	-	Air-conditioner Point 冷氣機接駁點	-	-	2	-	-
-	Single Socket Outlet 單位電插座	-	-	1	-	-	-

Notes:

- “1, 2,” denotes the quantity of such provision(s) provided in the residential property.
- The Symbol “-” as shown in the above table denotes “Not Provided”.
- The Symbol “/” as shown in the above table denotes “Not Applicable”.

備註:

- “1, 2,” 表示提供於該住宅物業內的裝置數量。
- 上表符號「-」表示「不提供」。
- 上表符號「/」表示「不適用」。

23. FITTING, FINISHES AND APPLIANCES
裝置、裝修物料及設備

Schedule of Mechanical and Electrical Provisions for Residential Properties
住宅單位機電裝置說明表

House 38
38 號洋房

Location 位置	Exposed Type 外露型	Non-exposed Type 非外露型	LG/F 地下低層	G/F 地下	1/F 1樓	2/F 2樓	Roof 天台
Kitchen 廚房	Twin Socket Power Point 雙位電插座	-	-	5	-	-	-
	Lighting Point 燈位	-	-	12	-	-	-
	Lighting Switch 燈掣	-	-	1	-	-	-
	Home Automation Lighting Switch 智能家居燈掣	-	-	2	-	-	-
	Curtain Switch 窗簾掣	-	-	1	-	-	-
	Door/Window Contact 門/窗磁接觸感測器	-	-	2	-	-	-
	-	Single Socket Outlet 單位電插座	-	1	-	-	-
	-	Air-conditioner Point 冷氣機接駁點	-	1	-	-	-
	-	Single Socket Outlet for Gas Cooker Hob 單位電插座供煤氣煮食爐	-	2	-	-	-
	-	Connection Point for Electric Grill 接駁點供電燒烤爐	-	1	-	-	-
	-	Single Socket Outlet for Cooker Hood 單位電插座供抽油煙機	-	1	-	-	-
	-	Connection Point for Oven 接駁點供焗爐	-	1	-	-	-
	-	Connection Point for Combi-steam Oven 接駁點供組合蒸焗爐	-	1	-	-	-
	-	Single Socket Outlet for Microwave Oven 單位電插座供微波爐	-	1	-	-	-
	-	Single Socket Outlet for Dishwasher 單位電插座供洗碗碟機	-	1	-	-	-
	-	Single Socket Outlet for Warming Drawer 單位電插座供保溫櫃	-	1	-	-	-
	-	Single Socket Outlet for Refrigerator 單位電插座供雪櫃	-	1	-	-	-
	-	Water Supply Connection Point for Dishwasher 來水接駁點供洗碗碟機	-	1	-	-	-
	-	Drainage Point for Dishwasher 洗碗碟機去水位	-	1	-	-	-

Notes:

- “1, 2,” denotes the quantity of such provision(s) provided in the residential property.
- The Symbol “-” as shown in the above table denotes “Not Provided”.
- The Symbol “/” as shown in the above table denotes “Not Applicable”.

備註：

- “1, 2,” 表示提供於該住宅物業內的裝置數量。
- 上表符號「-」表示「不提供」。
- 上表符號「/」表示「不適用」。

23. FITTING, FINISHES AND APPLIANCES
裝置、裝修物料及設備

Schedule of Mechanical and Electrical Provisions for Residential Properties
住宅單位機電裝置說明表

House 38
38號洋房

Location 位置	Exposed Type 外露型	Non-exposed Type 非外露型	LG/F 地下低層	G/F 地下	1/F 1樓	2/F 2樓	Roof 天台
Bathroom 1 浴室 1	Lighting Point 燈位	-	-	4	-	-	-
	Door/Window Contact 門/窗磁接觸感測器	-	-	2	-	-	-
	Single Socket Outlet 單位電插座	-	-	1	-	-	-
	-	Single Socket Outlet 單位電插座	-	1	-	-	-
	-	Gas Water Heater Remote Controller 煤氣熱水爐控制器	-	1	-	-	-
	-	Double Pole Switch for Thermo Ventilator 雙極開關掣供換氣暖風機	-	1	-	-	-
Maid Room 工人房	Single Socket Outlet 單位電插座	-	-	1	-	-	-
	Lighting Point 燈位	-	-	1	-	-	-
	Lighting Switch 燈掣	-	-	1	-	-	-
	Door/Window Contact 門/窗磁接觸感測器	-	-	1	-	-	-
Foyer 1 前廳 1	Single Socket Outlet 單位電插座	-	-	1	-	-	-
	Video Doorphone 視像對講機	-	-	1	-	-	-
	Lighting Point 燈位	-	-	12	-	-	-
	Home Automation Lighting Switch 智能家居燈掣	-	-	6	-	-	-
	Door/Window Contact 門/窗磁接觸感測器	-	-	1	-	-	-
	-	Air-conditioner Point 冷氣機接駁點	-	1	-	-	-
Garden (facing Main Entrance) 花園 (面向大門)	Water Proof Socket Outlet 防水電插座	-	-	1	-	-	-
	Visitor Panel 訪客對講機	-	-	1	-	-	-
	Lighting Point 燈位	-	-	4	-	-	-
	Gate Release Button 開門開門按鈕	-	-	1	-	-	-
	-	Fused Connection Point for Signage and Gate Electrical Lock 接線位連保險絲供門牌燈及開門電鎖	-	2	-	-	-

Notes:

- “1, 2,” denotes the quantity of such provision(s) provided in the residential property.
- The Symbol “-” as shown in the above table denotes “Not Provided”.
- The Symbol “/” as shown in the above table denotes “Not Applicable”.

備註:

- “1, 2,” 表示提供於該住宅物業內的裝置數量。
- 上表符號「-」表示「不提供」。
- 上表符號「/」表示「不適用」。

23. FITTING, FINISHES AND APPLIANCES
裝置、裝修物料及設備

Schedule of Mechanical and Electrical Provisions for Residential Properties
住宅單位機電裝置說明表

House 38
38 號洋房

Location 位置	Exposed Type 外露型	Non-exposed Type 非外露型	LG/F 地下低層	G/F 地下	1/F 1樓	2/F 2樓	Roof 天台
Garden (facing Living Room and Dining Room) 花園 (面向客廳及 飯廳)	Lighting Point 燈位	-	-	4	-	-	-
	-	Water Proof Socket Outlet 防水電插座	-	1	-	-	-
	Emergency Call Bell Button 緊急召喚鐘按鈕	-	-	1	-	-	-
Family Room 家庭室	Single Socket Outlet 單位電插座	-	-	-	1	-	-
	Lighting Point 燈位	-	-	-	7	-	-
	Door/Window Contact 門/窗磁接觸感測器	-	-	-	3	-	-
	-	Single Socket Outlet 單位電插座	-	-	1	-	-
	-	Twin Socket Outlet 雙位電插座	-	-	1	-	-
	-	Connection Point for Telephone / Internet 接駁點供電話/互聯網	-	-	1	-	-
	-	Television / FM Socket Outlet 電視/電台天線插座	-	-	1	-	-
	-	Air-conditioner Point 冷氣機接駁點	-	-	1	-	-
Bedroom 1 睡房 1	Panic Alarm Button 緊急警報按鈕	-	-	-	1	-	-
	Lighting Point 燈位	-	-	-	12	-	-
	Home Automation Lighting Switch 智能家居燈掣	-	-	-	5	-	-
	Home Automation Curtain Switch 智能家居窗簾掣	-	-	-	1	-	-
	Door/Window Contact 門/窗磁接觸感測器	-	-	-	2	-	-
	Single Socket Outlet 單位電插座	-	-	-	3	-	-
	Twin Socket Outlet 雙位電插座	-	-	-	2	-	-
	-	Single Socket Outlet 單位電插座	-	-	2	-	-
	-	Connection Point for Telephone / Internet 接駁點供電話/互聯網	-	-	2	-	-
	-	Air-conditioner Point 冷氣機接駁點	-	-	2	-	-

Notes:

- “1, 2, ……” denotes the quantity of such provision(s) provided in the residential property.
- The Symbol “-” as shown in the above table denotes “Not Provided”.
- The Symbol “/” as shown in the above table denotes “Not Applicable”.

備註：

- “1, 2, ……” 表示提供於該住宅物業內的裝置數量。
- 上表符號「-」表示「不提供」。
- 上表符號「/」表示「不適用」。

23. FITTING, FINISHES AND APPLIANCES
裝置、裝修物料及設備

Schedule of Mechanical and Electrical Provisions for Residential Properties
住宅單位機電裝置說明表

House 38
38號洋房

Location 位置	Exposed Type 外露型	Non-exposed Type 非外露型	LG/F 地下低層	G/F 地下	1/F 1樓	2/F 2樓	Roof 天台
Walk-In Closet 衣帽間	Lighting Point 燈位	-	-	-	3	-	-
	Home Automation Lighting Switch 智能家居燈掣	-	-	-	1	-	-
	Single Socket Outlet 單位電插座	-	-	-	1	-	-
Bedroom 2 睡房2	Connection Point for Telephone / Internet 接駁點供電話 / 互聯網	-	-	-	1	-	-
	Panic Alarm Button 緊急警報按鈕	-	-	-	1	-	-
	Lighting Point 燈位	-	-	-	14	-	-
	Home Automation Lighting Switch 智能家居燈掣	-	-	-	5	-	-
	Home Automation Curtain Switch 智能家居窗簾掣	-	-	-	1	-	-
	Door/Window Contact 門 / 窗磁接觸感測器	-	-	-	1	-	-
	Single Socket Outlet 單位電插座	-	-	-	2	-	-
	Twin Socket Outlet 雙位電插座	-	-	-	1	-	-
	-	Single Socket Outlet 單位電插座	-	-	2	-	-
	-	Connection Point for Telephone / Internet 接駁點供電話 / 互聯網	-	-	1	-	-
	-	Air-conditioner Point 冷氣機接駁點	-	-	1	-	-

Notes:

- “1, 2,” denotes the quantity of such provision(s) provided in the residential property.
- The Symbol “-” as shown in the above table denotes “Not Provided”.
- The Symbol “/” as shown in the above table denotes “Not Applicable”.

備註：

- “1, 2,” 表示提供於該住宅物業內的裝置數量。
- 上表符號「-」表示「不提供」。
- 上表符號「/」表示「不適用」。

23. FITTING, FINISHES AND APPLIANCES
裝置、裝修物料及設備

Schedule of Mechanical and Electrical Provisions for Residential Properties
住宅單位機電裝置說明表

House 38
38號洋房

Location 位置	Exposed Type 外露型	Non-exposed Type 非外露型	LG/F 地下低層	G/F 地下	1/F 1樓	2/F 2樓	Roof 天台
Bedroom 3 睡房3	Connection Point for Telephone / Internet 接駁點供電話/互聯網	-	-	-	1	-	-
	Panic Alarm Button 緊急警報按鈕	-	-	-	1	-	-
	Lighting Point 燈位	-	-	-	9	-	-
	Home Automation Lighting Switch 智能家居燈掣	-	-	-	4	-	-
	Home Automation Curtain Switch 智能家居窗簾掣	-	-	-	1	-	-
	Door/Window Contact 門/窗磁接觸感測器	-	-	-	2	-	-
	Single Socket Outlet 單位電插座	-	-	-	3	-	-
	Twin Socket Outlet 雙位電插座	-	-	-	1	-	-
	-	Single Socket Outlet 單位電插座	-	-	2	-	-
	-	Connection Point for Telephone / Internet 接駁點供電話/互聯網	-	-	1	-	-
	-	Air-conditioner Point 冷氣機接駁點	-	-	1	-	-
Bathroom 2 浴室2	Lighting Point 燈位	-	-	-	9	-	-
	Door/Window Contact 門/窗磁接觸感測器	-	-	-	1	-	-
	-	Single Socket Outlet 單位電插座	-	-	1	-	-
	-	Double Pole Switch for Thermo Ventilator 雙極開關掣供換氣暖風機	-	-	1	-	-
-	Gas Water Heater Remote Controller 煤氣熱水爐控制器	-	-	1	-	-	
Bathroom 3 浴室3	Lighting Point 燈位	-	-	-	4	-	-
	-	Single Socket Outlet 單位電插座	-	-	1	-	-
	-	Double Pole Switch for Thermo Ventilator 雙極開關掣供換氣暖風機	-	-	1	-	-
	-	Gas Water Heater Remote Controller 煤氣熱水爐控制器	-	-	1	-	-

Notes:

- "1, 2," denotes the quantity of such provision(s) provided in the residential property.
- The Symbol "-" as shown in the above table denotes "Not Provided".
- The Symbol "/" as shown in the above table denotes "Not Applicable".

備註:

- "1, 2," 表示提供於該住宅物業內的裝置數量。
- 上表符號「-」表示「不提供」。
- 上表符號「/」表示「不適用」。

23. FITTING, FINISHES AND APPLIANCES
裝置、裝修物料及設備

Schedule of Mechanical and Electrical Provisions for Residential Properties
住宅單位機電裝置說明表

House 38
38號洋房

Location 位置	Exposed Type 外露型	Non-exposed Type 非外露型	LG/F 地下低層	G/F 地下	1/F 1樓	2/F 2樓	Roof 天台
Bathroom 4 浴室4	Lighting Point 燈位	-	-	-	7	-	-
	Door/Window Contact 門/窗磁接觸感測器	-	-	-	2	-	-
	-	Single Socket Outlet 單位電插座	-	-	1	-	-
	-	Double Pole Switch for Thermo Ventilator 雙極開關掣供換氣暖風機	-	-	1	-	-
	-	Gas Water Heater Remote Controller 煤氣熱水爐控制器	-	-	1	-	-
Foyer 2 前廳2	Security Alarm Keypad 安全警報鍵盤	-	-	-	1	-	-
	Lighting Point 燈位	-	-	-	7	-	-
	Home Automation Lighting Switch 智能家居燈掣	-	-	-	7	-	-
Master Bedroom 主人睡房	Single Socket Outlet 單位電插座	-	-	-	-	3	-
	Twin Socket Outlet 雙位電插座	-	-	-	-	1	-
	Connection Point for Telephone / Internet 接駁點供電話/互聯網	-	-	-	-	1	-
	Lighting Point 燈位	-	-	-	-	18	-
	Home Automation Lighting Switch 智能家居燈掣	-	-	-	-	7	-
	Home Automation Curtain Switch 智能家居窗簾掣	-	-	-	-	2	-
	Door/Window Contact 門/窗磁接觸感測器	-	-	-	-	3	-
	Panic Alarm Button 緊急警報按鈕	-	-	-	-	1	-
	-	Single Socket Outlet 單位電插座	-	-	-	2	-
	-	Twin Socket Outlet 雙位電插座	-	-	-	2	-
	-	Connection Point for Telephone / Internet 接駁點供電話/互聯網	-	-	-	3	-
	-	Air-conditioner Point 冷氣機接駁點	-	-	-	2	-

Notes:

- “1, 2,” denotes the quantity of such provision(s) provided in the residential property.
- The Symbol “-” as shown in the above table denotes “Not Provided”.
- The Symbol “/” as shown in the above table denotes “Not Applicable”.

備註：

- “1, 2,”表示提供於該住宅物業內的裝置數量。
- 上表符號「-」表示「不提供」。
- 上表符號「/」表示「不適用」。

23. FITTING, FINISHES AND APPLIANCES
裝置、裝修物料及設備

Schedule of Mechanical and Electrical Provisions for Residential Properties
住宅單位機電裝置說明表

House 38
38號洋房

Location 位置	Exposed Type 外露型	Non-exposed Type 非外露型	LG/F 地下低層	G/F 地下	1/F 1樓	2/F 2樓	Roof 天台
Dressing Room 更衣室	Single Socket Outlet 單位電插座	-	-	-	-	2	-
	Lighting Point 燈位	-	-	-	-	6	-
	Home Automation Lighting Switch 智能家居燈掣	-	-	-	-	3	-
	Curtain Switch 窗簾掣	-	-	-	-	2	-
	Door/Window Contact 門/窗磁接觸感測器	-	-	-	-	2	-
	-	Air-conditioner Point 冷氣機接駁點	-	-	-	1	-
Study Room 書房	Twin Socket Outlet 雙位電插座	-	-	-	-	3	-
	Connection Point for Telephone / Internet 接駁點供電話/互聯網	-	-	-	-	2	-
	Single Socket Outlet 單位電插座	-	-	-	-	1	-
	Lighting Point 燈位	-	-	-	-	7	-
	Home Automation Lighting Switch 智能家居燈掣	-	-	-	-	3	-
	Home Automation Curtain Switch 智能家居窗簾掣	-	-	-	-	1	-
	Door/Window Contact 門/窗磁接觸感測器	-	-	-	-	2	-
	Panic Alarm Button 緊急警報按鈕	-	-	-	-	1	-
	-	Air-conditioner Point 冷氣機接駁點	-	-	-	1	-
Master Bathroom 主人浴室	Lighting Point 燈位	-	-	-	-	14	-
	Door/Window Contact 門/窗磁接觸感測器	-	-	-	-	2	-
	Single Socket Outlet 單位電插座	-	-	-	-	1	-
	-	Floor Heating Controller 地暖控制器	-	-	-	1	-
	-	Single Socket Outlet 單位電插座	-	-	-	2	-
	-	Double Pole Switch for Thermo Ventilator 雙極開關掣供換氣暖風機	-	-	-	1	-
	-	Fused Connection Point for Floor Heating 接線位連保險絲供地暖	-	-	-	1	-
	-	Gas Water Heater Remote Controller 煤氣熱水爐控制器	-	-	-	1	-

Notes:

- “1, 2,” denotes the quantity of such provision(s) provided in the residential property.
- The Symbol “-” as shown in the above table denotes “Not Provided”.
- The Symbol “/” as shown in the above table denotes “Not Applicable”.

備註：

- “1, 2,”表示提供於該住宅物業內的裝置數量。
- 上表符號「-」表示「不提供」。
- 上表符號「/」表示「不適用」。

23. FITTING, FINISHES AND APPLIANCES
裝置、裝修物料及設備

Schedule of Mechanical and Electrical Provisions for Residential Properties
住宅單位機電裝置說明表

House 38
38號洋房

Location 位置	Exposed Type 外露型	Non-exposed Type 非外露型	LG/F 地下低層	G/F 地下	1/F 1樓	2/F 2樓	Roof 天台
Bathroom 5 浴室5	Lighting Point 燈位	-	-	-	-	6	-
	Door/Window Contact 門/窗磁接觸感測器	-	-	-	-	1	-
	-	Single Socket Outlet 單位電插座	-	-	-	1	-
	-	Double Pole Switch for Thermo Ventilator 雙極開關掣供換氣暖風機	-	-	-	1	-
	-	Gas Water Heater Remote Controller 煤氣熱水爐控制器	-	-	-	1	-
Foyer 3 前廳3	Single Socket Outlet 單位電插座	-	-	-	-	1	-
	Security Alarm Keypad 安全警報鍵盤	-	-	-	-	1	-
	Lighting Point 燈位	-	-	-	-	6	-
	Home Automation Lighting Switch 智能家居燈掣	-	-	-	-	6	-
	Door/Window Contact 門/窗磁接觸感測器	-	-	-	-	2	-
	-	Air-conditioner Point 冷氣機接駁點	-	-	-	1	-
Roof 天台	Isolator for Outdoor Air-Conditioner 室外空調機開關掣	-	-	-	-	-	2
	Lighting Point 燈位	-	-	-	-	-	3
	Water Proof Lighting Switch 防水燈掣	-	-	-	-	-	1
	-	Water Proof Isolator 防水電掣	-	-	-	-	1
	-	Fused Connection Unit for Gas Water Heater 保險絲接線位供煤氣	-	-	-	-	3
Internal Staircase 內置樓梯	Lighting Point 燈位	-	2	1	1	2	2
	Home Automation Lighting Switch 智能家居燈掣	-	1	4	-	1	-
	Door/Window Contact 門/窗磁接觸感測器	-	1	2	2	1	-

Notes:

- “1, 2,” denotes the quantity of such provision(s) provided in the residential property.
- The Symbol “-” as shown in the above table denotes “Not Provided”.
- The Symbol “/” as shown in the above table denotes “Not Applicable”.

備註：

- “1, 2,” 表示提供於該住宅物業內的裝置數量。
- 上表符號「-」表示「不提供」。
- 上表符號「/」表示「不適用」。

23. FITTING, FINISHES AND APPLIANCES
裝置、裝修物料及設備

Schedule of Mechanical and Electrical Provisions for Residential Properties
住宅單位機電裝置說明表

Block 1 and Block 2
第1座及第2座

Location 位置	Exposed Type 外露型	Non-exposed Type 非外露型	G/F and 1/F 地下及1樓		2/F and 3/F 2樓及3樓	
			Unit A A單位	Unit B B單位	Unit A A單位	Unit B (Applicable to Block 2 only) B單位 (只適用於 第2座)
Living Room and Dining Room 客廳及飯廳	Twin Socket Outlet 雙位電插座	-	3	3	3	3
	Connection Point for Telephone / Internet 接駁點供電話/互聯網	-	2	2	2	2
	Television / FM Socket Outlet 電視/電台天線插座	-	2	2	2	2
	Video Doorphone 視像對講機	-	1	1	1	1
	Security Alarm Keypad 安全警報鍵盤	-	1	1	1	1
	Lighting Point 燈位	-	3	3	3	3
	Home Automation Lighting Switch 智能家居燈掣	-	1	1	-	-
	Door / Window Contact 門/窗磁接觸感測器	-	2	2	4	4
	-	Air-conditioner Point 冷氣機接駁點	1	1	1	1
	-	Fused Connection Unit for Motorized Curtain 保險絲接線位供電動窗簾	2	2	3	3

Notes:

1. "1, 2," denotes the quantity of such provision(s) provided in the residential property.
2. The Symbol "-" as shown in the above table denotes "Not Provided".
3. The Symbol "/" as shown in the above table denotes "Not Applicable".

備註:

1. "1, 2," 表示提供於該住宅物業內的裝置數量。
2. 上表符號「-」表示「不提供」。
3. 上表符號「/」表示「不適用」。

23. FITTING, FINISHES AND APPLIANCES
裝置、裝修物料及設備

Schedule of Mechanical and Electrical Provisions for Residential Properties
住宅單位機電裝置說明表

Block 1 and Block 2
第1座及第2座

Location 位置	Exposed Type 外露型	Non-exposed Type 非外露型	G/F and 1/F 地下及1樓		2/F and 3/F 2樓及3樓	
			Unit A A單位	Unit B B單位	Unit A A單位	Unit B B單位 (Applicable to Block 2 only) (只適用於 第2座)
Kitchen 廚房	Twin Socket Outlet 雙位電插座	-	3	3	3	3
	Lighting Point 燈位	-	11	11	13	13
	Door / Window Contact 門/窗磁接觸感測器	-	2	2	2	2
	Door Bell 門鈴	-	1	1	1	1
	-	Fused Connection Unit for Exhaust Fan 保險絲接線位供抽氣扇	1	1	1	1
	-	Air-conditioner Point 冷氣機接駁點	1	1	1	1
	-	Connection Point for Electric Water Heater 接駁點供電熱水爐	1	1	1	1
	-	Twin Socket Outlet for Gas Cooker Hob 雙位電插座供煤氣煮食爐	1	1	1	1
	-	Double Pole Switch for Induction Hob 雙極開關掣供電磁爐	1	1	1	1
	-	Single Socket Outlet for Cooker Hood 單位電插座供抽油煙機	1	1	1	1
	-	Single Socket Outlet for Refrigerator 單位電插座供雪櫃	1	1	1	1
	-	Single Socket Outlet for Steam Oven 單位電插座供蒸焗爐	1	1	1	1
	-	Double Pole Switch for Oven 雙極開關掣供焗爐	1	1	1	1

Notes:

- “1, 2,” denotes the quantity of such provision(s) provided in the residential property.
- The Symbol “-” as shown in the above table denotes “Not Provided”.
- The Symbol “/” as shown in the above table denotes “Not Applicable”.

備註：

- “1, 2,” 表示提供於該住宅物業內的裝置數量。
- 上表符號「-」表示「不提供」。
- 上表符號「/」表示「不適用」。

23. FITTING, FINISHES AND APPLIANCES
裝置、裝修物料及設備

Schedule of Mechanical and Electrical Provisions for Residential Properties
住宅單位機電裝置說明表

Block 1 and Block 2
第1座及第2座

Location 位置	Exposed Type 外露型	Non-exposed Type 非外露型	G/F and 1/F 地下及1樓		2/F and 3/F 2樓及3樓	
			Unit A A單位	Unit B B單位	Unit A A單位	Unit B B單位 (Applicable to Block 2 only) (只適用於第2座)
Master Bedroom 主人睡房	Twin Socket Outlet 雙位電插座	-	2	2	2	2
	Connection Point for Telephone / Internet 接駁點供電話/互聯網	-	1	1	1	1
	Television / FM Socket Outlet 電視/電台天線插座	-	1	1	1	1
	Lighting Point 燈位	-	2	2	2	2
	Lighting Switch 燈掣	-	1	1	1	1
	Home Automation Lighting Switch 智能家居燈掣	-	1	1	1	1
	Door / Window Contact 門/窗磁接觸感測器	-	1	1	1	1
	-	Air-conditioner Point 冷氣機接駁點	1	1	1	1
	-	Fused Connection Unit for Motorized Curtain 保險絲接線位供電動窗簾	1	1	1	1
Bedroom 1 睡房1	Twin Socket Outlet 雙位電插座	-	1	1	1	1
	Connection Point for Telephone / Internet 接駁點供電話/互聯網	-	1	1	1	1
	Television / FM Socket Outlet 電視/電台天線插座	-	1	1	1	1
	Lighting Point 燈位	-	3	3	2	2
	Lighting Switch 燈掣	-	1	1	1	1
	Home Automation Lighting Switch 智能家居燈掣	-	1	1	1	1
	Door / Window Contact 門/窗磁接觸感測器	-	2	2	2	2
	Air-conditioner Point 冷氣機接駁點	-	1	1	1	1
	-	Fused Connection Unit for Motorized Curtain 保險絲接線位供電動窗簾	1	1	1	1

Notes:

- “1, 2,” denotes the quantity of such provision(s) provided in the residential property.
- The Symbol “-” as shown in the above table denotes “Not Provided”.
- The Symbol “/” as shown in the above table denotes “Not Applicable”.

備註:

- “1, 2,”表示提供於該住宅物業內的裝置數量。
- 上表符號“-”表示「不提供」。
- 上表符號“/”表示「不適用」。

23. FITTING, FINISHES AND APPLIANCES 裝置、裝修物料及設備

Schedule of Mechanical and Electrical Provisions for Residential Properties 住宅單位機電裝置說明表

Block 1 and Block 2 第1座及第2座

Location 位置	Exposed Type 外露型	Non-exposed Type 非外露型	G/F and 1/F 地下及1樓		2/F and 3/F 2樓及3樓	
			Unit A A單位	Unit B B單位	Unit A A單位	Unit B B單位 (Applicable to Block 2 only) (只適用於第2座)
Bedroom 2 睡房2	Twin Socket Outlet 雙位電插座	-	1	1	1	1
	Connection Point for Telephone / Internet 接駁點供電話/互聯網	-	1	1	1	1
	Television / FM Socket Outlet 電視/電台天線插座	-	1	1	1	1
	Lighting Point 燈位	-	1	1	1	1
	Home Automation Lighting Switch 智能家居燈掣	-	1	1	1	1
	Door / Window Contact 門/窗磁接觸感測器	-	2	2	2	2
	Air-conditioner Point 冷氣機接駁點	-	1	1	1	1
	-	Fused Connection Unit for Motorized Curtain 保險絲接線位供電動窗簾	1	1	1	1
Bedroom 3 睡房3	Twin Socket Outlet 雙位電插座	-	1	1	1	1
	Connection Point for Telephone / Internet 接駁點供電話/互聯網	-	1	1	1	1
	Television / FM Socket Outlet 電視/電台天線插座	-	1	1	1	1
	Lighting Point 燈位	-	1	1	1	1
	Home Automation Lighting Switch 智能家居燈掣	-	1	1	1	1
	Door / Window Contact 門/窗磁接觸感測器	-	1	1	1	1
	Air-conditioner Point 冷氣機接駁點	-	1	1	1	1
	-	Fused Connection Unit for Motorized Curtain 保險絲接線位供電動窗簾	1	1	1	1

Notes:

- “1, 2,” denotes the quantity of such provision(s) provided in the residential property.
- The Symbol “-” as shown in the above table denotes “Not Provided”.
- The Symbol “/” as shown in the above table denotes “Not Applicable”.

備註:

- “1, 2,” 表示提供於該住宅物業內的裝置數量。
- 上表符號“-”表示「不提供」。
- 上表符號“/”表示「不適用」。

23. FITTING, FINISHES AND APPLIANCES
裝置、裝修物料及設備

Schedule of Mechanical and Electrical Provisions for Residential Properties
住宅單位機電裝置說明表

Block 1 and Block 2
第1座及第2座

Location 位置	Exposed Type 外露型	Non-exposed Type 非外露型	G/F and 1/F 地下及1樓		2/F and 3/F 2樓及3樓	
			Unit A A單位	Unit B B單位	Unit A A單位	Unit B B單位 (Applicable to Block 2 only) (只適用於第2座)
Master Bathroom 主人浴室	Lighting Point 燈位	-	10	10	10	10
	Door / Window Contact 門/窗磁接觸感測器	-	1	1	1	1
	-	Floor Heating Controller 地暖控制器	1	1	1	1
	-	Single Socket Outlet 單位電插座	2	2	2	2
	-	Connection Point for Electric Water Heater 接駁點供電熱水爐	1	1	1	1
	-	Double Pole Switch for Thermo Ventilator 雙極開關掣供換氣暖風機	1	1	1	1
	-	Fused Connection Unit for Exhaust Fan 接線位連保險絲供抽氣扇	1	1	1	1
	-	Fused Connection Unit for Towel Warmer 接線位連保險絲供暖毛巾架	1	1	1	1
	-	Fused Connection Point for Floor Heating 接線位連保險絲供地暖	1	1	1	1
Bathroom 1 浴室1	Lighting Point 燈位	-	6	6	6	6
	-	Single Socket Outlet 單位電插座	1	1	1	1
	-	Connection Point for Electric Water Heater 接駁點供電熱水爐	1	1	1	1
	-	Double Pole Switch for Thermo Ventilator 雙極開關掣供換氣暖風機	1	1	1	1
	-	Fused Connection Unit for Exhaust Fan 接線位連保險絲供抽氣扇	1	1	1	1
Bathroom 2 浴室2	Lighting Point 燈位	-	5	5	6	6
	Door / Window Contact 門/窗磁接觸感測器	-	1	1	1	1
	-	Single Socket Outlet 單位電插座	1	1	1	1
	-	Connection Point for Electric Water Heater 接駁點供電熱水爐	1	1	1	1
	-	Double Pole Switch for Thermo Ventilator 雙極開關掣供換氣暖風機	1	1	1	1

Notes:

- "1, 2," denotes the quantity of such provision(s) provided in the residential property.
- The Symbol "-" as shown in the above table denotes "Not Provided".
- The Symbol "/" as shown in the above table denotes "Not Applicable".

備註:

- "1, 2," 表示提供於該住宅物業內的裝置數量。
- 上表符號「-」表示「不提供」。
- 上表符號「/」表示「不適用」。

23. FITTING, FINISHES AND APPLIANCES
裝置、裝修物料及設備

Schedule of Mechanical and Electrical Provisions for Residential Properties
住宅單位機電裝置說明表

Block 1 and Block 2
第1座及第2座

Location 位置	Exposed Type 外露型	Non-exposed Type 非外露型	G/F and 1/F 地下及1樓		2/F and 3/F 2樓及3樓	
			Unit A A單位	Unit B B單位	Unit A A單位	Unit B B單位 (Applicable to Block 2 only) (只適用於第2座)
Powder Room 化妝間	Lighting Point 燈位	-	2	2	2	2
	-	Connection Point for Electric Water Heater 接駁點供電熱水爐	1	1	1	1
	-	Single Socket Outlet 單位電插座	1	1	1	1
	-	Fused Connection Unit for Exhaust Fan 保險絲接線位供抽氣扇	1	1	1	1
Lavatory 洗手間	Lighting Point 燈位	-	1	1	1	1
	-	Connection Point for Electric Water Heater 接駁點供電熱水爐	1	1	1	1
	-	Fused Connection Unit for Exhaust Fan 保險絲接線位供抽氣扇	1	1	1	1
Maid Room 工人房	Miniature Circuit Breaker Board 總電掣箱	-	1	1	1	1
	Controller for Security System 保安系統控制器	-	1	1	1	1
	Single Socket Outlet 單位電插座	-	1	1	-	-
	Twin Socket Outlet 雙位電插座	-	4	4	5	5
	Reserved Connection Point for Telephone / Internet 預留接駁點供電話/互聯網	-	1	1	1	1
	Lighting Point 燈位	-	1	1	2	2
	Lighting Switch 燈掣	-	2	2	3	3
	Door / Window Contact 門/窗磁接觸感測器	-	1	1	2	2
	Exhaust Fan Switch 抽氣扇開關	-	1	1	1	1
	Water Supply Connection Point for Washer 來水接駁點供洗衣機	-	1	1	1	1
	Drainage Point for Washer 去水位供洗衣機	-	1	1	1	1
	Air-conditioner Point 冷氣機接駁點	-	1	1	1	1

Notes:

- "1, 2," denotes the quantity of such provision(s) provided in the residential property.
- The Symbol "-" as shown in the above table denotes "Not Provided".
- The Symbol "/" as shown in the above table denotes "Not Applicable".

備註:

- "1, 2," 表示提供於該住宅物業內的裝置數量。
- 上表符號「-」表示「不提供」。
- 上表符號「/」表示「不適用」。

23. FITTING, FINISHES AND APPLIANCES
裝置、裝修物料及設備

Schedule of Mechanical and Electrical Provisions for Residential Properties
住宅單位機電裝置說明表

Block 1 and Block 2
第1座及第2座

Location 位置	Exposed Type 外露型	Non-exposed Type 非外露型	G/F and 1/F 地下及1樓		2/F and 3/F 2樓及3樓	
			Unit A A單位	Unit B B單位	Unit A A單位	Unit B B單位 (Applicable to Block 2 only) (只適用於第2座)
Store 儲物房	Lighting Point 燈位	-	1	1	/	/
	Lighting Switch 燈掣	-	1	1	/	/
	Single Socket Outlet 單位電插座	-	1	1	/	/
Store 1 儲物房 1	Lighting Point 燈位	-	/	/	1	1
	Lighting Switch 燈掣	-	/	/	1	1
	Single Socket Outlet 單位電插座	-	/	/	1	1
Foyer 1 前廳 1	Twin Socket Outlet 雙位電插座	-	1	1	1	1
	Lighting Point 燈位	-	1	1	1	1
	Lighting Switch 燈掣	-	2	2	2	2
	Home Automation Lighting Switch 智能家居燈掣	-	2	2	2	2
	Door / Window Contact 門/窗磁接觸感測器	-	2	2	2	2
	Exhaust Fan Switch 抽氣扇開關	-	2	2	2	2
	-	Air-conditioner Point 冷氣機接駁點	-	-	1	1
Foyer 2 前廳 2	Twin Socket Outlet 雙位電插座	-	1	1	1	1
	Lighting Point 燈位	-	3	3	3	3
	Lighting Switch 燈掣	-	1	1	1	1
	Home Automation Lighting Switch 智能家居燈掣	-	1	1	1	1
	Security Alarm Keypad 安全警報鍵盤	-	1	1	1	1
	Controller for Shutter 電捲閘控制	-	1	1	1	1
	-	Fused Connection Point for Shutter 接線位連保險絲供電捲閘	1	1	1	1
	-	Air-conditioner Point 冷氣機接駁點	1	1	1	1

Notes:

- “1, 2, ……” denotes the quantity of such provision(s) provided in the residential property.
- The Symbol “-” as shown in the above table denotes “Not Provided”.
- The Symbol “/” as shown in the above table denotes “Not Applicable”.

備註：

- “1, 2, ……”表示提供於該住宅物業內的裝置數量。
- 上表符號「-」表示「不提供」。
- 上表符號「/」表示「不適用」。

23. FITTING, FINISHES AND APPLIANCES 裝置、裝修物料及設備

Schedule of Mechanical and Electrical Provisions for Residential Properties 住宅單位機電裝置說明表

Block 1 and Block 2 第1座及第2座

Location 位置	Exposed Type 外露型	Non-exposed Type 非外露型	G/F and 1/F 地下及1樓		2/F and 3/F 2樓及3樓	
			Unit A A單位	Unit B B單位	Unit A A單位	Unit B B單位 (Applicable to Block 2 only) (只適用於第2座)
Private Lift Lobby 私人升降機大堂	Lighting Point 燈位	-	/	/	5	5
	Single Socket Power Point 單位電插座	-	/	/	1	1
	Door Bell Push Button 門鈴按鈕	-	/	/	1	1
Common Lift Lobby 公共升降機大堂	Door Bell Push Button 門鈴按鈕	-	1	1	-	-
Garden 花園	Lighting Point 燈位	-	4	4	/	/
	-	Water Proof Socket Outlet 防水電插座	1	1	/	/
Roof 天台	Isolator for Outdoor Air-Conditioner 室外空調機開關掣	-	/	/	2	2
	Lighting Point 燈位	-	/	/	8	8
	Water Proof Lighting Switch 防水燈掣	-	/	/	1	1
	-	Water Proof Socket Outlet 防水電插座	/	/	1	1
	-	Reserved Connection Point for Telephone / Internet 預留接駁點供電話/互聯網	/	/	1	1
	-	Water Proof Isolator 防水電掣	/	/	1	1
Internal Staircase 內置樓梯	Lighting Point 燈位	-	4	4	6	6
	Home Automation Lighting Switch 智能家居燈掣	-	3	3	6	6

Notes:

- “1, 2,” denotes the quantity of such provision(s) provided in the residential property.
- The Symbol “-” as shown in the above table denotes “Not Provided”.
- The Symbol “/” as shown in the above table denotes “Not Applicable”.

備註：

- “1, 2,” 表示提供於該住宅物業內的裝置數量。
- 上表符號「-」表示「不提供」。
- 上表符號「/」表示「不適用」。

23. FITTING, FINISHES AND APPLIANCES
裝置、裝修物料及設備

Schedule of Mechanical and Electrical Provisions for Residential Properties
住宅單位機電裝置說明表

Block 1
第1座

Location 位置	Exposed Type 外露型	Non-exposed Type 非外露型	2/F and 3/F 2樓及3樓
			Unit B B單位
Living Room and Dining Room 客廳及飯廳	Single Socket Outlet 單位電插座	-	3
	Twin Socket Outlet 雙位電插座	-	2
	Connection Point for Telephone / Internet 接駁點供電話/互聯網	-	1
	Television / FM Socket Outlet 電視/電台天線插座	-	1
	Video Doorphone 視像對講機	-	1
	Lighting Point 燈位	-	35
	Door / Window Contact 門/窗磁接觸感測器	-	4
	-	Twin Socket Outlet 雙位電插座	1
	-	Connection Point for Telephone / Internet 接駁點供電話/互聯網	1
	-	Television / FM Socket Outlet 電視/電台天線插座	1
	-	Air-conditioner Point 冷氣機接駁點	2

Notes:

1. "1, 2," denotes the quantity of such provision(s) provided in the residential property.
2. The Symbol "-" as shown in the above table denotes "Not Provided".
3. The Symbol "/" as shown in the above table denotes "Not Applicable".

備註:

1. "1, 2," 表示提供於該住宅物業內的裝置數量。
2. 上表符號「-」表示「不提供」。
3. 上表符號「/」表示「不適用」。

23. FITTING, FINISHES AND APPLIANCES
裝置、裝修物料及設備

Schedule of Mechanical and Electrical Provisions for Residential Properties
住宅單位機電裝置說明表

Block 1
第1座

Location 位置	Exposed Type 外露型	Non-exposed Type 非外露型	2/F and 3/F 2樓及3樓
			Unit B B單位
Kitchen 廚房	Twin Socket Outlet 雙位電插座	-	2
	Lighting Point 燈位	-	16
	Lighting Switch 燈掣	-	1
	Door / Window Contact 門/窗磁接觸感測器	-	2
	Electric Water Heater Switch 電熱水爐開關	-	1
	Home Automation Curtain Switch 智能家居窗簾掣	-	1
	-	Air-conditioner Point 冷氣機接駁點	1
	-	Connection Point for Electric Water Heater 接駁點供電熱水爐	1
	-	Single Socket Outlet for Gas Cooker Hob 單位電插座供煤氣煮食爐	2
	-	Double Pole Switch for Induction Hob 雙極開關掣供電磁爐	1
	-	Single Socket Outlet for Cooker Hood 單位電插座供抽油煙機	1
	-	Double Pole Switch for Oven 雙極開關掣供焗爐	1
	-	Double Pole Switch for Steam Oven 雙極開關掣供蒸焗爐	1
	-	Single Socket Outlet for Refrigerator 單位電插座供雪櫃	1

Notes:

- “1, 2, ……” denotes the quantity of such provision(s) provided in the residential property.
- The Symbol “-” as shown in the above table denotes “Not Provided”.
- The Symbol “/” as shown in the above table denotes “Not Applicable”.

備註：

- “1, 2, ……” 表示提供於該住宅物業內的裝置數量。
- 上表符號「-」表示「不提供」。
- 上表符號「/」表示「不適用」。

23. FITTING, FINISHES AND APPLIANCES
裝置、裝修物料及設備

Schedule of Mechanical and Electrical Provisions for Residential Properties
住宅單位機電裝置說明表

Block 1
第1座

Location 位置	Exposed Type 外露型	Non-exposed Type 非外露型	2/F and 3/F 2樓及3樓
			Unit B B單位
Master Bedroom 主人睡房	Single Socket Outlet 單位電插座	-	2
	Twin Socket Outlet 雙位電插座	-	4
	Connection Point for Telephone / Internet 接駁點供電話/互聯網	-	1
	Television / FM Socket Outlet 電視/電台天線插座	-	1
	Lighting Point 燈位	-	18
	Home Automation Lighting Switch 智能家居燈掣	-	4
	Home Automation Curtain Switch 智能家居窗簾掣	-	2
	Electric Water Heater Switch 電熱水爐開關	-	1
	Door/Window Contact 門/窗磁接觸感測器	-	1
	-	Single Socket Outlet 單位電插座	3
	-	Air-conditioner Point 冷氣機接駁點	2
Bedroom 1 睡房1	Twin Socket Outlet 雙位電插座	-	3
	Lighting Point 燈位	-	13
	Lighting Switch 燈掣	-	2
	Home Automation Lighting Switch 智能家居燈掣	-	2
	Door/Window Contact 門/窗磁接觸感測器	-	2
	-	Air-conditioner Point 冷氣機接駁點	1
	Home Automation Curtain Switch 智能家居窗簾掣	-	1
	Electric Water Heater Switch 電熱水爐開關	-	1

Notes:

- “1, 2,” denotes the quantity of such provision(s) provided in the residential property.
- The Symbol “-” as shown in the above table denotes “Not Provided”.
- The Symbol “/” as shown in the above table denotes “Not Applicable”.

備註：

- “1, 2,” 表示提供於該住宅物業內的裝置數量。
- 上表符號「-」表示「不提供」。
- 上表符號「/」表示「不適用」。

23. FITTING, FINISHES AND APPLIANCES 裝置、裝修物料及設備

Schedule of Mechanical and Electrical Provisions for Residential Properties 住宅單位機電裝置說明表

Block 1 第1座

Location 位置	Exposed Type 外露型	Non-exposed Type 非外露型	2/F and 3/F 2樓及3樓
			Unit B B單位
Bedroom 2 睡房2	Twin Socket Outlet 雙位電插座	-	4
	Connection Point for Telephone / Internet 接駁點供電話/互聯網	-	1
	Lighting Point 燈位	-	11
	Home Automation Lighting Switch 智能家居燈掣	-	1
	Door/Window Contact 門/窗磁接觸感測器	-	2
	-	Air-conditioner Point 冷氣機接駁點	1
Bedroom 3 睡房3	Single Socket Outlet 單位電插座	-	2
	Lighting Point 燈位	-	4
	Home Automation Lighting Switch 智能家居燈掣	-	1
	Door/Window Contact 門/窗磁接觸感測器	-	1
	-	Single Socket Outlet for Wine Cellar 單位電插座供酒櫃	1
	-	Air-conditioner Point 冷氣機接駁點	1
Master Bathroom 主人浴室	Lighting Point 燈位	-	13
	Door/Window Contact 門/窗磁接觸感測器	-	1
	-	Floor Heating Controller 地暖控制器	1
	-	Single Socket Outlet 單位電插座	1
	-	Twin Socket Outlet 雙位電插座	2
	-	Connection Point for Electric Water Heater 接駁點供電熱水爐	1
	-	Double Pole Switch for Thermo Ventilator 雙極開關掣供換氣暖風機	1
	-	Fused Connection Unit for Towel Warmer 接線位連保險絲供暖毛巾架	1
	-	Fused Connection Point for Floor Heating 接線位連保險絲供地暖	1

Notes:

- “1, 2, ……” denotes the quantity of such provision(s) provided in the residential property.
- The Symbol “-” as shown in the above table denotes “Not Provided”.
- The Symbol “/” as shown in the above table denotes “Not Applicable”.

備註：

- “1, 2, ……”表示提供於該住宅物業內的裝置數量。
- 上表符號「-」表示「不提供」。
- 上表符號「/」表示「不適用」。

23. FITTING, FINISHES AND APPLIANCES
裝置、裝修物料及設備

Schedule of Mechanical and Electrical Provisions for Residential Properties
住宅單位機電裝置說明表

Block 1
第1座

Location 位置	Exposed Type 外露型	Non-exposed Type 非外露型	2/F and 3/F 2樓及3樓
			Unit B B單位
Bathroom 1 浴室1	Lighting Point 燈位	-	9
	-	Single Socket Outlet 單位電插座	1
	-	Connection Point for Electric Water Heater 接駁點供電熱水爐	1
	-	Double Pole Switch for Thermo Ventilator 雙極開關掣供換氣暖風機	1
Bathroom 2 浴室2	Lighting Point 燈位	-	8
	Door/Window Contact 門/窗磁接觸感測器	-	1
	-	Single Socket Outlet 單位電插座	1
	-	Connection Point for Electric Water Heater 接駁點供電熱水爐	1
	-	Double Pole Switch for Thermo Ventilator 雙極開關掣供換氣暖風機	1
Powder Room 化妝間	Lighting Point 燈位	-	3
	-	Connection Point for Electric Water Heater 接駁點供電熱水爐	1
	-	Fused Connection Unit for Exhaust Fan 保險絲接線位供抽氣扇	1
Lavatory 洗手間	Lighting Point 燈位	-	1
	-	Connection Point for Electric Water Heater 接駁點供電熱水爐	1
	-	Fused Connection Unit for Exhaust Fan 保險絲接線位供抽氣扇	1

Notes:

- “1, 2,” denotes the quantity of such provision(s) provided in the residential property.
- The Symbol “-” as shown in the above table denotes “Not Provided”.
- The Symbol “/” as shown in the above table denotes “Not Applicable”.

備註：

- “1, 2,”表示提供於該住宅物業內的裝置數量。
- 上表符號「-」表示「不提供」。
- 上表符號「/」表示「不適用」。

23. FITTING, FINISHES AND APPLIANCES 裝置、裝修物料及設備

Schedule of Mechanical and Electrical Provisions for Residential Properties 住宅單位機電裝置說明表

Block 1 第1座

Location 位置	Exposed Type 外露型	Non-exposed Type 非外露型	2/F and 3/F 2樓及3樓
			Unit B B單位
Maid Room 工人房	Miniature Circuit Breaker Board 總電掣箱	-	1
	Controller for Security System 保安系統控制器	-	1
	Twin Socket Outlet 雙位電插座	-	2
	Reserved Connection Point for Telephone / Internet 預留接駁點供電話/互聯網	-	1
	Lighting Point 燈位	-	2
	Lighting Switch 燈掣	-	2
	Door / Window Contact 門/窗磁接觸感測器	-	2
	Water Supply Connection Point for Washer 來水接駁位供洗衣機	-	1
	Drainage Point for Washer 去水位供洗衣機	-	1
	-	Air-conditioner Point 冷氣機接駁點	1
	Exhaust Fan and Electrical Water Heater Switch 抽氣扇及電熱水爐開關	-	1
	Door Bell 門鈴	-	1
	-	Twin Socket Outlet 雙位電插座	5
	-	Home Automation Lighting Switch 智能家居燈掣	11
-	Home Automation Curtain Switch 智能家居窗簾掣	2	
Store 1 儲物房1	Lighting Point 燈位	-	2
	Lighting Switch 燈掣	-	1
	Single Socket Outlet 單位電插座	-	1

Notes:

- “1, 2,” denotes the quantity of such provision(s) provided in the residential property.
- The Symbol “-” as shown in the above table denotes “Not Provided”.
- The Symbol “/” as shown in the above table denotes “Not Applicable”.

備註：

- “1, 2,” 表示提供於該住宅物業內的裝置數量。
- 上表符號「-」表示「不提供」。
- 上表符號「/」表示「不適用」。

23. FITTING, FINISHES AND APPLIANCES
裝置、裝修物料及設備

Schedule of Mechanical and Electrical Provisions for Residential Properties
住宅單位機電裝置說明表

Block 1
第1座

Location 位置	Exposed Type 外露型	Non-exposed Type 非外露型	2/F and 3/F 2樓及3樓
			Unit B B單位
Foyer 1 前廳1	Lighting Point 燈位	-	6
	Lighting Switch 燈掣	-	1
	Home Automation Lighting Switch 智能家居燈掣	-	1
	Door/Window Contact 門/窗磁接觸感測器	-	2
	Exhaust Fan Switch 抽氣扇開關	-	1
	Home Automation Curtain Switch 智能家居窗簾掣	-	1
	-	Security Alarm Keypad 安全警報鍵盤	1
Foyer 2 前廳2	Lighting Point 燈位	-	3
	Lighting Switch 燈掣	-	1
	Security Alarm Keypad 安全警報鍵盤	-	1
	Electrical Water Heater Switch 電熱水爐開關	-	1
	-	Air-conditioner Point 冷氣機接駁點	1
Private Lift Lobby 私人升降機大堂	Lighting Point 燈位	-	5
	Door Bell Push Button 門鈴按鈕	-	1
Roof 天台	Isolator for Outdoor Air-Conditioner 室外空調機開關掣	-	2
	Lighting Point 燈位	-	14
	Water Proof Lighting Switch 防水燈掣	-	1
	-	Water Proof Socket Outlet 防水電插座	1
	-	Water Proof Isolator 防水電掣	1
Internal Staircase 內置樓梯	Lighting Point 燈位	-	8
	Home Automation Lighting Switch 智能家居燈掣	-	4
	Lighting Switch 燈掣	-	1

Notes:

- “1, 2,” denotes the quantity of such provision(s) provided in the residential property.
- The Symbol “-” as shown in the above table denotes “Not Provided”.
- The Symbol “/” as shown in the above table denotes “Not Applicable”.

備註：

- “1, 2,”表示提供於該住宅物業內的裝置數量。
- 上表符號「-」表示「不提供」。
- 上表符號「/」表示「不適用」。

23. FITTING, FINISHES AND APPLIANCES
裝置、裝修物料及設備

Schedule of Mechanical and Electrical Provisions for Residential Properties
住宅單位機電裝置說明表

Block 3 and Block 5
第3座及第5座

Location 位置	Exposed Type 外露型	Non-exposed Type 非外露型	G/F 地下		1/F and 2/F 1樓及2樓		3/F 3樓	
			Unit A A單位	Unit B B單位	Unit A A單位	Unit B B單位	Unit A (Applicable to Block 3 only) A單位 (只適用於 第3座)	Unit B (Applicable to Block 5 only) B單位 (只適用於 第5座)
Living Room and Dining Room 客廳及飯廳	Twin Socket Outlet 雙位電插座	-	3	3	4	4	3	3
	Connection Point for Telephone / Internet 接駁點供電話/互聯網	-	1	1	2	2	2	2
	Television / FM Socket Outlet 電視/電台天線插座	-	1	1	2	2	2	2
	Video Doorphone 視像對講機	-	1	1	1	1	1	1
	Security Alarm Keypad 安全警報鍵盤	-	1	1	1	1	1	1
	Lighting Point 燈位	-	4	4	3	3	7	7
	Lighting Switch 燈掣	-	-	-	-	-	1	1
	Home Automation Lighting Switch 智能家居燈掣	-	3	3	-	-	2	2
	Door / Window Contact 門/窗磁接觸感測器	-	1	1	4	4	4	4
	Exhaust Fan Switch 抽氣扇開關	-	-	-	-	-	1	1
	-	Air-conditioner Point 冷氣機接駁點	1	1	2	2	3	3
	-	Fused Connection Unit for Motorized Curtain 保險絲接線位供電動窗簾	1	1	3	3	2	2

Notes:

- “1, 2,” denotes the quantity of such provision(s) provided in the residential property.
- The Symbol “-” as shown in the above table denotes “Not Provided”.
- The Symbol “/” as shown in the above table denotes “Not Applicable”.

備註:

- “1, 2,” 表示提供於該住宅物業內的裝置數量。
- 上表符號「-」表示「不提供」。
- 上表符號「/」表示「不適用」。

23. FITTING, FINISHES AND APPLIANCES
裝置、裝修物料及設備

Schedule of Mechanical and Electrical Provisions for Residential Properties
住宅單位機電裝置說明表

Block 3 and Block 5
第3座及第5座

Location 位置	Exposed Type 外露型	Non-exposed Type 非外露型	G/F 地下		1/F and 2/F 1樓及2樓		3/F 3樓	
			Unit A A單位	Unit B B單位	Unit A A單位	Unit B B單位	Unit A (Applicable to Block 3 only) A單位 (只適用於 第3座)	Unit B (Applicable to Block 5 only) B單位 (只適用於 第5座)
Kitchen 廚房	Twin Socket Outlet 雙位電插座	-	3	3	3	3	3	3
	Lighting Point 燈位	-	8	8	12	12	11	11
	Door / Window Contact 門/窗磁接觸感測器	-	1	1	2	2	2	2
	Door Bell 門鈴	-	1	1	1	1	1	1
	-	Fused Connection Unit for Exhaust Fan 保險絲接線位供抽氣扇	1	1	1	1	1	1
	-	Air-conditioner Point 冷氣機接駁點	1	1	1	1	1	1
	-	Connection Point for Electric Water Heater 接駁點供電熱水爐	1	1	1	1	1	1
	-	Twin Socket Outlet for Gas Cooker Hob 雙位電插座供煤氣煮食爐	1	1	1	1	1	1
	-	Double Pole Switch for Induction Hob 雙極開關掣供電磁爐	1	1	1	1	1	1
	-	Single Socket Outlet for Cooker Hood 單位電插座供抽油煙機	1	1	1	1	1	1
	-	Single Socket Outlet for Refrigerator 單位電插座供雪櫃	1	1	1	1	1	1
	-	Single Socket Outlet for Steam Oven 單位電插座供蒸焗爐	1	1	1	1	1	1
	-	Double Pole Switch for Oven 雙極開關掣供焗爐	1	1	1	1	1	1

Notes:

- “1, 2,” denotes the quantity of such provision(s) provided in the residential property.
- The Symbol “-” as shown in the above table denotes “Not Provided”.
- The Symbol “/” as shown in the above table denotes “Not Applicable”.

備註：

- “1, 2,” 表示提供於該住宅物業內的裝置數量。
- 上表符號「-」表示「不提供」。
- 上表符號「/」表示「不適用」。

23. FITTING, FINISHES AND APPLIANCES 裝置、裝修物料及設備

Schedule of Mechanical and Electrical Provisions for Residential Properties 住宅單位機電裝置說明表

Block 3 and Block 5 第3座及第5座

Location 位置	Exposed Type 外露型	Non-exposed Type 非外露型	G/F 地下		1/F and 2/F 1樓及2樓		3/F 3樓	
			Unit A A單位	Unit B B單位	Unit A A單位	Unit B B單位	Unit A (Applicable to Block 3 only) A單位 (只適用於 第3座)	Unit B (Applicable to Block 5 only) B單位 (只適用於 第5座)
Master Bedroom 主人睡房	Twin Socket Outlet 雙位電插座	-	2	2	2	2	2	2
	Connection Point for Telephone / Internet 接駁點供電話/互聯網	-	1	1	1	1	1	1
	Television / FM Socket Outlet 電視/電台天線插座	-	1	1	1	1	1	1
	Lighting Point 燈位	-	2	2	2	2	2	2
	Lighting Switch 燈掣	-	1	1	1	1	1	1
	Home Automation Lighting Switch 智能家居燈掣	-	1	1	1	1	1	1
	Door / Window Contact 門/窗磁接觸感測器	-	2	2	1	1	2	2
	-	Air-conditioner Point 冷氣機接駁點	1	1	1	1	1	1
	-	Fused Connection Unit for Motorized Curtain 保險絲接線位供電動窗簾	1	1	1	1	1	1
Bedroom 1 睡房 1	Twin Socket Outlet 雙位電插座	-	1	1	1	1	1	1
	Connection Point for Telephone / Internet 接駁點供電話/互聯網	-	1	1	1	1	1	1
	Television / FM Socket Outlet 電視/電台天線插座	-	1	1	1	1	1	1
	Lighting Point 燈位	-	2	2	2	2	2	2
	Lighting Switch 燈掣	-	-	-	1	1	-	-
	Home Automation Lighting Switch 智能家居燈掣	-	1	1	1	1	2	2
	Door / Window Contact 門/窗磁接觸感測器	-	2	2	2	2	2	2
	Air-conditioner Point 冷氣機接駁點	-	-	-	1	1	1	1
	-	Air-conditioner Point 冷氣機接駁點	1	1	-	-	-	-
	-	Fused Connection Unit for Motorized Curtain 保險絲接線位供電動窗簾	1	1	1	1	1	1

Notes:

- "1, 2," denotes the quantity of such provision(s) provided in the residential property.
- The Symbol "-" as shown in the above table denotes "Not Provided".
- The Symbol "/" as shown in the above table denotes "Not Applicable".

備註：

- "1, 2," 表示提供於該住宅物業內的裝置數量。
- 上表符號「-」表示「不提供」。
- 上表符號「/」表示「不適用」。

23. FITTING, FINISHES AND APPLIANCES
裝置、裝修物料及設備

Schedule of Mechanical and Electrical Provisions for Residential Properties

住宅單位機電裝置說明表

Block 3 and Block 5

第3座及第5座

Location 位置	Exposed Type 外露型	Non-exposed Type 非外露型	G/F 地下		1/F and 2/F 1樓及2樓		3/F 3樓	
			Unit A A單位	Unit B B單位	Unit A A單位	Unit B B單位	Unit A (Applicable to Block 3 only) A單位 (只適用於 第3座)	Unit B (Applicable to Block 5 only) B單位 (只適用於 第5座)
Bedroom 2 睡房2	Twin Socket Outlet 雙位電插座	-	/	/	1	1	1	1
	Connection Point for Telephone / Internet 接駁點供電話/互聯網	-	/	/	1	1	1	1
	Television / FM Socket Outlet 電視/電台天線插座	-	/	/	1	1	1	1
	Lighting Point 燈位	-	/	/	1	1	2	2
	Lighting Switch 燈掣	-	/	/	-	-	1	1
	Home Automation Lighting Switch 智能家居燈掣	-	/	/	1	1	1	1
	Door / Window Contact 門/窗磁接觸感測器	-	/	/	2	2	2	2
	Air-conditioner Point 冷氣機接駁點	-	/	/	1	1	1	1
	-	Fused Connection Unit for Motorized Curtain 保險絲接線位供電動窗簾	/	/	1	1	1	1
Bedroom 3 睡房3	Twin Socket Outlet 雙位電插座	-	/	/	1	1	1	1
	Connection Point for Telephone / Internet 接駁點供電話/互聯網	-	/	/	1	1	1	1
	Television / FM Socket Outlet 電視/電台天線插座	-	/	/	1	1	1	1
	Lighting Point 燈位	-	/	/	1	1	2	2
	Lighting Switch 燈掣	-	/	/	-	-	1	1
	Home Automation Lighting Switch 智能家居燈掣	-	/	/	1	1	1	1
	Door / Window Contact 門/窗磁接觸感測器	-	/	/	1	1	2	2
	Air-conditioner Point 冷氣機接駁點	-	/	/	1	1	1	1
	-	Fused Connection Unit for Motorized Curtain 保險絲接線位供電動窗簾	/	/	1	1	1	1

Notes:

- “1, 2,” denotes the quantity of such provision(s) provided in the residential property.
- The Symbol “-” as shown in the above table denotes “Not Provided”.
- The Symbol “/” as shown in the above table denotes “Not Applicable”.

備註:

- “1, 2,” 表示提供於該住宅物業內的裝置數量。
- 上表符號「-」表示「不提供」。
- 上表符號「/」表示「不適用」。

23. FITTING, FINISHES AND APPLIANCES
裝置、裝修物料及設備

Schedule of Mechanical and Electrical Provisions for Residential Properties
住宅單位機電裝置說明表

Block 3 and Block 5
第3座及第5座

Location 位置	Exposed Type 外露型	Non-exposed Type 非外露型	G/F 地下		1/F and 2/F 1樓及2樓		3/F 3樓	
			Unit A A單位	Unit B B單位	Unit A A單位	Unit B B單位	Unit A (Applicable to Block 3 only) A單位 (只適用於 第3座)	Unit B (Applicable to Block 5 only) B單位 (只適用於 第5座)
Master Bathroom 主人浴室	Lighting Point 燈位	-	6	6	11	11	10	10
	Door / Window Contact 門/窗磁接觸感測器	-	-	-	1	1	-	-
	-	Floor Heating Controller 地暖控制器	1	1	1	1	1	1
	-	Single Socket Outlet 單位電插座	1	1	1	1	1	1
	-	Connection Point for Electric Water Heater 接駁點供電熱水爐	1	1	1	1	1	1
	-	Double Pole Switch for Thermo Ventilator 雙極開關掣供換氣暖風機	1	1	1	1	1	1
	-	Fused Connection Unit for Exhaust Fan 接線位連保險絲供抽氣扇	1	1	1	1	1	1
	-	Fused Connection Unit for Towel Warmer 接線位連保險絲供暖毛巾架	1	1	1	1	1	1
	-	Fused Connection Point for Floor Heating 接線位連保險絲供地暖	1	1	1	1	1	1
Bathroom 1 浴室1	Lighting Point 燈位	-	7	7	6	6	6	6
	Door / Window Contact 門/窗磁接觸感測器	-	-	-	-	-	2	2
	-	Single Socket Outlet 單位電插座	1	1	1	1	1	1
	-	Connection Point for Electric Water Heater 接駁點供電熱水爐	1	1	1	1	1	1
	-	Double Pole Switch for Thermo Ventilator 雙極開關掣供換氣暖風機	1	1	1	1	1	1
	-	Fused Connection Unit for Exhaust Fan 接線位連保險絲供抽氣扇	1	1	1	1	-	-

Notes:

- “1, 2,” denotes the quantity of such provision(s) provided in the residential property.
- The Symbol “-” as shown in the above table denotes “Not Provided”.
- The Symbol “/” as shown in the above table denotes “Not Applicable”.

備註：

- “1, 2,” 表示提供於該住宅物業內的裝置數量。
- 上表符號「-」表示「不提供」。
- 上表符號「/」表示「不適用」。

23. FITTING, FINISHES AND APPLIANCES
裝置、裝修物料及設備

Schedule of Mechanical and Electrical Provisions for Residential Properties

住宅單位機電裝置說明表

Block 3 and Block 5

第3座及第5座

Location 位置	Exposed Type 外露型	Non-exposed Type 非外露型	G/F 地下		1/F and 2/F 1樓及2樓		3/F 3樓	
			Unit A A單位	Unit B B單位	Unit A A單位	Unit B B單位	Unit A (Applicable to Block 3 only) A單位 (只適用於 第3座)	Unit B (Applicable to Block 5 only) B單位 (只適用於 第5座)
Bathroom 2 浴室2	Lighting Point 燈位	-	/	/	5	5	6	6
	Door / Window Contact 門/窗磁接觸感測器	-	/	/	1	1	-	-
	-	Single Socket Outlet 單位電插座	/	/	1	1	1	1
	-	Connection Point for Electric Water Heater 接駁點供電熱水爐	/	/	1	1	1	1
	-	Double Pole Switch for Thermo Ventilator 雙極開關掣供換氣暖風機	/	/	1	1	1	1
	-	Fused Connection Unit for Exhaust Fan 接線位連保險絲供抽氣扇	/	/	-	-	1	1
Bathroom 3 浴室3	Lighting Point 燈位	-	/	/	/	/	6	6
	-	Single Socket Outlet 單位電插座	/	/	/	/	1	1
	-	Double Pole Switch for Thermo Ventilator 雙極開關掣供換氣暖風機	/	/	/	/	1	1
	-	Fused Connection Unit for Exhaust Fan 接線位連保險絲供抽氣扇	/	/	/	/	1	1
Powder Room 化妝間	Lighting Point 燈位	-	/	/	2	2	/	/
	-	Connection Point for Electric Water Heater 接駁點供電熱水爐	/	/	1	1	/	/
	-	Single Socket Outlet 單位電插座	/	/	1	1	/	/
	-	Fused Connection Unit for Exhaust Fan 保險絲接線位供抽氣扇	/	/	1	1	/	/
Lavatory 洗手間	Lighting Point 燈位	-	/	/	1	1	1	1
	Door / Window Contact 門/窗磁接觸感測器	-	/	/	1	1	-	-
	-	Connection Point for Electric Water Heater 接駁點供電熱水爐	/	/	1	1	1	1
	-	Fused Connection Unit for Exhaust Fan 保險絲接線位供抽氣扇	/	/	1	1	1	1

Notes:

- "1, 2," denotes the quantity of such provision(s) provided in the residential property.
- The Symbol "-" as shown in the above table denotes "Not Provided".
- The Symbol "/" as shown in the above table denotes "Not Applicable".

備註:

- "1, 2," 表示提供於該住宅物業內的裝置數量。
- 上表符號「-」表示「不提供」。
- 上表符號「/」表示「不適用」。

23. FITTING, FINISHES AND APPLIANCES
裝置、裝修物料及設備

Schedule of Mechanical and Electrical Provisions for Residential Properties
住宅單位機電裝置說明表

Block 3 and Block 5
第3座及第5座

Location 位置	Exposed Type 外露型	Non-exposed Type 非外露型	G/F 地下		1/F and 2/F 1樓及2樓		3/F 3樓	
			Unit A A單位	Unit B B單位	Unit A A單位	Unit B B單位	Unit A (Applicable to Block 3 only) A單位 (只適用於 第3座)	Unit B (Applicable to Block 5 only) B單位 (只適用於 第5座)
Maid Room 工人房	Miniature Circuit Breaker Board 總電掣箱	-	/	/	1	1	/	/
	Controller for Security System 保安系統控制器	-	/	/	1	1	/	/
	Single Socket Outlet 單位電插座	-	/	/	2	2	/	/
	Twin Socket Outlet 雙位電插座	-	/	/	2	2	/	/
	Reserved Connection Point for Telephone / Internet 預留接駁點供電話/互聯網	-	/	/	1	1	/	/
	Lighting Point 燈位	-	/	/	2	2	/	/
	Lighting Switch 燈掣	-	/	/	2	2	/	/
	Door / Window Contact 門/窗磁接觸感測器	-	/	/	2	2	/	/
	Water Supply Connection Point for Washer 來水接駁點供洗衣機	-	/	/	1	1	/	/
	Drainage Point for Washer 去水位供洗衣機	-	/	/	1	1	/	/
	Exhaust Fan Switch 抽氣扇開關	-	/	/	1	1	/	/
	Air-conditioner Point 冷氣機接駁點	-	/	/	1	1	/	/

Notes:

1. "1, 2," denotes the quantity of such provision(s) provided in the residential property.
2. The Symbol "-" as shown in the above table denotes "Not Provided".
3. The Symbol "/" as shown in the above table denotes "Not Applicable".

備註:

1. "1, 2," 表示提供於該住宅物業內的裝置數量。
2. 上表符號「-」表示「不提供」。
3. 上表符號「/」表示「不適用」。

23. FITTING, FINISHES AND APPLIANCES
裝置、裝修物料及設備

Schedule of Mechanical and Electrical Provisions for Residential Properties
住宅單位機電裝置說明表

Block 3 and Block 5
第3座及第5座

Location 位置	Exposed Type 外露型	Non-exposed Type 非外露型	G/F 地下		1/F and 2/F 1樓及2樓		3/F 3樓	
			Unit A A單位	Unit B B單位	Unit A A單位	Unit B B單位	Unit A (Applicable to Block 3 only) A單位 (只適用於 第3座)	Unit B (Applicable to Block 5 only) B單位 (只適用於 第5座)
Store 儲物房	Miniature Circuit Breaker Board 總電掣箱	-	1	1	-	-	1	1
	Controller for Security System 保安系統控制器	-	1	1	-	-	1	1
	Single Socket Outlet 單位電插座	-	2	2	1	1	2	2
	Twin Socket Outlet 雙位電插座	-	2	2	-	-	2	2
	Reserved Connection Point for Telephone / Internet 預留接駁點供電話/互聯網	-	1	1	-	-	1	1
	Lighting Point 燈位	-	1	1	1	1	2	2
	Lighting Switch 燈掣	-	1	1	1	1	1	1
	Water Supply Connection Point for Washer 來水接駁位供洗衣機	-	1	1	-	-	1	1
	Drainage Point for Washer 去水位供洗衣機	-	1	1	-	-	1	1
	Exhaust Fan Switch 抽氣扇開關	-	-	-	-	-	1	1
	Air-conditioner Point 冷氣機接駁點	-	1	1	-	-	1	1
Foyer 1 前廳 1	Twin Socket Outlet 雙位電插座	-	1	1	-	-	/	/
	Lighting Point 燈位	-	2	2	1	1	/	/
	Lighting Switch 燈掣	-	3	3	2	2	/	/
	Home Automation Lighting Switch 智能家居燈掣	-	-	-	2	2	/	/
	Door / Window Contact 門/窗磁接觸感測器	-	1	1	1	1	/	/
	Exhaust Fan Switch 抽氣扇開關	-	1	1	2	2	/	/
	-	Air-conditioner Point 冷氣機接駁點	1	1	1	1	/	/

Notes:

- “1, 2, ……” denotes the quantity of such provision(s) provided in the residential property.
- The Symbol “-” as shown in the above table denotes “Not Provided”.
- The Symbol “/” as shown in the above table denotes “Not Applicable”.

備註:

- “1, 2, ……”表示提供於該住宅物業內的裝置數量。
- 上表符號“-”表示「不提供」。
- 上表符號“/”表示「不適用」。

23. FITTING, FINISHES AND APPLIANCES
裝置、裝修物料及設備

Schedule of Mechanical and Electrical Provisions for Residential Properties
住宅單位機電裝置說明表

Block 3 and Block 5
第3座及第5座

Location 位置	Exposed Type 外露型	Non-exposed Type 非外露型	G/F 地下		1/F and 2/F 1樓及2樓		3/F 3樓	
			Unit A A單位	Unit B B單位	Unit A A單位	Unit B B單位	Unit A (Applicable to Block 3 only) A單位 (只適用於 第3座)	Unit B (Applicable to Block 5 only) B單位 (只適用於 第5座)
Foyer 2 前廳2	Twin Socket Outlet 雙位電插座	-	/	/	1	1	/	/
	Lighting Point 燈位	-	/	/	4	4	/	/
	Lighting Switch 燈掣	-	/	/	1	1	/	/
	Home Automation Lighting Switch 智能家居燈掣	-	/	/	1	1	/	/
	Security Alarm Keypad 安全警報鍵盤	-	/	/	1	1	/	/
	Controller for Shutter 電捲閘控制	-	/	/	1	1	/	/
	-	Fused Connection Point for Shutter 接線位連保險絲供電捲閘	/	/	1	1	/	/
	-	Air-conditioner Point 冷氣機接駁點	/	/	1	1	/	/
Corridor 1 走廊1	Lighting Point 燈位	-	/	/	/	/	1	1
	Lighting Switch 燈掣	-	/	/	/	/	1	1
	Home Automation Lighting Switch 智能家居燈掣	-	/	/	/	/	1	1
	-	Air-conditioner Point 冷氣機接駁點	/	/	/	/	1	1
Private Lift Lobby 私人升降機大堂	Lighting Point 燈位	-	/	/	5	5	5	5
	Door Bell Push Button 門鈴按鈕	-	/	/	1	1	1	1
	Single Socket Outlet 單位電插座	-	/	/	1	1	1	1
Lift Lobby 升降機大堂	Door Bell Push Button 門鈴按鈕	-	1	1	/	/	/	/
Garden 花園	Lighting Point 燈位	-	4	4	/	/	/	/
	-	Water Proof Socket Outlet 防水電插座	1	1	/	/	/	/

Notes:

- “1, 2,” denotes the quantity of such provision(s) provided in the residential property.
- The Symbol “-” as shown in the above table denotes “Not Provided”.
- The Symbol “/” as shown in the above table denotes “Not Applicable”.

備註:

- “1, 2,” 表示提供於該住宅物業內的裝置數量。
- 上表符號「-」表示「不提供」。
- 上表符號「/」表示「不適用」。

23. FITTING, FINISHES AND APPLIANCES
裝置、裝修物料及設備

Schedule of Mechanical and Electrical Provisions for Residential Properties
住宅單位機電裝置說明表

Block 3 and Block 5
第3座及第5座

Location 位置	Exposed Type 外露型	Non-exposed Type 非外露型	G/F 地下		1/F and 2/F 1樓及2樓		3/F 3樓	
			Unit A A單位	Unit B B單位	Unit A A單位	Unit B B單位	Unit A (Applicable to Block 3 only) A單位 (只適用於 第3座)	Unit B (Applicable to Block 5 only) B單位 (只適用於 第5座)
Roof 天台	Isolator for Outdoor Air-Conditioner 室外空調機開關掣	-	/	/	/	/	2	2
	Lighting Point 燈位	-	/	/	/	/	11	11
	Water Proof Lighting Switch 防水燈掣	-	/	/	/	/	1	1
	-	Water Proof Socket Outlet 防水電插座	/	/	/	/	1	1
	-	Reserved Connection Point for Telephone / Internet 預留接駁點供電話/互聯網	/	/	/	/	1	1
	-	Water Proof Isolator 防水電掣	/	/	/	/	1	1
Internal Staircase 內置樓梯	Lighting Point 燈位	-	/	/	4	4	-	-
	Home Automation Lighting Switch 智能家居燈掣	-	/	/	3	3	-	-

Notes:

1. "1, 2," denotes the quantity of such provision(s) provided in the residential property.
2. The Symbol "-" as shown in the above table denotes "Not Provided".
3. The Symbol "/" as shown in the above table denotes "Not Applicable".

備註:

1. "1, 2," 表示提供於該住宅物業內的裝置數量。
2. 上表符號「-」表示「不提供」。
3. 上表符號「/」表示「不適用」。

23. FITTING, FINISHES AND APPLIANCES
裝置、裝修物料及設備

Schedule of Mechanical and Electrical Provisions for Residential Properties

住宅單位機電裝置說明表

Block 6, Block 7 and Block 8

第6座、第7座及第8座

Location 位置	Exposed Type 外露型	Non-exposed Type 非外露型	G/F 地下		1/F and 2/F 1樓及2樓		3/F 3樓	
			Unit A A 單位	Unit B B 單位	Unit A A 單位	Unit B B 單位	Unit A A 單位	Unit B B 單位
Living Room and Dining Room 客廳及飯廳	Twin Socket Outlet 雙位電插座	-	4	4	4	4	3	3
	Connection Point for Telephone / Internet 接駁點供電話/互聯網	-	2	2	2	2	2	2
	Television / FM Socket Outlet 電視/電台天線插座	-	2	2	2	2	2	2
	Video Doorphone 視像對講機	-	1	1	1	1	1	1
	Security Alarm Keypad 安全警報鍵盤	-	1	1	1	1	1	1
	Lighting Point 燈位	-	3	3	5	5	3	3
	Home Automation Lighting Switch 智能家居燈掣	-	-	-	1	1	-	-
	Door / Window Contact 門/窗磁接觸感測器	-	2	2	5	5	5	5
	-	Air-conditioner Point 冷氣機接駁點	1	1	1	1	1	1
	-	Fused Connection Unit for Motorized Curtain 保險絲接線位供電動窗簾	2	2	3	3	2	2

Notes:

1. "1, 2," denotes the quantity of such provision(s) provided in the residential property.
2. The Symbol "-" as shown in the above table denotes "Not Provided".
3. The Symbol "/" as shown in the above table denotes "Not Applicable".

備註:

1. "1, 2," 表示提供於該住宅物業內的裝置數量。
2. 上表符號「-」表示「不提供」。
3. 上表符號「/」表示「不適用」。

23. FITTING, FINISHES AND APPLIANCES
裝置、裝修物料及設備

Schedule of Mechanical and Electrical Provisions for Residential Properties

住宅單位機電裝置說明表

Block 6, Block 7 and Block 8

第6座、第7座及第8座

Location 位置	Exposed Type 外露型	Non-exposed Type 非外露型	G/F 地下		1/F and 2/F 1樓及2樓		3/F 3樓	
			Unit A A 單位	Unit B B 單位	Unit A A 單位	Unit B B 單位	Unit A A 單位	Unit B B 單位
Kitchen 廚房	Twin Socket Outlet 雙位電插座	-	2	2	2	2	2	2
	Lighting Point 燈位	-	9	9	7	7	7	7
	Door / Window Contact 門/窗磁接觸感測器	-	2	2	3	3	3	3
	Door Bell 門鈴	-	1	1	1	1	1	1
	-	Fused Connection Unit for Exhaust Fan 保險絲接線位供抽氣扇	1	1	1	1	1	1
	-	Air-conditioner Point 冷氣機接駁點	1	1	1	1	1	1
	-	Connection Point for Electric Water Heater 接駁點供電熱水爐	1	1	1	1	1	1
	-	Twin Socket Outlet for Gas Cooker Hob 雙位電插座供煤氣煮食爐	1	1	1	1	1	1
	-	Double Pole Switch for Induction Hob 雙極開關掣供電磁爐	1	1	1	1	1	1
	-	Single Socket Outlet for Cooker Hood 單位電插座供抽油煙機	1	1	1	1	1	1
	-	Single Socket Outlet for Refrigerator 單位電插座供雪櫃	1	1	1	1	1	1
	-	Single Socket Outlet for Steam Oven 單位電插座供蒸焗爐	1	1	1	1	1	1
	-	Double Pole Switch for Oven 雙極開關掣供焗爐	1	1	1	1	1	1

Notes:

1. "1, 2," denotes the quantity of such provision(s) provided in the residential property.
2. The Symbol "-" as shown in the above table denotes "Not Provided".
3. The Symbol "/" as shown in the above table denotes "Not Applicable".

備註：

1. "1, 2," 表示提供於該住宅物業內的裝置數量。
2. 上表符號「-」表示「不提供」。
3. 上表符號「/」表示「不適用」。

23. FITTING, FINISHES AND APPLIANCES
裝置、裝修物料及設備

Schedule of Mechanical and Electrical Provisions for Residential Properties

住宅單位機電裝置說明表

Block 6, Block 7 and Block 8

第6座、第7座及第8座

Location 位置	Exposed Type 外露型	Non-exposed Type 非外露型	G/F 地下		1/F and 2/F 1樓及2樓		3/F 3樓	
			Unit A A 單位	Unit B B 單位	Unit A A 單位	Unit B B 單位	Unit A A 單位	Unit B B 單位
Master Bedroom 主人睡房	Twin Socket Outlet 雙位電插座	-	2	2	2	2	2	2
	Connection Point for Telephone / Internet 接駁點供電話/互聯網	-	1	1	1	1	1	1
	Television / FM Socket Outlet 電視/電台天線插座	-	1	1	1	1	1	1
	Lighting Point 燈位	-	2	2	2	2	2	2
	Lighting Switch 燈掣	-	1	1	1	1	1	1
	Home Automation Lighting Switch 智能家居燈掣	-	1	1	1	1	1	1
	Door / Window Contact 門/窗磁接觸感測器	-	2	2	3	3	2	2
	-	Air-conditioner Point 冷氣機接駁點	1	1	2	2	1	1
	-	Fused Connection Unit for Motorized Curtain 保險絲接線位供電動窗簾	1	1	1	1	1	1
Walk-In Closet 1 衣帽間 1	Lighting Point 燈位	-	/	/	1	1	/	/
	Air-conditioner Point 冷氣機接駁點	-	/	/	-	1	/	/
Bedroom 1 睡房 1	Twin Socket Outlet 雙位電插座	-	1	1	1	1	1	1
	Connection Point for Telephone / Internet 接駁點供電話/互聯網	-	1	1	1	1	1	1
	Television / FM Socket Outlet 電視/電台天線插座	-	1	1	1	1	1	1
	Lighting Point 燈位	-	2	2	1	1	1	1
	Home Automation Lighting Switch 智能家居燈掣	-	1	1	1	1	1	1
	Door / Window Contact 門/窗磁接觸感測器	-	2	2	2	2	2	2
	Air-conditioner Point 冷氣機接駁點	-	1	1	1	1	1	1
	-	Fused Connection Unit for Motorized Curtain 保險絲接線位供電動窗簾	1	1	1	1	1	1

Notes:

- “1, 2,” denotes the quantity of such provision(s) provided in the residential property.
- The Symbol “-” as shown in the above table denotes “Not Provided”.
- The Symbol “/” as shown in the above table denotes “Not Applicable”.

備註：

- “1, 2,” 表示提供於該住宅物業內的裝置數量。
- 上表符號「-」表示「不提供」。
- 上表符號「/」表示「不適用」。

23. FITTING, FINISHES AND APPLIANCES
裝置、裝修物料及設備

Schedule of Mechanical and Electrical Provisions for Residential Properties

住宅單位機電裝置說明表

Block 6, Block 7 and Block 8

第6座、第7座及第8座

Location 位置	Exposed Type 外露型	Non-exposed Type 非外露型	G/F 地下		1/F and 2/F 1樓及2樓		3/F 3樓	
			Unit A A 單位	Unit B B 單位	Unit A A 單位	Unit B B 單位	Unit A A 單位	Unit B B 單位
Bedroom 2 睡房 2	Twin Socket Outlet 雙位電插座	-	1	1	1	1	1	1
	Connection Point for Telephone / Internet 接駁點供電話/互聯網	-	1	1	1	1	1	1
	Television / FM Socket Outlet 電視/電台天線插座	-	1	1	1	1	1	1
	Lighting Point 燈位	-	2	2	1	1	1	1
	Lighting Switch 燈掣	-	-	-	1	1	-	-
	Home Automation Lighting Switch 智能家居燈掣	-	1	1	1	1	1	1
	Door / Window Contact 門/窗磁接觸感測器	-	2	2	2	2	2	2
	-	Air-conditioner Point 冷氣機接駁點	1	1	1	1	1	1
	-	Fused Connection Unit for Motorized Curtain 保險絲接線位供電動窗簾	1	1	1	1	1	1
Bedroom 3 睡房 3	Twin Socket Outlet 雙位電插座	-	/	/	1	1	/	/
	Connection Point for Telephone / Internet 接駁點供電話/互聯網	-	/	/	1	1	/	/
	Television / FM Socket Outlet 電視/電台天線插座	-	/	/	1	1	/	/
	Lighting Point 燈位	-	/	/	4	6	/	/
	Lighting Switch 燈掣	-	/	/	1	1	/	/
	Home Automation Lighting Switch 智能家居燈掣	-	/	/	1	2	/	/
	Door / Window Contact 門/窗磁接觸感測器	-	/	/	2	4	/	/
	Air-conditioner Point 冷氣機接駁點	-	/	/	1	1	/	/

Notes:

- “1, 2,” denotes the quantity of such provision(s) provided in the residential property.
- The Symbol “-” as shown in the above table denotes “Not Provided”.
- The Symbol “/” as shown in the above table denotes “Not Applicable”.

備註：

- “1, 2,” 表示提供於該住宅物業內的裝置數量。
- 上表符號「-」表示「不提供」。
- 上表符號「/」表示「不適用」。

23. FITTING, FINISHES AND APPLIANCES 裝置、裝修物料及設備

Schedule of Mechanical and Electrical Provisions for Residential Properties

住宅單位機電裝置說明表

Block 6, Block 7 and Block 8

第6座、第7座及第8座

Location 位置	Exposed Type 外露型	Non-exposed Type 非外露型	G/F 地下		1/F and 2/F 1樓及2樓		3/F 3樓	
			Unit A A 單位	Unit B B 單位	Unit A A 單位	Unit B B 單位	Unit A A 單位	Unit B B 單位
Bedroom 4 睡房 4	Twin Socket Outlet 雙位電插座	-	/	/	1	1	/	/
	Connection Point for Telephone / Internet 接駁點供電話/互聯網	-	/	/	1	1	/	/
	Television / FM Socket Outlet 電視/電台天線插座	-	/	/	1	1	/	/
	Lighting Point 燈位	-	/	/	1	1	/	/
	Home Automation Lighting Switch 智能家居燈掣	-	/	/	1	1	/	/
	Air-conditioner Point 冷氣機接駁點	-	/	/	1	1	/	/
Master Bathroom 主人浴室	Lighting Point 燈位	-	7	7	12	12	6	6
	-	Floor Heating Controller 地暖控制器	1	1	1	1	1	1
	-	Single Socket Outlet 單位電插座	1	1	2	2	1	1
	-	Connection Point for Electric Water Heater 接駁點供電熱水爐	1	1	1	1	1	1
	-	Double Pole Switch for Thermo Ventilator 雙極開關掣供換氣暖風機	1	1	1	1	1	1
	-	Fused Connection Unit for Exhaust Fan 接線位連保險絲供抽氣扇	1	1	1	1	1	1
	-	Fused Connection Unit for Towel Warmer 接線位連保險絲供暖毛巾架	1	1	1	1	1	1
	-	Fused Connection Point for Floor Heating 接線位連保險絲供地暖	1	1	1	1	1	1

Notes:

- “1, 2, ……” denotes the quantity of such provision(s) provided in the residential property.
- The Symbol “-” as shown in the above table denotes “Not Provided”.
- The Symbol “/” as shown in the above table denotes “Not Applicable”.

備註:

- “1, 2, ……” 表示提供於該住宅物業內的裝置數量。
- 上表符號「-」表示「不提供」。
- 上表符號「/」表示「不適用」。

23. FITTING, FINISHES AND APPLIANCES
裝置、裝修物料及設備

Schedule of Mechanical and Electrical Provisions for Residential Properties

住宅單位機電裝置說明表

Block 6, Block 7 and Block 8

第6座、第7座及第8座

Location 位置	Exposed Type 外露型	Non-exposed Type 非外露型	G/F 地下		1/F and 2/F 1樓及2樓		3/F 3樓	
			Unit A A 單位	Unit B B 單位	Unit A A 單位	Unit B B 單位	Unit A A 單位	Unit B B 單位
Bathroom 1 浴室 1	Lighting Point 燈位	-	6	6	5	5	5	5
	Door / Window Contact 門 / 窗磁接觸感測器	-	-	-	2	2	-	-
	-	Single Socket Outlet 單位電插座	1	1	1	1	1	1
	-	Connection Point for Electric Water Heater 接駁點供電熱水爐	1	1	1	1	1	1
	-	Double Pole Switch for Thermo Ventilator 雙極開關掣供換氣暖風機	1	1	1	1	1	1
	-	Fused Connection Unit for Exhaust Fan 接線位連保險絲供抽氣扇	1	1	-	-	1	1
Bathroom 2 浴室 2	Lighting Point 燈位	-	/	/	5	5	/	/
	Door / Window Contact 門 / 窗磁接觸感測器	-	/	/	2	2	/	/
	-	Single Socket Outlet 單位電插座	/	/	1	1	/	/
	-	Connection Point for Electric Water Heater 接駁點供電熱水爐	/	/	1	1	/	/
	-	Double Pole Switch for Thermo Ventilator 雙極開關掣供換氣暖風機	/	/	1	1	/	/
Bathroom 3 浴室 3	Lighting Point 燈位	-	/	/	5	5	/	/
	-	Single Socket Outlet 單位電插座	/	/	1	1	/	/
	-	Connection Point for Electric Water Heater 接駁點供電熱水爐	/	/	1	1	/	/
	-	Double Pole Switch for Thermo Ventilator 雙極開關掣供換氣暖風機	/	/	1	1	/	/
Lavatory 洗手間	Lighting Point 燈位	-	1	1	1	1	-	-
	Door / Window Contact 門 / 窗磁接觸感測器	-	1	1	1	1	1	1
	-	Connection Point for Electric Water Heater 接駁點供電熱水爐	-	-	1	1	1	1
	-	Fused Connection Unit for Exhaust Fan 保險絲接線位供抽氣扇	1	1	1	1	1	1

Notes:

- “1, 2, ……” denotes the quantity of such provision(s) provided in the residential property.
- The Symbol “-” as shown in the above table denotes “Not Provided”.
- The Symbol “/” as shown in the above table denotes “Not Applicable”.

備註：

- “1, 2, ……” 表示提供於該住宅物業內的裝置數量。
- 上表符號「-」表示「不提供」。
- 上表符號「/」表示「不適用」。

23. FITTING, FINISHES AND APPLIANCES
裝置、裝修物料及設備

Schedule of Mechanical and Electrical Provisions for Residential Properties

住宅單位機電裝置說明表

Block 6, Block 7 and Block 8

第6座、第7座及第8座

Location 位置	Exposed Type 外露型	Non-exposed Type 非外露型	G/F 地下		1/F and 2/F 1樓及2樓		3/F 3樓	
			Unit A A 單位	Unit B B 單位	Unit A A 單位	Unit B B 單位	Unit A A 單位	Unit B B 單位
Store 1 儲物房 1	Miniature Circuit Breaker Board 總電掣箱	-	1	1	1	1	1	1
	Controller for Security System 保安系統控制器	-	1	1	1	1	1	1
	Single Socket Outlet 單位電插座	-	1	1	1	1	1	1
	Twin Socket Outlet 雙位電插座	-	3	3	3	3	3	3
	Reserved Connection Point for Telephone / Internet 預留接駁點供電話/互聯網	-	1	1	1	1	1	1
	Lighting Point 燈位	-	1	1	1	1	1	1
	Lighting Switch 燈掣	-	1	1	1	1	1	1
	Door / Window Contact 門/窗磁接觸感測器	-	1	1	1	1	1	1
	Water Supply Connection Point for Washer 來水接駁點供洗衣機	-	1	1	1	1	1	1
	Drainage Point for Washer 去水位供洗衣機	-	1	1	1	1	1	1
	Exhaust Fan Switch 抽氣扇開關	-	1	1	1	1	1	1
	Air-conditioner Point 冷氣機接駁點	-	1	1	1	1	1	1
	-	Connection Point for Electric Water Heater 接駁點供電熱水爐	1	1	-	-	1	1
Store 2 儲物房 2	Lighting Point 燈位	-	/	/	/	/	1	1
	Lighting Switch 燈掣	-	/	/	/	/	1	1
Foyer 1 前廳 1	Twin Socket Outlet 雙位電插座	-	1	1	-	-	1	1
	Lighting Point 燈位	-	1	1	1	1	1	1
	Lighting Switch 燈掣	-	1	1	1	1	1	1
	Home Automation Lighting Switch 智能家居燈掣	-	4	4	3	3	2	2
	Door / Window Contact 門/窗磁接觸感測器	-	2	2	2	2	-	-
	Exhaust Fan Switch 抽氣扇開關	-	1	1	1	1	1	1
-	Air-conditioner Point 冷氣機接駁點	-	-	1	1	1	1	

Notes:

- “1, 2,” denotes the quantity of such provision(s) provided in the residential property.
- The Symbol “-” as shown in the above table denotes “Not Provided”.
- The Symbol “/” as shown in the above table denotes “Not Applicable”.

備註：

- “1, 2,” 表示提供於該住宅物業內的裝置數量。
- 上表符號「-」表示「不提供」。
- 上表符號「/」表示「不適用」。

23. FITTING, FINISHES AND APPLIANCES 裝置、裝修物料及設備

Schedule of Mechanical and Electrical Provisions for Residential Properties

住宅單位機電裝置說明表

Block 6, Block 7 and Block 8

第6座、第7座及第8座

Location 位置	Exposed Type 外露型	Non-exposed Type 非外露型	G/F 地下		1/F and 2/F 1樓及2樓		3/F 3樓	
			Unit A A單位	Unit B B單位	Unit A A單位	Unit B B單位	Unit A A單位	Unit B B單位
Foyer 2 前廳2	Lighting Point 燈位	-	/	/	3	3	/	/
	Home Automation Lighting Switch 智能家居燈掣	-	/	/	1	1	/	/
	Controller for Shutter 電捲閘控制	-	/	/	1	1	/	/
	-	Fused Connection Point for Shutter 接線位連保險絲供電捲閘	/	/	1	1	/	/
	-	Air-conditioner Point 冷氣機接駁點	/	/	1	1	/	/
Corridor 1 走廊1	Lighting Point 燈位	-	1	1	1	1	1	1
	Lighting Switch 燈掣	-	1	1	1	1	1	1
	Home Automation Lighting Switch 智能家居燈掣	-	1	1	1	1	1	1
Corridor 2 走廊2	Lighting Point 燈位	-	/	/	2	2	3	3
Private Lift Lobby 私人升降機大堂	Lighting Point 燈位	-	/	/	6	6	6	6
	Single Socket Outlet 單位電插座	-	/	/	-	-	1	1
	Door Bell Push Button 門鈴按鈕	-	/	/	1	1	1	1
Lift Lobby 升降機大堂	Door Bell Push Button 門鈴按鈕	-	1	1	/	/	/	/
Garden 花園 (Block 6 and 7 Only) (只適用於 第6及7座)	Lighting Point 燈位	-	2	2	/	/	/	/
	-	Water Proof Socket Outlet 防水電插座	1	1	/	/	/	/
Garden 花園 (Block 8 Only) (只適用於 第8座)	Lighting Point 燈位	-	4	4	/	/	/	/
	-	Water Proof Socket Outlet 防水電插座	1	1	/	/	/	/

Notes:

- “1, 2,” denotes the quantity of such provision(s) provided in the residential property.
- The Symbol “-” as shown in the above table denotes “Not Provided”.
- The Symbol “/” as shown in the above table denotes “Not Applicable”.

備註：

- “1, 2,” 表示提供於該住宅物業內的裝置數量。
- 上表符號「-」表示「不提供」。
- 上表符號「/」表示「不適用」。

23. FITTING, FINISHES AND APPLIANCES 裝置、裝修物料及設備

Schedule of Mechanical and Electrical Provisions for Residential Properties

住宅單位機電裝置說明表

Block 6, Block 7 and Block 8

第6座、第7座及第8座

Location 位置	Exposed Type 外露型	Non-exposed Type 非外露型	G/F 地下		1/F and 2/F 1樓及2樓		3/F 3樓	
			Unit A A 單位	Unit B B 單位	Unit A A 單位	Unit B B 單位	Unit A A 單位	Unit B B 單位
Roof 天台	Lighting Point 燈位	-	/	/	/	/	10	11
	Water Proof Lighting Switch 防水燈掣	-	/	/	/	/	1	1
	-	Water Proof Socket Outlet 防水電插座	/	/	/	/	1	1
	-	Reserved Connection Point for Telephone / Internet 預留接駁點供電話/互聯網	/	/	/	/	1	1
	-	Water Proof Isolator 防水電掣	/	/	/	/	1	1
Internal Staircase 內置樓梯	Lighting Point 燈位	-	/	/	4	3	2	2
	Home Automation Lighting Switch 智能家居燈掣	-	/	/	2	2	3	3
	Security Alarm Keypad 安全警報鍵盤	-	/	/	1	1	-	-
	Door/Window Contact 門/窗磁接觸感測器	-	/	/	-	-	1	1

Notes:

- “1, 2,” denotes the quantity of such provision(s) provided in the residential property.
- The Symbol “-” as shown in the above table denotes “Not Provided”.
- The Symbol “/” as shown in the above table denotes “Not Applicable”.

備註：

- “1, 2,” 表示提供於該住宅物業內的裝置數量。
- 上表符號「-」表示「不提供」。
- 上表符號「/」表示「不適用」。

23. FITTING, FINISHES AND APPLIANCES
裝置、裝修物料及設備

Schedule of Mechanical and Electrical Provisions for Residential Properties
住宅單位機電裝置說明表

Block 9, Block 10 and Block 11
第9座、第10座及第11座

Location 位置	Exposed Type 外露型	Non-exposed Type 非外露型	G/F and 1/F 地下及1樓		2/F and 3/F 2樓及3樓	
			Unit A A 單位	Unit B B 單位	Unit C (Applicable to Block 9 and Block 10 only) C 單位 (只適用於 第9座及 第10座)	Unit D D 單位
Living Room and Dining Room 客廳及飯廳	Twin Socket Outlet 雙位電插座	-	2	2	3	3
	Connection Point for Telephone / Internet 接駁點供電話/互聯網	-	2	2	2	2
	Television / FM Socket Outlet 電視/電台天線插座	-	2	2	2	2
	Video Doorphone 視像對講機	-	-	-	1	1
	Security Alarm Keypad 安全警報鍵盤	-	-	-	1	1
	Lighting Point 燈位	-	3	3	3	3
	Home Automation Lighting Switch 智能家居燈掣	-	1	1	2	2
	Door / Window Contact 門/窗磁接觸感測器	-	3	3	8	8
	-	Air-conditioner Point 冷氣機接駁點	3	3	3	3
	-	Fused Connection Unit for Motorized Curtain 保險絲接線位供電動窗簾	3	3	3	3

Notes:

- “1, 2,” denotes the quantity of such provision(s) provided in the residential property.
- The Symbol “-” as shown in the above table denotes “Not Provided”.
- The Symbol “/” as shown in the above table denotes “Not Applicable”.

備註：

- “1, 2,” 表示提供於該住宅物業內的裝置數量。
- 上表符號「-」表示「不提供」。
- 上表符號「/」表示「不適用」。

23. FITTING, FINISHES AND APPLIANCES
裝置、裝修物料及設備

Schedule of Mechanical and Electrical Provisions for Residential Properties

住宅單位機電裝置說明表

Block 9, Block 10 and Block 11

第9座、第10座及第11座

Location 位置	Exposed Type 外露型	Non-exposed Type 非外露型	G/F and 1/F 地下及1樓		2/F and 3/F 2樓及3樓	
			Unit A A單位	Unit B B單位	Unit C (Applicable to Block 9 and Block 10 only) C單位 (只適用於 第9座及 第10座)	Unit D D單位
Kitchen 廚房	Twin Socket Outlet 雙位電插座	-	4	4	4	4
	Lighting Point 燈位	-	15	15	11	11
	Door / Window Contact 門/窗磁接觸感測器	-	2	2	4	4
	Door Bell 門鈴	-	1	1	1	1
	-	Water Supply Connection Point for Dishwasher 洗碗碟機來水接駁位	1	1	1	1
	-	Drainage Point for Dishwasher 洗碗碟機去水位	1	1	1	1
	-	Fused Connection Unit for Exhaust Fan 保險絲接線位供抽氣扇	1	1	1	1
	-	Air-conditioner Point 冷氣機接駁點	1	1	1	1
	-	Connection Point for Electric Water Heater 接駁點供電熱水爐	1	1	1	1
	-	Twin Socket Outlet for Gas Cooker Hob 雙位電插座供煤氣煮食爐	1	1	1	1
	-	Double Pole Switch for Induction Hob 雙極開關掣供電磁爐	1	1	1	1
	-	Single Socket Outlet for Cooker Hood 單位電插座供抽油煙機	1	1	1	1
	-	Single Socket Outlet for Refrigerator 單位電插座供雪櫃	1	1	1	1
	-	Single Socket Outlet for Steam Oven 單位電插座供蒸焗爐	1	1	1	1
	-	Single Socket Outlet for Warming Drawer 單位電插座供保溫櫃	1	1	1	1
	-	Double Pole Switch for Oven 雙極開關掣供焗爐	1	1	1	1
	-	Single Socket Outlet for Dishwasher 單位電插座供洗碗碟機	1	1	1	1

Notes:

- “1, 2, ……” denotes the quantity of such provision(s) provided in the residential property.
- The Symbol “-” as shown in the above table denotes “Not Provided”.
- The Symbol “/” as shown in the above table denotes “Not Applicable”.

備註：

- “1, 2, ……”表示提供於該住宅物業內的裝置數量。
- 上表符號「-」表示「不提供」。
- 上表符號「/」表示「不適用」。

23. FITTING, FINISHES AND APPLIANCES
裝置、裝修物料及設備

Schedule of Mechanical and Electrical Provisions for Residential Properties
住宅單位機電裝置說明表

Block 9, Block 10 and Block 11
第9座、第10座及第11座

Location 位置	Exposed Type 外露型	Non-exposed Type 非外露型	G/F and 1/F 地下及1樓		2/F and 3/F 2樓及3樓	
			Unit A A單位	Unit B B單位	Unit C (Applicable to Block 9 and Block 10 only) C單位 (只適用於 第9座及 第10座)	Unit D D單位
Master Bedroom 主人睡房	Twin Socket Outlet 雙位電插座	-	2	2	2	2
	Connection Point for Telephone / Internet 接駁點供電話/互聯網	-	1	1	1	1
	Television / FM Socket Outlet 電視/電台天線插座	-	1	1	1	1
	Lighting Point 燈位	-	4	4	4	4
	Lighting Switch 燈掣	-	1	1	1	1
	Home Automation Lighting Switch 智能家居燈掣	-	1	1	1	1
	Door / Window Contact 門/窗磁接觸感測器	-	1	1	1	1
	-	Air-conditioner Point 冷氣機接駁點	2	2	2	2
	-	Fused Connection Unit for Motorized Curtain 保險絲接線位供電動窗簾	1	1	1	1
Bedroom 1 睡房1	Twin Socket Outlet 雙位電插座	-	1	1	1	1
	Connection Point for Telephone / Internet 接駁點供電話/互聯網	-	1	1	1	1
	Television / FM Socket Outlet 電視/電台天線插座	-	1	1	1	1
	Lighting Point 燈位	-	2	2	2	2
	Lighting Switch 燈掣	-	1	1	1	1
	Home Automation Lighting Switch 智能家居燈掣	-	1	1	1	1
	Door / Window Contact 門/窗磁接觸感測器	-	2	2	2	2
	Air-conditioner Point 冷氣機接駁點	-	1	1	1	1
	-	Fused Connection Unit for Motorized Curtain 保險絲接線位供電動窗簾	1	1	1	1

Notes:

- “1, 2,” denotes the quantity of such provision(s) provided in the residential property.
- The Symbol “-” as shown in the above table denotes “Not Provided”.
- The Symbol “/” as shown in the above table denotes “Not Applicable”.

備註:

- “1, 2,” 表示提供於該住宅物業內的裝置數量。
- 上表符號「-」表示「不提供」。
- 上表符號「/」表示「不適用」。

23. FITTING, FINISHES AND APPLIANCES
裝置、裝修物料及設備

Schedule of Mechanical and Electrical Provisions for Residential Properties
住宅單位機電裝置說明表

Block 9, Block 10 and Block 11
第9座、第10座及第11座

Location 位置	Exposed Type 外露型	Non-exposed Type 非外露型	G/F and 1/F 地下及1樓		2/F and 3/F 2樓及3樓	
			Unit A A單位	Unit B B單位	Unit C (Applicable to Block 9 and Block 10 only) C單位 (只適用於 第9座及 第10座)	Unit D D單位
Bedroom 2 睡房2	Twin Socket Outlet 雙位電插座	-	1	1	1	1
	Connection Point for Telephone / Internet 接駁點供電話/互聯網	-	1	1	1	1
	Television / FM Socket Outlet 電視/電台天線插座	-	1	1	1	1
	Lighting Point 燈位	-	2	2	2	2
	Lighting Switch 燈掣	-	1	1	1	1
	Home Automation Lighting Switch 智能家居燈掣	-	1	1	1	1
	Door / Window Contact 門/窗磁接觸感測器	-	2	2	2	2
	Air-conditioner Point 冷氣機接駁點	-	1	1	1	1
	-	Fused Connection Unit for Motorized Curtain 保險絲接線位供電動窗簾	1	1	1	1
	Hose Reel 消防喉輦	-	1	1	1	1
	Break Glass Unit 火警鐘玻璃	-	1	1	1	1
	Alarm Bell 消防警鐘	-	1	1	1	1

Notes:

- “1, 2,” denotes the quantity of such provision(s) provided in the residential property.
- The Symbol “-” as shown in the above table denotes “Not Provided”.
- The Symbol “/” as shown in the above table denotes “Not Applicable”.

備註:

- “1, 2,” 表示提供於該住宅物業內的裝置數量。
- 上表符號「-」表示「不提供」。
- 上表符號「/」表示「不適用」。

23. FITTING, FINISHES AND APPLIANCES
裝置、裝修物料及設備

Schedule of Mechanical and Electrical Provisions for Residential Properties
住宅單位機電裝置說明表

Block 9, Block 10 and Block 11
第9座、第10座及第11座

Location 位置	Exposed Type 外露型	Non-exposed Type 非外露型	G/F and 1/F 地下及1樓		2/F and 3/F 2樓及3樓	
			Unit A A單位	Unit B B單位	Unit C (Applicable to Block 9 and Block 10 only) C單位 (只適用於 第9座及 第10座)	Unit D D單位
Bedroom 3 睡房3	Twin Socket Outlet 雙位電插座	-	1	1	1	1
	Connection Point for Telephone / Internet 接駁點供電話/互聯網	-	1	1	1	1
	Television / FM Socket Outlet 電視/電台天線插座	-	1	1	1	1
	Lighting Point 燈位	-	2	2	2	2
	Lighting Switch 燈掣	-	1	1	1	1
	Home Automation Lighting Switch 智能家居燈掣	-	1	1	1	1
	Door / Window Contact 門/窗磁接觸感測器	-	3	3	3	3
	Air-conditioner Point 冷氣機接駁點	-	1	1	1	1
	-	Fused Connection Unit for Motorized Curtain 保險絲接線位供電動窗簾	1	1	1	1
Master Bathroom 主人浴室	Lighting Point 燈位	-	9	9	10	10
	Door / Window Contact 門/窗磁接觸感測器	-	2	2	2	2
	-	Floor Heating Controller 地暖控制器	1	1	1	1
	-	Single Socket Outlet 單位電插座	2	2	2	2
	-	Connection Point for Electric Water Heater 接駁點供電熱水爐	1	1	1	1
	-	Double Pole Switch for Thermo Ventilator 雙極開關掣供換氣暖風機	1	1	1	1
	-	Fused Connection Unit for Exhaust Fan 接線位連保險絲供抽氣扇	1	1	1	1
	-	Fused Connection Unit for Towel Warmer 接線位連保險絲供暖毛巾架	1	1	1	1
	-	Fused Connection Point for Floor Heating 接線位連保險絲供地暖	1	1	1	1

Notes:

- “1, 2, ……” denotes the quantity of such provision(s) provided in the residential property.
- The Symbol “-” as shown in the above table denotes “Not Provided”.
- The Symbol “/” as shown in the above table denotes “Not Applicable”.

備註：

- “1, 2, ……”表示提供於該住宅物業內的裝置數量。
- 上表符號「-」表示「不提供」。
- 上表符號「/」表示「不適用」。

23. FITTING, FINISHES AND APPLIANCES
裝置、裝修物料及設備

Schedule of Mechanical and Electrical Provisions for Residential Properties

住宅單位機電裝置說明表

Block 9, Block 10 and Block 11

第9座、第10座及第11座

Location 位置	Exposed Type 外露型	Non-exposed Type 非外露型	G/F and 1/F 地下及1樓		2/F and 3/F 2樓及3樓	
			Unit A A單位	Unit B B單位	Unit C (Applicable to Block 9 and Block 10 only) C單位 (只適用於 第9座及 第10座)	Unit D D單位
Bathroom 1 浴室1	Lighting Point 燈位	-	5	5	5	5
	Door / Window Contact 門/窗磁接觸感測器	-	1	1	1	1
	-	Single Socket Outlet 單位電插座	1	1	1	1
	-	Connection Point for Electric Water Heater 接駁點供電熱水爐	1	1	1	1
	-	Double Pole Switch for Thermo Ventilator 雙極開關掣供換氣暖風機	1	1	1	1
Bathroom 2 浴室2	Lighting Point 燈位	-	5	5	5	5
	-	Single Socket Outlet 單位電插座	1	1	1	1
	-	Connection Point for Electric Water Heater 接駁點供電熱水爐	1	1	1	1
	-	Double Pole Switch for Thermo Ventilator 雙極開關掣供換氣暖風機	1	1	1	1
	-	Fused Connection Unit for Exhaust Fan 接線位連保險絲供抽氣扇	1	1	1	1
Bathroom 3 浴室3	Lighting Point 燈位	-	5	5	5	5
	-	Single Socket Outlet 單位電插座	1	1	1	1
	-	Connection Point for Electric Water Heater 接駁點供電熱水爐	1	1	1	1
	-	Double Pole Switch for Thermo Ventilator 雙極開關掣供換氣暖風機	1	1	1	1
	-	Fused Connection Unit for Exhaust Fan 接線位連保險絲供抽氣扇	1	1	1	1
Powder Room 化妝間	Lighting Point 燈位	-	2	2	2	2
	-	Connection Point for Electric Water Heater 接駁點供電熱水爐	1	1	1	1
	-	Fused Connection Unit for Exhaust Fan 保險絲接線位供抽氣扇	1	1	1	1

Notes:

- "1, 2," denotes the quantity of such provision(s) provided in the residential property.
- The Symbol "-" as shown in the above table denotes "Not Provided".
- The Symbol "/" as shown in the above table denotes "Not Applicable".

備註:

- "1, 2," 表示提供於該住宅物業內的裝置數量。
- 上表符號「-」表示「不提供」。
- 上表符號「/」表示「不適用」。

23. FITTING, FINISHES AND APPLIANCES
裝置、裝修物料及設備

Schedule of Mechanical and Electrical Provisions for Residential Properties
住宅單位機電裝置說明表

Block 9, Block 10 and Block 11
第9座、第10座及第11座

Location 位置	Exposed Type 外露型	Non-exposed Type 非外露型	G/F and 1/F 地下及1樓		2/F and 3/F 2樓及3樓	
			Unit A A 單位	Unit B B 單位	Unit C (Applicable to Block 9 and Block 10 only) C 單位 (只適用於 第9座及 第10座)	Unit D D 單位
Lavatory 洗手間	Lighting Point 燈位	-	1	1	1	1
	-	Connection Point for Electric Water Heater 接駁點供電熱水爐	1	1	1	1
	-	Fused Connection Unit for Exhaust Fan 保險絲接線位供抽氣扇	1	1	1	1
Store 1 儲物房 1	Twin Socket Outlet 雙位電插座	-	1	1	3	3
	Single Socket Outlet 單位電插座	-	-	-	1	1
	Miniature Circuit Breaker Board 總電掣箱	-	-	-	1	1
	Controller for Security System 保安系統控制器	-	-	-	1	1
	Reserved Connection Point for Telephone / Internet 預留接駁點供電話/互聯網	-	-	-	1	1
	Lighting Point 燈位	-	1	1	1	1
	Lighting Switch 燈掣	-	2	2	1	1
	Water Supply Connection Point for Washer 來水接駁點供洗衣機	-	1	1	1	1
	Drainage Point for Washer 去水位供洗衣機	-	1	1	1	1
	Exhaust Fan Switch 抽氣扇開關	-	1	1	-	-
	Air-conditioner Point 冷氣機接駁點	-	1	1	-	-
	Hose Reel 消防喉轆	-	1	1	1	1
	Break Glass Unit 火警鐘玻璃	-	1	1	1	1
Alarm Bell 消防警鐘	-	1	1	1	1	

Notes:

- “1, 2,” denotes the quantity of such provision(s) provided in the residential property.
- The Symbol “-” as shown in the above table denotes “Not Provided”.
- The Symbol “/” as shown in the above table denotes “Not Applicable”.

備註:

- “1, 2,” 表示提供於該住宅物業內的裝置數量。
- 上表符號「-」表示「不提供」。
- 上表符號「/」表示「不適用」。

23. FITTING, FINISHES AND APPLIANCES
裝置、裝修物料及設備

Schedule of Mechanical and Electrical Provisions for Residential Properties
住宅單位機電裝置說明表

Block 9, Block 10 and Block 11
第9座、第10座及第11座

Location 位置	Exposed Type 外露型	Non-exposed Type 非外露型	G/F and 1/F 地下及1樓		2/F and 3/F 2樓及3樓	
			Unit A A 單位	Unit B B 單位	Unit C (Applicable to Block 9 and Block 10 only) C 單位 (只適用於 第9座及 第10座)	Unit D D 單位
Store 2 儲物房 2	Miniature Circuit Breaker Board 總電掣箱	-	1	1	/	/
	Controller for Security System 保安系統控制器	-	1	1	/	/
	Single Socket Outlet 單位電插座	-	1	1	/	/
	Twin Socket Outlet 雙位電插座	-	2	2	/	/
	Lighting Point 燈位	-	1	1	/	/
	Lighting Switch 燈掣	-	1	1	/	/
	Reserved Connection Point for Telephone / Internet 預留接駁點供電話/互聯網	-	1	1	/	/
Foyer 1 前廳 1	Twin Socket Outlet 雙位電插座	-	2	2	1	1
	Security Alarm Keypad 安全警報鍵盤	-	1	1	-	-
	Lighting Point 燈位	-	2	2	3	3
	Lighting Switch 燈掣	-	2	2	2	2
	Home Automation Lighting Switch 智能家居燈掣	-	4	4	1	1
	Door / Window Contact 門/窗磁接觸感測器	-	2	2	-	-
	Video Doorphone 視像對講機	-	1	1	-	-
	Exhaust Fan Switch 抽氣扇開關	-	2	2	2	2
	-	Air-conditioner Point 冷氣機接駁點	1	1	1	1

Notes:

- “1, 2,” denotes the quantity of such provision(s) provided in the residential property.
- The Symbol “-” as shown in the above table denotes “Not Provided”.
- The Symbol “/” as shown in the above table denotes “Not Applicable”.

備註:

- “1, 2,” 表示提供於該住宅物業內的裝置數量。
- 上表符號「-」表示「不提供」。
- 上表符號「/」表示「不適用」。

23. FITTING, FINISHES AND APPLIANCES
裝置、裝修物料及設備

Schedule of Mechanical and Electrical Provisions for Residential Properties

住宅單位機電裝置說明表

Block 9, Block 10 and Block 11

第9座、第10座及第11座

Location 位置	Exposed Type 外露型	Non-exposed Type 非外露型	G/F and 1/F 地下及1樓		2/F and 3/F 2樓及3樓	
			Unit A A單位	Unit B B單位	Unit C (Applicable to Block 9 and Block 10 only) C單位 (只適用於 第9座及 第10座)	Unit D D單位
Foyer 2 前廳2	Lighting Point 燈位	-	3	3	3	3
	Home Automation Lighting Switch 智能家居燈掣	-	1	1	1	1
	Security Alarm Keypad 安全警報鍵盤	-	1	1	1	1
	-	Fused Connection Point for Shutter 接線位連保險絲供電捲閘	1	1	1	1
	Controller for Shutter 電捲閘控制	-	1	1	1	1
	Air-conditioner Point 冷氣機接駁點	-	1	1	1	1
	Door / Window Contact 門/窗磁接觸感測器	-	1	1	1	1
Corridor 1 走廊1	Lighting Point 燈位	-	/	/	2	2
	Lighting Switch 燈掣	-	/	/	1	1
	Home Automation Lighting Switch 智能家居燈掣	-	/	/	1	1
	Door / Window Contact 門/窗磁接觸感測器	-	/	/	1	1
	Twin Socket Outlet 雙位電插座	-	/	/	1	1
	Air-conditioner Point 冷氣機接駁點	-	/	/	1	1
	Exhaust Fan Switch 抽氣扇開關	-	/	/	1	1
	Hose Reel 消防喉轆	-	/	/	1	1
	Break Glass Unit 火警鐘玻璃	-	/	/	1	1
	Alarm Bell 消防警鐘	-	/	/	1	1

Notes:

- “1, 2,” denotes the quantity of such provision(s) provided in the residential property.
- The Symbol “-” as shown in the above table denotes “Not Provided”.
- The Symbol “/” as shown in the above table denotes “Not Applicable”.

備註:

- “1, 2,” 表示提供於該住宅物業內的裝置數量。
- 上表符號「-」表示「不提供」。
- 上表符號「/」表示「不適用」。

23. FITTING, FINISHES AND APPLIANCES
裝置、裝修物料及設備

Schedule of Mechanical and Electrical Provisions for Residential Properties
住宅單位機電裝置說明表

Block 9, Block 10 and Block 11
第9座、第10座及第11座

Location 位置	Exposed Type 外露型	Non-exposed Type 非外露型	G/F and 1/F 地下及1樓		2/F and 3/F 2樓及3樓	
			Unit A A單位	Unit B B單位	Unit C (Applicable to Block 9 and Block 10 only) C單位 (只適用於 第9座及 第10座)	Unit D D單位
Private Lift Lobby (G/F) 私人升降機大堂 (地下)	Door Bell Push Button 門鈴按鈕	-	1	1	-	-
	Lighting Point 燈位	-	4	4	3	3
	Lighting Switch 燈掣	-	-	-	1	1
	Single Socket Outlet 單位電插座	-	-	-	1	1
	-	Air-conditioner Point 冷氣機接駁點	-	-	1	1
Private Lift Lobby (2/F) 私人升降機大堂 (2樓)	Lighting Point 燈位	-	/	/	3	3
	Door / Window Contact 門/窗磁接觸感測器	-	/	/	2	2
	Door Bell Push Button 門鈴按鈕	-	/	/	1	1
Garden (facing Main Entrance) 花園 (面向大門)	Water Proof Socket Outlet 防水電插座	-	1	1	/	/
	Visitor Panel 訪客對講機	-	1	1	/	/
	Gate Release Button 開門開門按鈕	-	1	1	/	/
	Lighting Point 燈位	-	6	6	/	/
	-	Fused Connection Point for Signage and Gate Electrical Lock 接線位連保險絲供門牌燈及開門電鎖	2	2	/	/
Garden (facing Living Room and Dining Room) 花園 (面向客廳及 飯廳)	Lighting Point 燈位	-	6	6	/	/
	-	Reserved Connection Point for Telephone / Internet 預留接駁點供電話/互聯網	1	1	/	/
	-	Water Proof Socket Outlet 防水電插座	1	1	/	/

Notes:

- “1, 2,” denotes the quantity of such provision(s) provided in the residential property.
- The Symbol “-” as shown in the above table denotes “Not Provided”.
- The Symbol “/” as shown in the above table denotes “Not Applicable”.

備註:

- “1, 2,” 表示提供於該住宅物業內的裝置數量。
- 上表符號“-”表示「不提供」。
- 上表符號“/”表示「不適用」。

23. FITTING, FINISHES AND APPLIANCES
裝置、裝修物料及設備

Schedule of Mechanical and Electrical Provisions for Residential Properties

住宅單位機電裝置說明表

Block 9, Block 10 and Block 11

第9座、第10座及第11座

Location 位置	Exposed Type 外露型	Non-exposed Type 非外露型	G/F and 1/F 地下及1樓		2/F and 3/F 2樓及3樓	
			Unit A A 單位	Unit B B 單位	Unit C (Applicable to Block 9 and Block 10 only) C 單位 (只適用於 第9座及 第10座)	Unit D D 單位
Roof 天台	Isolator for Outdoor Air-Conditioner 室外空調機開關掣	-	/	/	2	2
	Lighting Point 燈位	-	/	/	15	15
	Water Proof Lighting Switch 防水燈掣	-	/	/	1	1
	Water Proof Socket Outlet 防水電插座	-	/	/	1	1
	Water Proof Isolator 防水電掣	-	/	/	1	1
Yard 庭院	Water Proof Socket Outlet 防水電插座	-	/	/	1	1
	Gate Release Button 閘門開門按鈕	-	/	/	1	1
	Visitor Panel 訪客對講機	-	/	/	1	1
	Lighting Point 燈位	-	/	/	4	4
	-	Fused Connection Point for Signage and Gate Electrical Lock 接線位連保險絲供門牌燈及閘門電鎖	/	/	2	2
Internal Staircase 內置樓梯	Lighting Point 燈位	-	4	4	6	6
	Home Automation Lighting Switch 智能家居燈掣	-	2	2	5	5
	Door / Window Contact 門/窗磁接觸感測器	-	-	-	1	1

Notes:

- “1, 2,” denotes the quantity of such provision(s) provided in the residential property.
- The Symbol “-” as shown in the above table denotes “Not Provided”.
- The Symbol “/” as shown in the above table denotes “Not Applicable”.

備註：

- “1, 2,” 表示提供於該住宅物業內的裝置數量。
- 上表符號「-」表示「不提供」。
- 上表符號「/」表示「不適用」。

23. FITTING, FINISHES AND APPLIANCES
裝置、裝修物料及設備

Schedule of Mechanical and Electrical Provisions for Residential Properties
住宅單位機電裝置說明表

Block 11

第11座

Location 位置	Exposed Type 外露型	Non-exposed Type 非外露型	2/F and 3/F 2樓及3樓
			Unit C C單位
Living Room and Dining Room 客廳及飯廳	Twin Socket Outlet 雙位電插座	-	4
	Connection Point for Telephone / Internet 接駁點供電話/互聯網	-	2
	Television / FM Socket Outlet 電視/電台天線插座	-	1
	Video Doorphone 視像對講機	-	1
	Lighting Point 燈位	-	28
	Door/Window Contact 門/窗磁接觸感測器	-	8
	Home Automation Curtain Switch 智能家居窗簾掣	-	2
	-	Air-conditioner Point 冷氣機接駁點	3
	-	Twin Socket Outlet 雙位電插座	1
Kitchen 廚房	Twin Socket Outlet 雙位電插座	-	2
	Lighting Point 燈位	-	10
	Home Automation Lighting Switch 智能家居燈掣	-	2
	Door/Window Contact 門/窗磁接觸感測器	-	4
	-	Air-conditioner Point 冷氣機接駁點	1
	-	Connection Point for Electric Water Heater 接駁點供電熱水爐	1
	-	Single Socket Outlet for Gas Cooker Hob 單位電插座供煤氣煮食爐	2
	-	Double Pole Switch for Induction Hob 雙極開關掣供電磁爐	1
-	Single Socket Outlet for Cooker Hood 單位電插座供抽油煙機	1	

Notes:

- “1, 2,” denotes the quantity of such provision(s) provided in the residential property.
- The Symbol “-” as shown in the above table denotes “Not Provided”.
- The Symbol “/” as shown in the above table denotes “Not Applicable”.

備註：

- “1, 2,” 表示提供於該住宅物業內的裝置數量。
- 上表符號「-」表示「不提供」。
- 上表符號「/」表示「不適用」。

23. FITTING, FINISHES AND APPLIANCES
裝置、裝修物料及設備

Schedule of Mechanical and Electrical Provisions for Residential Properties
住宅單位機電裝置說明表

Block 11
第11座

Location 位置	Exposed Type 外露型	Non-exposed Type 非外露型	2/F and 3/F 2樓及3樓
			Unit C C單位
Kitchen 廚房	-	Double Pole Switch for Oven 雙極開關掣供焗爐	1
	-	Single Socket Outlet for Steam Oven 單位電插座供蒸焗爐	1
	-	Single Socket Outlet for Dishwasher 單位電插座供洗碗碟機	1
	-	Single Socket Outlet for Warming Drawer 單位電插座供保溫櫃	1
	-	Single Socket Outlet for Refrigerator 單位電插座供雪櫃	1
	-	Water Supply Connection Point for Dishwasher 洗碗碟機來水接駁位	1
	-	Drainage Point for Dishwasher 洗碗碟機去水位	1
Master Bedroom 主人睡房	Twin Socket Outlet 雙位電插座	-	5
	Connection Point for Telephone / Internet 接駁點供電話/互聯網	-	2
	Television / FM Socket Outlet 電視/電台天線插座	-	1
	Lighting Point 燈位	-	13
	Home Automation Lighting Switch 智能家居燈掣	-	3
	Door/Window Contact 門/窗磁接觸感測器	-	1
	Thermo Ventilator Switch 換氣暖風機開關	-	1
	Home Automation Curtain Switch 智能家居窗簾掣	-	1
	-	Air-conditioner Point 冷氣機接駁點	2
	-	Single Socket Outlet for Cosmetic Refrigerator 單位電插座供化妝品雪櫃	1

Notes:

- “1, 2,” denotes the quantity of such provision(s) provided in the residential property.
- The Symbol “-” as shown in the above table denotes “Not Provided”.
- The Symbol “/” as shown in the above table denotes “Not Applicable”.

備註：

- “1, 2,” 表示提供於該住宅物業內的裝置數量。
- 上表符號「-」表示「不提供」。
- 上表符號「/」表示「不適用」。

23. FITTING, FINISHES AND APPLIANCES
裝置、裝修物料及設備

Schedule of Mechanical and Electrical Provisions for Residential Properties
住宅單位機電裝置說明表

Block 11
第11座

Location 位置	Exposed Type 外露型	Non-exposed Type 非外露型	2/F and 3/F 2樓及3樓
			Unit C C單位
Bedroom 1 睡房1	Twin Socket Outlet 雙位電插座	-	3
	Connection Point for Telephone / Internet 接駁點供電話/互聯網	-	2
	Television / FM Socket Outlet 電視/電台天線插座	-	1
	Lighting Point 燈位	-	8
	Home Automation Lighting Switch 智能家居燈掣	-	3
	Door/Window Contact 門/窗磁接觸感測器	-	2
	-	Air-conditioner Point 冷氣機接駁點	1
	Home Automation Curtain Switch 智能家居窗簾掣	-	1
	Thermo Ventilator Switch 換氣暖風機開關	-	1
Bedroom 2 睡房2	Twin Socket Outlet 雙位電插座	-	3
	Connection Point for Telephone / Internet 接駁點供電話/互聯網	-	2
	Television / FM Socket Outlet 電視/電台天線插座	-	1
	Lighting Point 燈位	-	9
	Home Automation Lighting Switch 智能家居燈掣	-	3
	Door/Window Contact 門/窗磁接觸感測器	-	2
	-	Air-conditioner Point 冷氣機接駁點	1
	Home Automation Curtain Switch 智能家居窗簾掣	-	1
	Thermo Ventilator Switch 換氣暖風機開關	-	1
	-	Hose Reel 消防喉轆	1
	-	Alarm Bell 消防警鐘	1

Notes:

- “1, 2, ……” denotes the quantity of such provision(s) provided in the residential property.
- The Symbol “-” as shown in the above table denotes “Not Provided”.
- The Symbol “/” as shown in the above table denotes “Not Applicable”.

備註:

- “1, 2, ……”表示提供於該住宅物業內的裝置數量。
- 上表符號「-」表示「不提供」。
- 上表符號「/」表示「不適用」。

23. FITTING, FINISHES AND APPLIANCES
裝置、裝修物料及設備

Schedule of Mechanical and Electrical Provisions for Residential Properties
住宅單位機電裝置說明表

Block 11
第11座

Location 位置	Exposed Type 外露型	Non-exposed Type 非外露型	2/F and 3/F 2樓及3樓
			Unit C C單位
Bedroom 3 睡房3	Twin Socket Outlet 雙位電插座	-	3
	Connection Point for Telephone / Internet 接駁點供電話/互聯網	-	2
	Television / FM Socket Outlet 電視/電台天線插座	-	1
	Lighting Point 燈位	-	12
	Home Automation Lighting Switch 智能家居燈掣	-	3
	Door/Window Contact 門/窗磁接觸感測器	-	3
	-	Air-conditioner Point 冷氣機接駁點	1
	Home Automation Curtain Switch 智能家居窗簾掣	-	1
	Thermo Ventilator Switch 換氣暖風機開關	-	1
Master Bathroom 主人浴室	Lighting Point 燈位	-	10
	Door/Window Contact 門/窗磁接觸感測器	-	2
	Curtain Switch 窗簾掣	-	1
	-	Floor Heating Controller 地暖控制器	1
	-	Single Socket Outlet 單位電插座	1
	-	Connection Point for Electric Water Heater 接駁點供電熱水爐	1
	-	Double Pole Switch for Thermo Ventilator 雙極開關掣供換氣暖風機	1
	-	Electric Water Heater Switch 電熱水爐開關	1
-	Towel Warmer Switch 暖毛巾架開關	1	

Notes:

- “1, 2,” denotes the quantity of such provision(s) provided in the residential property.
- The Symbol “-” as shown in the above table denotes “Not Provided”.
- The Symbol “/” as shown in the above table denotes “Not Applicable”.

備註：

- “1, 2,” 表示提供於該住宅物業內的裝置數量。
- 上表符號「-」表示「不提供」。
- 上表符號「/」表示「不適用」。

23. FITTING, FINISHES AND APPLIANCES
裝置、裝修物料及設備

Schedule of Mechanical and Electrical Provisions for Residential Properties
住宅單位機電裝置說明表

Block 11
第11座

Location 位置	Exposed Type 外露型	Non-exposed Type 非外露型	2/F and 3/F 2樓及3樓
			Unit C C單位
Bathroom 1 浴室1	Lighting Point 燈位	-	5
	Door/Window Contact 門/窗磁接觸感測器	-	1
	Curtain Switch 窗簾掣	-	1
	-	Single Socket Outlet 單位電插座	1
	-	Connection Point for Electric Water Heater 接駁點供電熱水爐	1
	-	Double Pole Switch for Thermo Ventilator 雙極開關掣供換氣暖風機	1
	-	Electric Water Heater Switch 電熱水爐開關	1
	-	Towel Warmer Switch 暖毛巾架開關	1
Bathroom 2 浴室2	Lighting Point 燈位	-	3
	-	Single Socket Outlet 單位電插座	1
	-	Connection Point for Electric Water Heater 接駁點供電熱水爐	1
	-	Double Pole Switch for Thermo Ventilator 雙極開關掣供換氣暖風機	1
	-	Towel Warmer Switch 暖毛巾架開關	1
	-	Electric Water Heater Switch 電熱水爐開關	1
Bathroom 3 浴室3	Lighting Point 燈位	-	4
	-	Single Socket Outlet 單位電插座	1
	-	Connection Point for Electric Water Heater 接駁點供電熱水爐	1
	-	Double Pole Switch for Thermo Ventilator 雙極開關掣供換氣暖風機	1
	-	Electric Water Heater Switch 電熱水爐開關	1
	-	Towel Warmer Switch 暖毛巾架開關	1

Notes:

- “1, 2, ……” denotes the quantity of such provision(s) provided in the residential property.
- The Symbol “-” as shown in the above table denotes “Not Provided”.
- The Symbol “/” as shown in the above table denotes “Not Applicable”.

備註：

- “1, 2, ……”表示提供於該住宅物業內的裝置數量。
- 上表符號「-」表示「不提供」。
- 上表符號「/」表示「不適用」。

23. FITTING, FINISHES AND APPLIANCES
裝置、裝修物料及設備

Schedule of Mechanical and Electrical Provisions for Residential Properties
住宅單位機電裝置說明表

Block 11
第11座

Location 位置	Exposed Type 外露型	Non-exposed Type 非外露型	2/F and 3/F 2樓及3樓
			Unit C C單位
Powder Room 化妝間	Lighting Point 燈位	-	5
	-	Connection Point for Electric Water Heater 接駁點供電熱水爐	1
	-	Fused Connection Unit for Exhaust Fan 保險絲接線位供抽氣扇	1
Lavatory 洗手間	Lighting Point 燈位	-	1
	-	Connection Point for Electric Water Heater 接駁點供電熱水爐	1
	-	Fused Connection Unit for Exhaust Fan 保險絲接線位供抽氣扇	1
Store 1 儲物房 1	Twin Socket Outlet 雙位電插座	-	3
	Miniature Circuit Breaker Board 總電掣箱	-	1
	Controller for Security System 保安系統控制器	-	1
	Reserved Connection Point for Telephone / Internet 預留接駁點供電話 / 互聯網	-	1
	Lighting Point 燈位	-	1
	Lighting Switch 燈掣	-	1
	Water Supply Connection Point for Washer 來水接駁點供洗衣機	-	1
	Drainage Point for Washer 去水位供洗衣機	-	1
Foyer 1 前廳 1	Twin Socket Outlet 雙位電插座	-	1
	Security Alarm Keypad 安全警報鍵盤	-	1
	Lighting Point 燈位	-	5
	Home Automation Lighting Switch 智能家居燈掣	-	5
	Exhaust Fan Switch 抽氣扇開關	-	1
	-	Air-conditioner Point 冷氣機接駁點	1

Notes:

- “1, 2,” denotes the quantity of such provision(s) provided in the residential property.
- The Symbol “-” as shown in the above table denotes “Not Provided”.
- The Symbol “/” as shown in the above table denotes “Not Applicable”.

備註：

- “1, 2,” 表示提供於該住宅物業內的裝置數量。
- 上表符號「-」表示「不提供」。
- 上表符號「/」表示「不適用」。

23. FITTING, FINISHES AND APPLIANCES
裝置、裝修物料及設備

Schedule of Mechanical and Electrical Provisions for Residential Properties
住宅單位機電裝置說明表

Block 11
第11座

Location 位置	Exposed Type 外露型	Non-exposed Type 非外露型	2/F and 3/F 2樓及3樓
			Unit C C單位
Foyer 2 前廳2	Lighting Point 燈位	-	5
	Home Automation Lighting Switch 智能家居燈掣	-	2
	Security Alarm Keypad 安全警報鍵盤	-	1
	-	Air-conditioner Point 冷氣機接駁點	1
	-	Single Socket Outlet 單位電插座	1
	Break Glass Unit 火警鐘玻璃	-	1
Corridor 1 走廊1	Lighting Point 燈位	-	2
	Lighting Switch 燈掣	-	2
	Door/Window Contact 門/窗磁接觸感測器	-	1
	Twin Socket Outlet 雙位電插座	-	1
	Air-conditioner Point 冷氣機接駁點	-	1
	Exhaust Fan Switch 抽氣扇開關	-	1
	Door Bell 門鈴	-	1
	-	Hose Reel 消防喉轆	1
	Alarm Bell 消防警鐘	-	1
	Break Glass Unit 火警鐘玻璃	-	1
Private Lift Lobby (G/F) 私人升降機大堂 (地下)	Lighting Point 燈位	-	3
	Lighting Switch 燈掣	-	1
	Single Socket Outlet 單位電插座	-	1
	-	Air-conditioner Point 冷氣機接駁點	1

Notes:

- “1, 2,” denotes the quantity of such provision(s) provided in the residential property.
- The Symbol “-” as shown in the above table denotes “Not Provided”.
- The Symbol “/” as shown in the above table denotes “Not Applicable”.

備註:

- “1, 2,” 表示提供於該住宅物業內的裝置數量。
- 上表符號“-”表示「不提供」。
- 上表符號“/”表示「不適用」。

23. FITTING, FINISHES AND APPLIANCES
裝置、裝修物料及設備

Schedule of Mechanical and Electrical Provisions for Residential Properties
住宅單位機電裝置說明表

Block 11
第11座

Location 位置	Exposed Type 外露型	Non-exposed Type 非外露型	2/F and 3/F 2樓及3樓
			Unit C C單位
Private Lift Lobby (2/F) 私人升降機大堂 (2樓)	Lighting Point 燈位	-	5
	Door/Window Contact 門/窗磁接觸感測器	-	2
	Twin Socket Outlet 雙位電插座	-	1
	Door Bell Push Button 門鈴按鈕	-	1
Roof 天台	Isolator for Outdoor Air-Conditioner 室外空調機開關掣	-	2
	Lighting Point 燈位	-	14
	Water Proof Lighting Switch 防水燈掣	-	1
	Water Proof Socket Outlet 防水電插座	-	1
	-	Water Proof Isolator 防水電掣	1
Yard 庭院	Water Proof Socket Outlet 防水電插座	-	1
	Gate Release Button 開門開門按鈕	-	1
	Visitor Panel 訪客對講機	-	1
	Lighting Point 燈位	-	4
	-	Fused Connection Point for Signage and Gate Electrical Lock 接線位連保險絲供門牌燈及開門電鎖	2
Internal Staircase 內置樓梯	Lighting Point 燈位	-	4
	Home Automation Lighting Switch 智能家居燈掣	-	1
	Lighting Switch 燈掣	-	1
	Door/Window Contact 門/窗磁接觸感測器	-	1

Notes:

- “1, 2,” denotes the quantity of such provision(s) provided in the residential property.
- The Symbol “-” as shown in the above table denotes “Not Provided”.
- The Symbol “/” as shown in the above table denotes “Not Applicable”.

備註：

- “1, 2,” 表示提供於該住宅物業內的裝置數量。
- 上表符號「-」表示「不提供」。
- 上表符號「/」表示「不適用」。

23. FITTING, FINISHES AND APPLIANCES
裝置、裝修物料及設備

Schedule of Mechanical and Electrical Provisions for Residential Properties
住宅單位機電裝置說明表

Block 12
第12座

Location 位置	Exposed Type 外露型	Non-exposed Type 非外露型	G/F and 1/F 地下及1樓	2/F and 3/F 2樓及3樓
			Unit A A單位	Unit B B單位
Living Room and Dining Room 客廳及飯廳	Single Socket Outlet 單位電插座	-	1	-
	Twin Socket Outlet 雙位電插座	-	4	4
	Connection Point for Telephone / Internet 接駁點供電話/互聯網	-	2	2
	Video Doorphone 視像對講機	-	-	1
	Security Alarm Keypad 安全警報鍵盤	-	-	1
	Television / FM Socket Outlet 電視/電台天線插座	-	2	2
	Lighting Point 燈位	-	5	5
	Lighting Switch 燈掣	-	1	1
	Home Automation Lighting Switch 智能家居燈掣	-	2	3
	Door / Window Contact 門/窗磁接觸感測器	-	3	7
	-	Air-conditioner Point 冷氣機接駁點	5	5
	-	Fused Connection Unit for Motorized Curtain 保險絲接線位供電動窗簾	3	3
	-	Single Socket Outlet for Fridge Drawer 單位電插座供抽屜雪櫃	1	1

Notes:

- “1, 2,” denotes the quantity of such provision(s) provided in the residential property.
- The Symbol “-” as shown in the above table denotes “Not Provided”.
- The Symbol “/” as shown in the above table denotes “Not Applicable”.

備註：

- “1, 2,” 表示提供於該住宅物業內的裝置數量。
- 上表符號「-」表示「不提供」。
- 上表符號「/」表示「不適用」。

23. FITTING, FINISHES AND APPLIANCES
裝置、裝修物料及設備

Schedule of Mechanical and Electrical Provisions for Residential Properties
住宅單位機電裝置說明表

Block 12
第12座

Location 位置	Exposed Type 外露型	Non-exposed Type 非外露型	G/F and 1/F 地下及1樓	2/F and 3/F 2樓及3樓
			Unit A A單位	Unit B B單位
Kitchen 廚房	Twin Socket Outlet 雙位電插座	-	4	3
	Lighting Point 燈位	-	9	8
	Door / Window Contact 門/窗磁接觸感測器	-	3	3
	-	Water Supply Connection Point for Dishwasher 洗碗碟機來水接駁位	1	1
	-	Drainage Point for Dishwasher 洗碗碟機去水位	1	1
	-	Fused Connection Unit for Exhaust Fan 保險絲接線位供抽氣扇	1	1
	-	Air-conditioner Point 冷氣機接駁點	1	1
	-	Connection Point for Electric Water Heater 接駁點供電熱水爐	1	1
	-	Twin Socket Outlet for Gas Cooker Hob 雙位電插座供煤氣煮食爐	1	1
	-	Double Pole Switch for Induction Hob 雙極開關掣供電磁爐	1	1
	-	Single Socket Outlet for Cooker Hood 單位電插座供抽油煙機接駁點	1	1
	-	Single Socket Outlet for Refrigerator 單位電插座供雪櫃	1	1
	-	Single Socket Outlet for Steam Oven 單位電插座供蒸焗爐	1	1
	-	Single Socket Outlet for Warming Drawer 單位電插座供保溫櫃	1	1
	-	Double Pole Switch for Oven 雙極開關掣供焗爐	1	1
	-	Single Socket Outlet for Dishwasher 單位電插座供洗碗碟機	1	1

Notes:

- “1, 2,” denotes the quantity of such provision(s) provided in the residential property.
- The Symbol “-” as shown in the above table denotes “Not Provided”.
- The Symbol “/” as shown in the above table denotes “Not Applicable”.

備註：

- “1, 2,” 表示提供於該住宅物業內的裝置數量。
- 上表符號「-」表示「不提供」。
- 上表符號「/」表示「不適用」。

23. FITTING, FINISHES AND APPLIANCES
裝置、裝修物料及設備

Schedule of Mechanical and Electrical Provisions for Residential Properties
住宅單位機電裝置說明表

Block 12
第12座

Location 位置	Exposed Type 外露型	Non-exposed Type 非外露型	G/F and 1/F 地下及1樓	2/F and 3/F 2樓及3樓
			Unit A A單位	Unit B B單位
Master Bedroom 主人睡房	Twin Socket Outlet 雙位電插座	-	3	4
	Connection Point for Telephone / Internet 接駁點供電話/互聯網	-	1	1
	Television / FM Socket Outlet 電視/電台天線插座	-	1	1
	Lighting Point 燈位	-	1	2
	Home Automation Lighting Switch 智能家居燈掣	-	1	2
	Door / Window Contact 門/窗磁接觸感測器	-	1	1
	-	Air-conditioner Point 冷氣機接駁點	2	2
	-	Fused Connection Unit for Motorized Curtain 保險絲接線位供電動窗簾	1	1
Walk-In Closet 衣帽間	Lighting Point 燈位	-	1	1
	Lighting Switch 燈掣	-	1	1
	Twin Socket Outlet 雙位電插座	-	1	1
	-	Air-conditioner Point 冷氣機接駁點	1	1
Bedroom 1 睡房1	Twin Socket Outlet 雙位電插座	-	1	1
	Connection Point for Telephone / Internet 接駁點供電話/互聯網	-	1	1
	Television / FM Socket Outlet 電視/電台天線插座	-	1	1
	Lighting Point 燈位	-	2	1
	Lighting Switch 燈掣	-	1	1
	Home Automation Lighting Switch 智能家居燈掣	-	1	1
	Door / Window Contact 門/窗磁接觸感測器	-	2	2
	Air-conditioner Point 冷氣機接駁點	-	1	1
	-	Fused Connection Unit for Motorized Curtain 保險絲接線位供電動窗簾	1	1

Notes:

- “1, 2, ……” denotes the quantity of such provision(s) provided in the residential property.
- The Symbol “-” as shown in the above table denotes “Not Provided”.
- The Symbol “/” as shown in the above table denotes “Not Applicable”.

備註:

- “1, 2, ……”表示提供於該住宅物業內的裝置數量。
- 上表符號“-”表示「不提供」。
- 上表符號“/”表示「不適用」。

23. FITTING, FINISHES AND APPLIANCES
裝置、裝修物料及設備

Schedule of Mechanical and Electrical Provisions for Residential Properties
住宅單位機電裝置說明表

Block 12
第12座

Location 位置	Exposed Type 外露型	Non-exposed Type 非外露型	G/F and 1/F 地下及1樓	2/F and 3/F 2樓及3樓
			Unit A A單位	Unit B B單位
Bedroom 2 睡房2	Twin Socket Outlet 雙位電插座	-	1	1
	Connection Point for Telephone / Internet 接駁點供電話/互聯網	-	1	1
	Television / FM Socket Outlet 電視/電台天線插座	-	1	1
	Lighting Point 燈位	-	1	2
	Lighting Switch 燈掣	-	1	1
	Home Automation Lighting Switch 智能家居燈掣	-	1	1
	Door / Window Contact 門/窗磁接觸感測器	-	3	2
	-	Air-conditioner Point 冷氣機接駁點	1	1
	-	Fused Connection Unit for Motorized Curtain 保險絲接線位供電動窗簾	1	1
Bedroom 3 睡房3	Twin Socket Outlet 雙位電插座	-	1	1
	Connection Point for Telephone / Internet 接駁點供電話/互聯網	-	1	1
	Television / FM Socket Outlet 電視/電台天線插座	-	1	1
	Lighting Point 燈位	-	2	2
	Lighting Switch 燈掣	-	1	1
	Home Automation Lighting Switch 智能家居燈掣	-	1	1
	Door / Window Contact 門/窗磁接觸感測器	-	2	3
	Air-conditioner Point 冷氣機接駁點	-	1	1
	-	Fused Connection Unit for Motorized Curtain 保險絲接線位供電動窗簾	1	1

Notes:

- “1, 2, ……” denotes the quantity of such provision(s) provided in the residential property.
- The Symbol “-” as shown in the above table denotes “Not Provided”.
- The Symbol “/” as shown in the above table denotes “Not Applicable”.

備註：

- “1, 2, ……”表示提供於該住宅物業內的裝置數量。
- 上表符號「-」表示「不提供」。
- 上表符號「/」表示「不適用」。

23. FITTING, FINISHES AND APPLIANCES
裝置、裝修物料及設備

Schedule of Mechanical and Electrical Provisions for Residential Properties
住宅單位機電裝置說明表

Block 12
第12座

Location 位置	Exposed Type 外露型	Non-exposed Type 非外露型	G/F and 1/F 地下及1樓	2/F and 3/F 2樓及3樓
			Unit A A單位	Unit B B單位
Bedroom 4 睡房4	Twin Socket Outlet 雙位電插座	-	/	1
	Connection Point for Telephone / Internet 接駁點供電話/互聯網	-	/	1
	Television / FM Socket Outlet 電視/電台天線插座	-	/	1
	Lighting Point 燈位	-	/	2
	Lighting Switch 燈掣	-	/	1
	Home Automation Lighting Switch 智能家居燈掣	-	/	1
	Door / Window Contact 門/窗磁接觸感測器	-	/	3
	Air-conditioner Point 冷氣機接駁點	-	/	1
	-	Fused Connection Unit for Motorized Curtain 保險絲接線位供電動窗簾	/	1
Master Bathroom 主人浴室	Lighting Point 燈位	-	11	12
	Door / Window Contact 門/窗磁接觸感測器	-	2	2
	Floor Heating Controller 地暖控制器	-	1	1
	-	Single Socket Outlet 單位電插座	2	2
	-	Connection Point for Electric Water Heater 接駁點供電熱水爐	1	1
	-	Double Pole Switch for Thermo Ventilator 雙極開關掣供換氣暖風機	1	1
	-	Fused Connection Unit for Exhaust Fan 接線位連保險絲供抽氣扇	1	1
	-	Fused Connection Unit for Towel Warmer 接線位連保險絲供暖毛巾架	1	1
	-	Fused Connection Point for Floor Heating 接線位連保險絲供地暖	1	1

Notes:

- “1, 2,” denotes the quantity of such provision(s) provided in the residential property.
- The Symbol “-” as shown in the above table denotes “Not Provided”.
- The Symbol “/” as shown in the above table denotes “Not Applicable”.

備註:

- “1, 2,” 表示提供於該住宅物業內的裝置數量。
- 上表符號「-」表示「不提供」。
- 上表符號「/」表示「不適用」。

23. FITTING, FINISHES AND APPLIANCES
裝置、裝修物料及設備

Schedule of Mechanical and Electrical Provisions for Residential Properties
住宅單位機電裝置說明表

Block 12
第12座

Location 位置	Exposed Type 外露型	Non-exposed Type 非外露型	G/F and 1/F 地下及1樓	2/F and 3/F 2樓及3樓
			Unit A A單位	Unit B B單位
Bathroom 1 浴室1	Lighting Point 燈位	-	5	5
	Door / Window Contact 門/窗磁接觸感測器	-	2	-
	-	Single Socket Power Point 單位電插座	1	1
	-	Connection Point for Electric Water Heater 接駁點供電熱水爐	1	1
	-	Double Pole Switch for Thermo Ventilator 雙極開關掣供換氣暖風機	1	1
	-	Fused Connection Unit for Exhaust Fan 接線位連保險絲供抽氣扇	1	1
Bathroom 2 浴室2	Lighting Point 燈位	-	5	5
	-	Single Socket Outlet 單位電插座	1	1
	-	Connection Point for Electric Water Heater 接駁點供電熱水爐	1	1
	-	Double Pole Switch for Thermo Ventilator 雙極開關掣供換氣暖風機	1	1
	-	Fused Connection Unit for Exhaust Fan 接線位連保險絲供抽氣扇	1	-
Bathroom 3 浴室3	Lighting Point 燈位	-	5	5
	-	Single Socket Outlet 單位電插座	1	1
	-	Connection Point for Electric Water Heater 接駁點供電熱水爐	1	1
	-	Double Pole Switch for Thermo Ventilator 雙極開關掣供換氣暖風機	1	1
	-	Fused Connection Unit for Exhaust Fan 接線位連保險絲供抽氣扇	1	1

Notes:

1. "1, 2," denotes the quantity of such provision(s) provided in the residential property.
2. The Symbol "-" as shown in the above table denotes "Not Provided".
3. The Symbol "/" as shown in the above table denotes "Not Applicable".

備註:

1. "1, 2," 表示提供於該住宅物業內的裝置數量。
2. 上表符號「-」表示「不提供」。
3. 上表符號「/」表示「不適用」。

23. FITTING, FINISHES AND APPLIANCES
裝置、裝修物料及設備

Schedule of Mechanical and Electrical Provisions for Residential Properties
住宅單位機電裝置說明表

Block 12
第12座

Location 位置	Exposed Type 外露型	Non-exposed Type 非外露型	G/F and 1/F 地下及1樓	2/F and 3/F 2樓及3樓
			Unit A A 單位	Unit B B 單位
Bathroom 4 浴室4	Lighting Point 燈位	-	/	5
	-	Single Socket Outlet 單位電插座	/	1
	-	Connection Point for Electric Water Heater 接駁點供電熱水爐	/	1
	-	Double Pole Switch for Thermo Ventilator 雙極開關掣供換氣暖風機	/	1
	-	Fused Connection Unit for Exhaust Fan 接線位連保險絲供抽氣扇	/	1
Powder Room 化妝間	Lighting Point 燈位	-	5	/
	-	Connection Point for Electric Water Heater 接駁點供電熱水爐	1	/
	-	Single Socket Outlet 單位電插座	1	/
	-	Fused Connection Unit for Exhaust Fan 保險絲接線位供抽氣扇	1	/
Lavatory 洗手間	Lighting Point 燈位	-	1	1
	-	Connection Point for Electric Water Heater 接駁點供電熱水爐	1	1
	-	Fused Connection Unit for Exhaust Fan 保險絲接線位供抽氣扇	1	1

Notes:

- “1, 2,” denotes the quantity of such provision(s) provided in the residential property.
- The Symbol “-” as shown in the above table denotes “Not Provided”.
- The Symbol “/” as shown in the above table denotes “Not Applicable”.

備註：

- “1, 2,” 表示提供於該住宅物業內的裝置數量。
- 上表符號「-」表示「不提供」。
- 上表符號「/」表示「不適用」。

23. FITTING, FINISHES AND APPLIANCES
裝置、裝修物料及設備

Schedule of Mechanical and Electrical Provisions for Residential Properties
住宅單位機電裝置說明表

Block 12
第12座

Location 位置	Exposed Type 外露型	Non-exposed Type 非外露型	G/F and 1/F 地下及1樓	2/F and 3/F 2樓及3樓
			Unit A A單位	Unit B B單位
Store 1 儲物房1	Miniature Circuit Breaker Board 總電掣箱	-	1	1
	Controller for Security System 保安系統控制器	-	1	1
	Single Socket Outlet 單位電插座	-	1	1
	Twin Socket Outlet 雙位電插座	-	3	3
	Reserved Connection Point for Telephone / Internet 預留接駁點供電話/互聯網	-	1	1
	Lighting Point 燈位	-	1	1
	Lighting Switch 燈掣	-	2	2
	Water Supply Connection Point for Washer 來水接駁位供洗衣機	-	1	1
	Drainage Point for Washer 去水位供洗衣機	-	1	1
	Exhaust Fan Switch 抽氣扇開關	-	1	1
	Air-conditioner Point 冷氣機接駁點	-	1	1
Store 2 儲物房2	Single Socket Outlet 單位電插座	-	/	1
	Lighting Point 燈位	-	/	1
	Door / Window Contact 門/窗磁接觸感測器	-	/	1
	Air-conditioner Point 冷氣機接駁點	-	/	1
	Hose Reel 消防喉轆	-	/	1
	Break Glass Unit 火警鐘玻璃	-	/	1
	Alarm Bell 消防警鐘	-	/	1

Notes:

- “1, 2,” denotes the quantity of such provision(s) provided in the residential property.
- The Symbol “-” as shown in the above table denotes “Not Provided”.
- The Symbol “/” as shown in the above table denotes “Not Applicable”.

備註:

- “1, 2,”表示提供於該住宅物業內的裝置數量。
- 上表符號「-」表示「不提供」。
- 上表符號「/」表示「不適用」。

23. FITTING, FINISHES AND APPLIANCES
裝置、裝修物料及設備

Schedule of Mechanical and Electrical Provisions for Residential Properties
住宅單位機電裝置說明表

Block 12

第12座

Location 位置	Exposed Type 外露型	Non-exposed Type 非外露型	G/F and 1/F 地下及1樓	2/F and 3/F 2樓及3樓
			Unit A A單位	Unit B B單位
Foyer 1 前廳1	Single Socket Outlet 單位電插座	-	1	-
	Twin Socket Outlet 雙位電插座	-	-	1
	Video Doorphone 視像對講機	-	1	-
	Security Alarm Keypad 安全警報鍵盤	-	1	1
	Lighting Point 燈位	-	8	2
	Home Automation Lighting Switch 智能家居燈掣	-	2	3
	Door / Window Contact 門/窗磁接觸感測器	-	1	-
	-	Air-conditioner Point 冷氣機接駁點	1	1
	Hose Reel 消防喉轆	-	-	1
	Break Glass Unit 火警鐘玻璃	-	-	1
	Alarm Bell 消防警鐘	-	-	1
Foyer 2 前廳2	Lighting Point 燈位	-	2	/
	Lighting Switch 燈掣	-	1	/
	Home Automation Lighting Switch 智能家居燈掣	-	3	/
	-	Air-conditioner Point 冷氣機接駁點	1	/
	Exhaust Fan Switch 抽氣扇開關	-	1	/
Flat Roof for Air-Conditioner Plant (G/F and 1/F) 冷氣機設備平台 (地下及1樓)	Isolator for Outdoor Air-Conditioner 室外空調機開關掣	-	2	/
	Lighting Point 燈位	-	2	/
	Water Proof Lighting Switch 防水燈掣	-	1	/

Notes:

- “1, 2,” denotes the quantity of such provision(s) provided in the residential property.
- The Symbol “-” as shown in the above table denotes “Not Provided”.
- The Symbol “/” as shown in the above table denotes “Not Applicable”.

備註:

- “1, 2,” 表示提供於該住宅物業內的裝置數量。
- 上表符號「-」表示「不提供」。
- 上表符號「/」表示「不適用」。

23. FITTING, FINISHES AND APPLIANCES
裝置、裝修物料及設備

Schedule of Mechanical and Electrical Provisions for Residential Properties
住宅單位機電裝置說明表

Block 12
第12座

Location 位置	Exposed Type 外露型	Non-exposed Type 非外露型	G/F and 1/F 地下及1樓	2/F and 3/F 2樓及3樓
			Unit A A 單位	Unit B B 單位
Foyer 3 前廳3	Lighting Point 燈位	-	3	/
	Home Automation Lighting Switch 智能家居燈掣	-	-	/
	Twin Socket Outlet 雙位電插座	-	1	/
	Security Alarm Keypad 安全警報鍵盤	-	1	/
	-	Air-conditioner Point 冷氣機接駁點	1	/
	Hose Reel 消防喉轆	-	1	/
	Break Glass Unit 火警鐘玻璃	-	1	/
	Alarm Bell 消防警鐘	-	1	/
Corridor 1 走廊1	Lighting Point 燈位	-	/	1
	Lighting Switch 燈掣	-	/	1
	Home Automation Lighting Switch 智能家居燈掣	-	/	1
Private Lift Lobby (LG/F) 私人升降機大堂 (地下低層)	Lighting Point 燈位	-	3	3
	Single Socket Outlet 單位電插座	-	1	1
	-	Air-conditioner Point 冷氣機接駁點	1	1
Private Lift Lobby (G/F) 私人升降機大堂 (地下)	Lighting Point 燈位	-	/	3
	Home Automation Lighting Switch 智能家居燈掣	-	/	1
	Single Socket Outlet 單位電插座	-	/	1
Garden (facing Main Entrance) 花園 (面向大門)	Water Proof Socket Outlet 防水電插座	-	1	/
	Visitor Panel 訪客對講機	-	1	/
	Gate Release Button 閘門開門按鈕	-	1	/
	Lighting Point 燈位	-	6	/
	-	Reserved Connection Point for Telephone / Internet 預留接駁點供電話/互聯網	2	/

Notes:

- “1, 2,” denotes the quantity of such provision(s) provided in the residential property.
- The Symbol “-” as shown in the above table denotes “Not Provided”.
- The Symbol “/” as shown in the above table denotes “Not Applicable”.

備註：

- “1, 2,” 表示提供於該住宅物業內的裝置數量。
- 上表符號「-」表示「不提供」。
- 上表符號「/」表示「不適用」。

23. FITTING, FINISHES AND APPLIANCES
裝置、裝修物料及設備

Schedule of Mechanical and Electrical Provisions for Residential Properties
住宅單位機電裝置說明表

Block 12
第12座

Location 位置	Exposed Type 外露型	Non-exposed Type 非外露型	G/F and 1/F 地下及1樓	2/F and 3/F 2樓及3樓
			Unit A A單位	Unit B B單位
Garden (facing Living Room and Dining Room) 花園 (面向客廳及 飯廳)	Lighting Point 燈位	-	4	/
	-	Reserved Connection Point for Telephone / Internet 預留接駁點供電話/互聯網	1	/
	-	Water Proof Socket Outlet 防水電插座	1	/
Roof 天台	Isolator for Outdoor Air-Conditioner 室外空調機開關掣	-	/	2
	Lighting Point 燈位	-	/	11
	Water Proof Lighting Switch 防水燈掣	-	/	1
	-	Water Proof Socket Outlet 防水電插座	/	1
	-	Reserved Connection Point for Telephone / Internet 預留接駁點供電話/互聯網	/	1
	-	Water Proof Isolator 防水電掣	/	1
Yard (G/F) 庭院(地下)	Water Proof Socket Outlet 防水電插座	-	/	1
	Gate Release Button 開門開門按鈕	-	/	1
	Visitor Panel 訪客對講機	-	/	1
	Lighting Point 燈位	-	/	4
	-	Fused Connection Point for Signage and Gate Electrical Lock 接線位連保險絲供門牌燈及開門電鎖	/	2
Internal Staircase 內置樓梯	Lighting Point 燈位	-	4	6
	Home Automation Lighting Switch 智能家居燈掣	-	2	3
	Door / Window Contact 門/窗磁接觸感測器	-	-	1

Notes:

- “1, 2, ……” denotes the quantity of such provision(s) provided in the residential property.
- The Symbol “-” as shown in the above table denotes “Not Provided”.
- The Symbol “/” as shown in the above table denotes “Not Applicable”.

備註:

- “1, 2, ……”表示提供於該住宅物業內的裝置數量。
- 上表符號「-」表示「不提供」。
- 上表符號「/」表示「不適用」。

This page left blank intentionally
本頁故意留白

24. SERVICE AGREEMENTS

服務協議

Potable and flushing water is supplied by Water Supplies Department.

食水及沖廁水由水務署供應。

Electricity is supplied by The Hongkong Electric Company Limited.

電力由香港電燈有限公司供應。

Towngas is supplied by The Hong Kong and China Gas Company Limited.

煤氣由香港中華煤氣有限公司供應。

25. GOVERNEMENT RENT
地稅

The Vendor (the owner) is liable for the Government rent payable for a residential property up to and including the date of completion of the sale and purchase and assignment of that residential property.

賣方(擁有人)有法律責任繳付住宅物業的地稅直至該住宅物業買賣完成及簽署轉讓契之日(包括該日)為止。

26. MISCELLANEOUS PAYMENTS BY PURCHASER

買方的雜項付款

1. On the delivery of the vacant possession of the residential property to the purchaser, the purchaser is liable to reimburse the Vendor (the owner) for the deposits for water, electricity and gas.
2. On that delivery, the purchaser is not liable to pay to the Vendor (the owner) a debris removal fee.

Notes:

On that delivery, the purchaser is liable to pay a debris removal fee to the manager and not the Vendor (the owner) of the Development under the deed of mutual covenant, and where the Vendor (the owner) has paid that debris removal fee, the purchaser shall reimburse the Vendor (the owner) for the same.

1. 在向買方交付住宅物業在空置情況下的管有權時，買方須負責向賣方(擁有人)補還水、電力及氣體的按金。
2. 在交付時，買方無須向賣方(擁有人)支付清理廢料的費用。

備註：

在交付時，買方須根據公契向發展項目的管理人及不須向賣方(擁有人)支付清理廢料的費用，如賣方(擁有人)已支付清理廢料的費用，買方須向賣方(擁有人)補還清理廢料的費用。

27. DEFECT LIABILITY WARRANTY PERIOD
欠妥之處的保養責任期

Defects liability warranty period for the specified residential property and the fittings, finishes and appliances as provided in the agreement for sale and purchase is within six (6) months from the date of completion of the sale and purchase.

按買賣合約的規定，指明住宅物業及其裝置、裝修物料或設備之欠妥之處的保養責任期為指明住宅物業之成交日期起計期6個月。

28. MAINTENANCE OF SLOPES 斜坡維修

1. The Land Grant requires the owners of the residential properties in the Development to maintain slopes at their own cost.

Special Condition No. (32) of the Land Grant stipulates that:-

- “(a) Where there is or has been any cutting away, removal or setting back of any land, or any building-up or filling-in or any slope treatment works of any kind whatsoever, whether with or without the prior written consent of the Director, either within the lot or on any Government land, which is or was done for the purpose of or in connection with the formation, levelling or development of the lot or any part thereof or any other works required to be done by the Purchaser under these Conditions, or for any other purpose, the Purchaser shall at his own expense carry out and construct such slope treatment works, retaining walls or other support, protection, drainage or ancillary or other works as shall or may then or at any time thereafter be necessary to protect and support such land within the lot and also any adjacent or adjoining Government or leased land and to obviate and prevent any falling away, landslip or subsidence occurring thereafter. The Purchaser shall at all times during the term hereby agreed to be granted maintain at his own expense the said land, slope treatment works, retaining walls or other support, protection, drainage or ancillary or other works in good and substantial repair and condition to the satisfaction of the Director.
- (b) Nothing in sub-clause (a) of this Special Condition shall prejudice the Government's rights under these Conditions, in particular Special Condition No. (31) hereof.
- (c) In the event that as a result of or arising out of any formation, levelling, development or other works done by the Purchaser or owing to any other reason, any falling away, landslip or subsidence occurs at any time, whether in or from any land, within the lot or from any adjacent or adjoining Government or leased land, the Purchaser shall at his own expense reinstate and make good the same to the satisfaction of the Director and shall indemnify the Government, its agents and contractors from and against all costs, charges, damages, demands and claims whatsoever which shall or may be made, suffered or incurred through or by reason of such falling away, landslip or subsidence.
- (d) In addition to any other rights or remedies herein provided for breach of any of these Conditions, the Director shall be entitled by notice in writing to call upon the Purchaser to carry out, construct and maintain the said land, slope treatment works, retaining walls, or other support, protection, and drainage or ancillary or other works or to reinstate and make good any falling away, landslip or subsidence, and if the Purchaser shall neglect or fail to comply with the notice to the satisfaction of the Director within the period specified therein, the Director may forthwith execute and carry out any necessary works and the Purchaser shall on demand repay to the Government the cost thereof, together with any administrative or professional fees and charges.”

Special Condition No.(37) of the Land Grant stipulates that:-

- “(a) The Purchaser hereby acknowledges that the lot may be affected by landslide and boulder fall hazards arising from areas within the lot and those outside the lot shown coloured green cross-hatched black on the plan annexed hereto (hereinafter referred to as “the Green Cross-hatched Black Area”) due to the nature of the natural terrain.
- (b) The Purchaser shall within 36 calendar months from the date of this Agreement or such other period as may be approved by the Director at his own expense carry out and complete in all respects to the satisfaction of the Director a geotechnical investigation (hereinafter referred to as “the Investigation”) within the lot and on the Green Cross-hatched Black Area for the purpose of studying the natural terrain landslide hazards and submit for the approval of the Director a report setting out findings of the Investigation. The findings of the Investigation shall include a proposal for carrying out, completing and maintaining all necessary mitigation and stabilisation works and associated works, access provisions for the subsequent maintenance of the completed mitigation and stabilisation works, to be constructed within the lot and on the Green Cross-hatched Black Area (such access provisions are hereinafter referred to as “maintenance access”) to the satisfaction of the Director to protect any buildings or structures erected or to be erected on the lot or any part thereof and any residents or occupiers therein and their bona fide guests, visitors and invitees from landslide and boulder fall hazards arising from the Green

Cross-hatched Black Area. Such proposal as approved by the Director is hereinafter referred to as “the Approved Mitigation Proposal”. Any maintenance access proposed outside the lot and on the Green Cross-hatched Black Area shall be subject to approval of the Director and become part of the Approved Mitigation Proposal. The Director has the absolute discretion by notice in writing to require the Purchaser at his own expense to relocate or remove the maintenance access outside the lot at any time during the term of this Agreement. No ground investigation works, mitigation and stabilisation works and associated works, and works for constructing the maintenance access shall be carried out on any Government land without the prior written consent of the Director. For the purpose of these Conditions, “ground investigation” shall be as defined in the Buildings Ordinance, any regulations made thereunder and any amending legislation.

- (c) On completion of the Investigation, the Purchaser shall at his own expense on or before the 30th day of June 2022 or such date or dates as may be approved by the Director, carry out and complete in all respects to the satisfaction of the Director such mitigation and stabilisation works and associated works, the maintenance access for the subsequent maintenance of the completed mitigation and stabilisation works, within the lot (hereinafter collectively referred to as “the Inside Works”) and on the Green Cross-hatched Black Area (hereinafter collectively referred to as “the Outside Works”) in accordance with the Approved Mitigation Proposal as the Director in his absolute discretion shall approve or require.
- (d) The Purchaser hereby acknowledges that the Investigation, and the Outside Works so carried out, as defined in sub-clauses (b) and (c) of this Special Condition are one-off and no part of any building erected on the lot or any area within the lot affected by landslide and boulder fall hazards shall be occupied or used before completion of such works.
- (e) The Purchaser shall at all times during the term hereby agreed to be granted, maintain at his own expense the Inside Works and the Outside Works including the maintenance access in good substantial repair and conditions in all respects to the satisfaction of the Director to ensure that the Inside Works and the Outside Works shall continue to perform their designed functions. The maintenance works shall include but shall not be limited to clearance of landslide debris or boulders fallen onto the Inside Works or the Outside Works or onto the areas of the lot or the Government land shown on the Natural Terrain Hazard Mitigation and Stabilization Works Plan referred to in sub-clause (f) of this Special Condition. In addition to any rights or remedies the Government may have against the Purchaser for breach of the Purchaser's obligations to maintain the Inside Works and the Outside Works as herein provided, the Director shall be entitled by notice in writing to call upon the Purchaser to carry out such maintenance works within a period as the Director shall in his absolute discretion deem fit. If the Purchaser shall neglect or fail to comply with such notice to the satisfaction of the Director within the period specified therein or as required in an emergency, the Director may forthwith execute and carry out the required maintenance works as he may consider necessary and the Purchaser shall on demand repay the Government the cost thereof; together with any administrative and professional fees and charges. The cost together with the administrative and professional fees and charges shall be as determined by the Director whose determination shall be final and binding upon the Purchaser.
- (f) The Purchaser shall at his own expense register at the Land Registry against the lot a plan approved by the Director indicating:
- (i) the locations, nature and scope of the Inside Works and the Outside Works;
 - (ii) the location and extent of the areas of the lot and the Government land on which the Purchaser may require or be required to carry out the maintenance works, including the areas of the lot and the Government land where the Purchaser may require or be required by the Director to carry out clearance of landslide debris or boulders under sub-clause (e) of this Special Condition; and
 - (iii) the location of maintenance access

(which plan is hereinafter referred to as “the Natural Terrain Hazard Mitigation and Stabilization Works Plan”).

28. MAINTENANCE OF SLOPES

斜坡維修

- (g) The Investigation, the Inside Works and the Outside Works as herein provided shall in all respects comply with the Buildings Ordinance, any regulations made thereunder, any amending legislation and any other relevant government legislation.
- (h) For the purpose only of carrying out the Investigation, the carrying out and completing, inspecting and maintaining the Inside Works and the Outside Works, the Purchaser shall have the right of ingress or egress to and from any Government land inside the Green Cross-hatched Black Area where he may require or be required to carry out the maintenance works, including clearance of landslide debris or boulders fallen onto the Inside Works or the Outside Works subject to such terms and conditions as may be imposed by the Director at his sole discretion.
- (i) In the event that as a result of or arising out of carrying out the Investigation or as a result of or arising out of carrying out, inspecting and maintaining the Inside Works or the Outside Works, any damage is done to the Green Cross-hatched Black Area, any other Government land or any land outside the lot, the Purchaser shall make good such damage at his own expense within such time limit as shall be determined by the Director and in all respects to the satisfaction of the Director.
- (j) The Purchaser shall indemnify and keep indemnified the Government from and against all liabilities, losses, damages, claims, expenses, costs, charges, demands, actions and proceedings whatsoever arising out of or incidental to any works being carried out or having been carried out by the Purchaser pursuant to the terms of this Special Condition or any omission, neglect or default by the Purchaser in carrying out the Investigation or in the design, construction and maintenance of the Inside Works or the Outside Works including but without limitation to any damage to or loss of properties, loss of life and personal injuries.”

Remark: The expiry date of the carrying out of the Inside Works and the Outside Works in Special Condition No. (37)(c) of the Land Grant was extended to 31 December 2022 by the Director by a letter dated 27 August 2020, and further extended to 30 June 2023 by the Director by a letter dated 7 October 2022.

- 2. Each of the owners is obliged to contribute towards the costs of the maintenance work.
- 3. The plan showing the slopes and any retaining wall or related structures constructed, or to be constructed, within or outside the land on which the Development is situated is appended at the end of this chapter.
- 4. Owner’s undertaking to maintain any slope in relation to the Development at the owner’s own costs: Not applicable.
- 5. Under the DMC, the manager of the Development has the owners’ authority to carry out the maintenance work.

28. MAINTENANCE OF SLOPES 斜坡維修

1. 「批地文件」規定「發展項目」中住宅物業的擁有人須自費維修斜坡。

「批地文件」特別條款第(32)條訂明：

[(a) 如該地段或任何「政府」土地現時或以往曾經配合或因應該地段或其任何部分的平整、水準測量或發展事宜進行任何削土、移土或土地後移工程，或建造或填土工程或任何類型的斜坡處理工程，或此等「批地條件」等規定「買方」執行的其他工程或其他用途的工程，不論事前是否獲「署長」書面同意，「買方」亦須於當時或嗣後任何時間，按需要自費進行和建造斜坡處理工程、擋土牆或其他支承結構、防護結構、排水或輔助工程或其他工程，以保護及支撐該地段內的土地和任何毗連或毗鄰「政府」土地或已批租土地，同時避免及防止其後發生任何滑土、山泥傾瀉或地陷。「買方」應在本文協定的批租期內隨時自費維修上述土地、斜坡處理工程、擋土牆或其他支承結構、防護結構、排水或輔助工程或其他工程，以保持其修繕妥當及狀況良好，令「署長」滿意。

(b) 本特別條款(a)款的規定概毋損此等「批地條件」訂明「政府」享有的權利，其中尤以本文特別條款第(31)條為要。

(c) 無論何時，如因「買方」進行平整、水準測量、發展或其他工程或因其他事故導致或引起該地段內的土地或任何毗連或毗鄰「政府」土地或已批租土地發生滑土、山泥傾瀉或地陷，「買方」須自費還原並修葺該處，以令「署長」滿意，同時就「政府」、其代理及承辦商作出彼等因滑土、山泥傾瀉或地陷而蒙受或招致的所有費用、收費、損害、訴求及索償作出彌償，並確保彼等免責。

(d) 除享有本文訂明可就違反此等「批地條件」追討之任何其他權利或補償權外，「署長」另有權向「買方」發出書面通知，要求「買方」進行、建造和維修上述的土地、斜坡處理工程、擋土牆或其他支承結構、防護結構、排水或輔助工程或其他工程，又或還原並修葺任何滑土、山泥傾瀉或地陷範圍。如「買方」疏忽或不執行通知書訂明的期限內以「署長」滿意的方式完成通知書的指示，「署長」可即時執行及進行任何必要的工程。「買方」必須在接獲通知時向「政府」償還有關的費用，連同任何行政或專業費用及收費。]

「批地文件」特別條款第(37)條訂明：

[(a) 「買方」現確認，鑒於天然地勢的性質，該地段可能受該地段範圍內和本文夾附圖則以綠色間黑交叉線顯示的該地段外地方(下稱「綠色間黑交叉線範圍」)的山泥傾瀉及礫石下墜影響。

(b) 「買方」須在「本協議」訂立日後36個月內或「署長」批准的其他期限內，自費以「署長」全面滿意的方式，在該地段及「綠色間黑交叉線範圍」內執行和完成土地勘測工程(下稱「勘測工程」)，以研探天然地形山泥傾瀉的危險，並向「署長」提交報告闡明勘測工程的結果以作批核。勘測工程的結果應包括建議以「署長」滿意的方式在該地段內及「綠色間黑交叉線範圍」上進行、完成和維修所有必要的緩解及穩定工程和相關工程，建造通道以供日後維修已完竣緩解及穩定工程(該通道下稱「維修通道」)，從而保障該地段已建或擬建任何建築物或構築物或其任何部分以及該處的任何住戶或佔用人及彼等各真正賓客、訪客及獲邀人士免受「綠色間黑交叉線範圍」的山泥傾瀉及礫石下墜危害。經「署長」批准的建議下稱「經批准的緩解工程建議」。任何建議在該地段及「綠色間黑交叉線範圍」外建造的維修通道必須提交「署長」申請批准，一旦批准將納入「經批准的緩解工程建議」一部分。「署長」可全權酌情向「買方」發出書面通知，要求「買方」在「本協議」生效期內任何時候自費搬遷或遷移該地段外的維修通道。如事前未經「署長」書面同意，不得在「政府」土地進行任何土地勘測、緩解及穩定工程和相關工程以及建造維修通道的工程。於此等「批地條件」，「土地勘測工程」一詞採用《建築物條例》、其任何附屬規例及修訂法例界定的定義。

(c) 完成「勘測工程」後，「買方」須在2022年6月30日或「署長」批准的其他日期或之前，自費以「署長」全面滿意的方式，依照「署長」全權酌情批准或指定，在該地段範圍內進行和完成該等緩解及穩定工程和相關工程、其後維修已建成的緩解及穩定工程之維修通道(以下統稱「內部工程」)和按照「經批准的緩解工程建議」於「綠色間黑交叉線範圍」進行上述工程(以下統稱「外部工程」)。

(d) 「買方」現確認，本特別條款(b)及(c)款訂明應執行的「勘測工程」及「外部工程」屬一次性工程，而在該等工程完成之前，現已建於該地段的任何建築物或受山泥傾瀉及礫石下墜影響的該地段內範圍不可佔用或使用。

(e) 「買方」須在本文協定批授的年期內，一直自費維修「內部工程」及「外部工程」，包括維修通道，以保持其修繕妥當及狀況良好令「署長」全面滿意，確保「內部工程」及「外部工程」可持續按原訂功能運作。維修工程須包括但不限於清理墜落「內部工程」、「外部工程」或該地段各地方或本特別條款(f)款所載「天然地形危險緩解及穩定工程圖則」所示「政府」土地的山泥傾瀉碎礫或礫石。除「政府」可就「買方」失責不遵照本文規定維修「內部工程」及「外部工程」行使任何權利和補償權外，「署長」亦有權發出書面通知要求「買方」在其全權酌情視為恰當的期限內執行此等維修工程。如「買方」疏忽或未能在通知書指定的期限內執行通知書的規定以令「署長」滿意，又或如事態緊急所需，「署長」可即時執行及進行所需維修工程，「買方」須在接獲通知時向「政府」償還相關工程的費用，連同任何行政和專業收費與費用。有關款項連同行政和專業收費與費用的金額由「署長」釐定，其決定將作終論並對「買方」約束。

(f) 「買方」須自費在土地註冊處登記一幅經「署長」批准的該地段圖則，以顯示：

(i) 「內部工程」及「外部工程」的位置、性質和規模；

(ii) 「買方」需要或按規定進行維修工程的該地段及「政府」土地位置和範圍，包括根據本特別條款(e)款「買方」需要或按「署長」規定清理山泥傾瀉碎礫或礫石的該地段及「政府」土地範圍；及

(iii) 維修通道的位置

(該圖則下稱「天然地形危險緩解及穩定工程圖則」)。

(g) 本文所載的「勘測工程」、「內部工程」及「外部工程」應全面遵守《建築物條例》、其任何附屬規例及修訂法例和其他相關政府法例的規定。

(h) 僅為進行「勘測工程」以及執行、完成、檢查和維修「內部工程」及「外部工程」，「買方」有權進出通行及往返「綠色間黑交叉線範圍」和其現時或此後須按規定執行維修工程的任何「政府」土地，包括清理墜落「內部工程」或「外部工程」的山泥傾瀉碎礫或礫石，但仍須受限於「署長」全權酌情制訂的條款與條件。

(i) 倘因進行「勘測工程」或執行、檢查和維修「內部工程」或「外部工程」導致或引致「綠色間黑交叉線範圍」、任何其他「政府」土地或該地段外任何土地受損，「買方」須在「署長」指定的期限內，自費以「署長」全面滿意的方式修復損害。

(j) 如因「買方」遵照本特別條款的規定擬進行或已進行任何工程，或因「買方」執行「勘測工程」或於設計、建造及維修「內部工程」或「外部工程」時有任何遺漏、疏忽或失責，以致引起或連帶造成任何責任、損失、損害、索償、開支、費用、收費、訴求、訴訟及法律程序，包括但不限於任何財物損壞或損失或人身傷亡，「買方」須向「政府」作出彌償並保持令其獲得彌償及免責。]

附註：「署長」已於2020年8月27日發出函件延長「批地文件」特別條款第(37)(c)條所載「內部工程」及「外部工程」的限期至2022年12月31日；其後再於2022年10月7日發出函件延期至2023年6月30日。

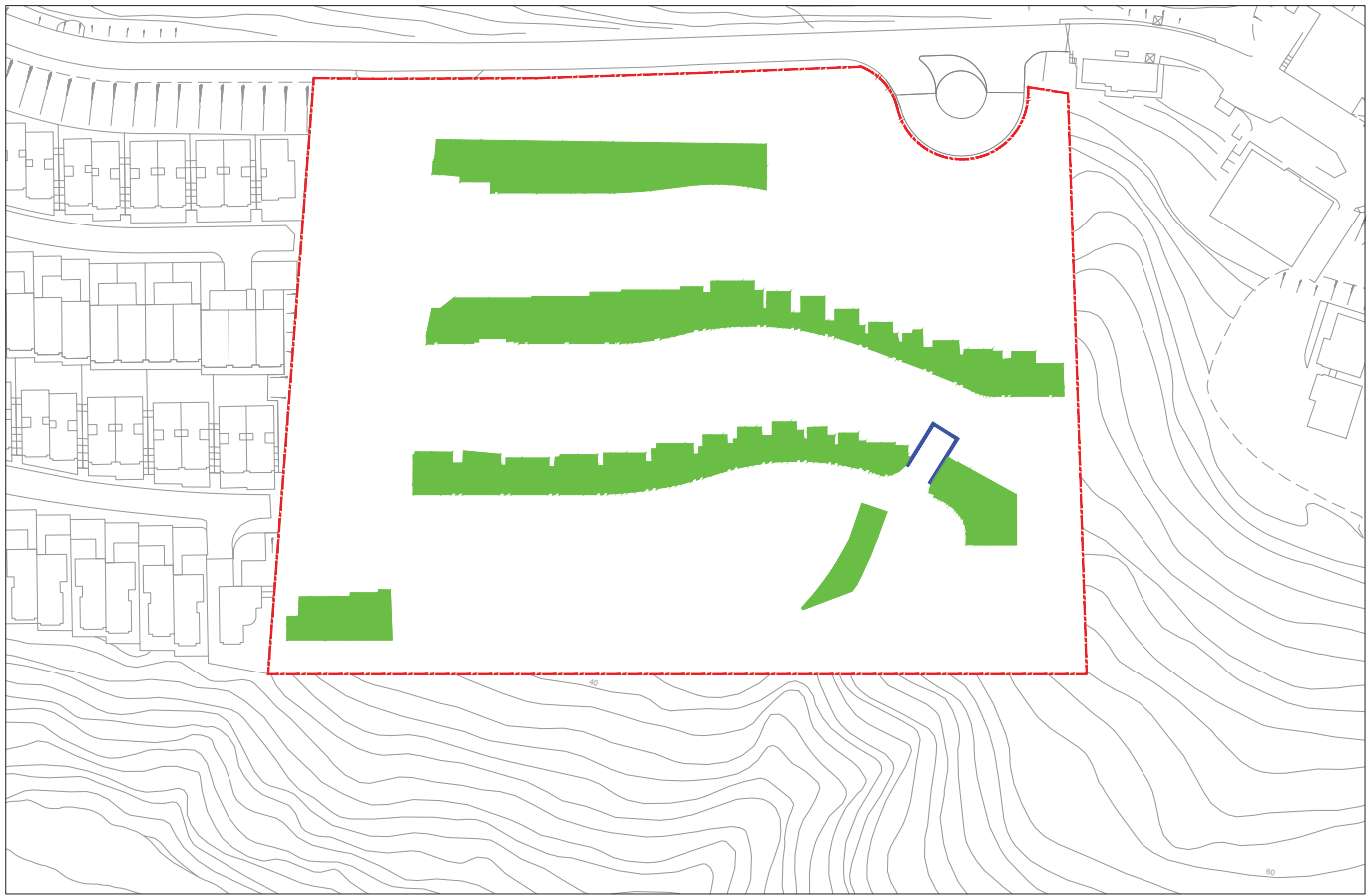
2. 每名擁有人均須分擔維修工程的費用。

3. 本章最後一頁附有顯示斜坡及現已或將會在「發展項目」所在土地範圍之內或之外建造的任何擋土牆或相關構築物的圖則。

4. 擁有人須自費維修與「發展項目」相關任何斜坡的承諾：不適用。

5. 根據「公契」，「發展項目」管理人獲得擁有人授權執行維修工程。

28. MAINTENANCE OF SLOPES
 斜坡維修



Legend: - - - Development boundary Slope structures Retaining walls
 圖例： - - - 發展項目的界線 斜坡構築物 擋土牆

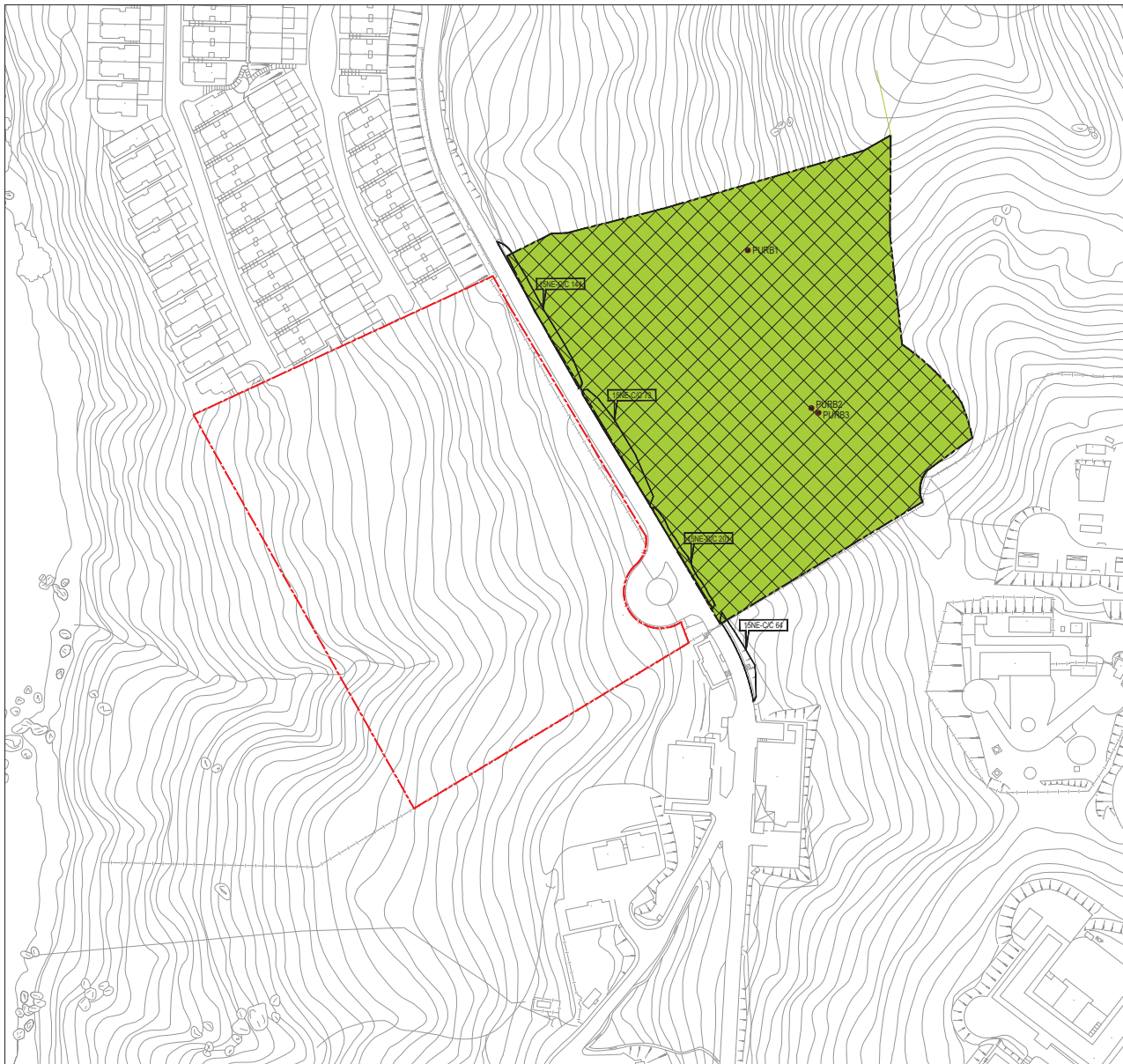
Scale 比例：
0
5
10
20
30
 (M米) N

Notes: The plan is for showing the locations of the slope structures, retaining walls or related structures only. Other matters shown in this plan may not reflect their latest conditions.

備註：此圖僅作顯示斜坡構築物及擋土牆範圍的位置，圖中所示之其他事項未必能反映其最新狀況。

28. MAINTENANCE OF SLOPES 斜坡維修

Natural terrain hazard mitigation and stabilization works plan
天然地形危險緩解及穩定工程圖則



Legend:

圖例：

Development boundary
發展項目的界線

Registered Slope Features
已登記斜坡

15NE-C/C 73

Green cross-hatched black area boundary
綠色間黑交叉線範圍界線

Potentially unstable rock boulder removed
PURB1 - Boulder reference number
(PURB1 to PURB3, total 3 nos.)
已移除之潛在可能不穩定的岩石
岩石參考編號PURB1至PURB3，
總共三個編號

PURB1

Scale 比例： 0 10 20 40 60 (M米)



Green cross-hatched black area
綠色間黑交叉線範圍

29. MODIFICATION 修訂

No application to the Government for a modification of the Land Grant for this Development is underway.

現時並無向「政府」申請修訂「發展項目」的「批地文件」。

30. INFORMATION IN APPLICATION FOR CONCESSION ON GROSS FLOOR AREA OF BUILDING 申請建築物總樓面面積寬免的資料

Breakdown of GFA Concessions Obtained for All Features

Latest information on breakdown of GFA concessions as shown on the general building plans submitted to and approved by the Building Authority (BA) prior to the printing of the sales brochure is tabulated below.

獲寬免總樓面面積的設施分項

於印製售樓說明書前呈交予並已獲建築事務監督批准的一般建築圖則上有關總樓面面積寬免的分項的最新資料，請見下表。

Disregarded GFA under Building (Planning) Regulations 23(3)(b) 根據《建築物(規劃)規例》第23(3)(b)條不計算的總樓面面積		Area (sq. m.) 面積(平方米)
1.	Carpark and loading/unloading area excluding public transport terminus 停車場及上落客貨地方(公共交通總站除外)	8454.426
2.	Plant rooms and similar services 機房及相類設施	
2.1	Mandatory feature or essential plant room, area of which is limited by respective Practice Notes for Authorized Persons, Registered Structural Engineers and Registered Geotechnical Engineers (PNAP) or regulation such as lift machine room, telecommunications and broadcasting (TBE) room, refuse storage and material recovery chamber, etc. 所佔面積受相關《認可人士、註冊結構工程師及註冊岩土工程師作業備考》(《作業備考》)或規例限制的強制性設施或必要機房，例如升降機機房、電訊及廣播設備室、垃圾及物料回收房等	137.918
2.2	Mandatory feature or essential plant room, area of which is NOT limited by any PNAP or regulation such as room occupied solely by fire services installations (FSI) and equipment, meter room, transformer room, potable and flushing water tank, etc. 所佔面積不受任何《作業備考》或規例限制的強制性設施或必要機房，例如僅由消防裝置及設備佔用的房間、電錶房、電力變壓房、食水及鹹水缸等	1761.791
2.3	Non-mandatory or non-essential plant room such as air-conditioning (A/C) plant room, air handling unit (AHU) room, etc. 非強制性或非必要機房，例如空調機房、送風櫃房等	Not Applicable 不適用
Green Features under Joint Practice Notes 1 and 2 根據聯合作業備考第1及第2號提供的環保設施		Area (sq. m.) 面積(平方米)
3.	Balcony 露台	357.111
4.	Wider common corridor and lift lobby 加闊的公用走廊及升降機大堂	Not Applicable 不適用
5.	Communal sky garden 公用空中花園	Not Applicable 不適用
6.	Acoustic fin 隔聲鱗	Not Applicable 不適用
7.	Wing wall, wind catcher and funnel 翼牆、捕風器及風斗	Not Applicable 不適用
8.	Non-structural prefabricated external wall 非結構預製外牆	442.936
9.	Utility platform 工作平台	Not Applicable 不適用
10.	Noise barrier 隔音屏障	Not Applicable 不適用
Amenity Features 適意設施		Area (sq. m.) 面積(平方米)
11.	Caretaker's quarters, counter, office, store, guard room and lavatory for watchman and management staff and owners' corporation office 管理員宿舍、供保安人員和管理處員工使用的櫃位、辦事處、貯物室、警衛室和廁所，以及業主立案法團辦事處	53.179
12.	Residential recreational facilities including void, plant room, swimming pool filtration plant room, covered walkway, etc. serving solely the recreational facilities 住戶康樂設施，包括僅供康樂設施使用的中空空間、機房、游泳池的濾水機房、有蓋人行道等	1049.238
13.	Covered landscaped and play area 有蓋園景區及遊樂場地	Not Applicable 不適用
14.	Horizontal screen/covered walkway and trellis 橫向屏障/有蓋人行道及花棚	Not Applicable 不適用
15.	Larger lift shaft 擴大升降機槽	108.922

30. INFORMATION IN APPLICATION FOR CONCESSION ON GROSS FLOOR AREA OF BUILDING
申請建築物總樓面面積寬免的資料

Amenity Features 適意設施		Area (sq. m.) 面積 (平方米)
16.	Chimney shaft 煙囪管道	Not Applicable 不適用
17.	Other non-mandatory or non-essential plant room, such as boiler room, satellite master antenna television (SMATV) room 其他非強制性或非必要機房，例如鍋爐房、衛星電視共用天線房	Not Applicable 不適用
18.	Pipe duct, air duct for mandatory feature or essential plant room 強制性設施或必要機房所需的管槽及氣槽	223.248
19.	Pipe duct, air duct for non-mandatory or non-essential plant room 非強制性設施或非必要機房所需的管槽及氣槽	Not Applicable 不適用
20.	Plant room, pipe duct, air duct for environmentally friendly system and feature 環保系統及設施所需的機房、管槽及氣槽	Not Applicable 不適用
21.	Void in duplex domestic flat and house 複式住宅單位及洋房的中空空間	34.432
22.	Sunshade and reflector 遮陽篷及反光罩	Not Applicable 不適用
23.	Minor projection such as A/C box, A/C platform, window cill and projecting window 小型伸出物，例如空調機箱、空調機平台、窗檻及伸出的窗台	Not Applicable 不適用
24.	Other projection such as A/C box and platform not covered in paragraph 3(b) and (c) of PNAP APP-19 《作業備考》APP-19 第3(b)及(c)段沒有涵蓋的其他伸出物，如空調機箱及空調機平台	Not Applicable 不適用
Other Exempted Items 其他項目		Area (sq. m.) 面積 (平方米)
25.	Refuge floor including refuge floor cum sky garden 庇護層，包括庇護層兼空中花園	Not Applicable 不適用
26.	Covered area under large projecting/ overhanging feature 大型伸出/外懸設施下的有蓋地方	Not Applicable 不適用
27.	Public transport terminus 公共交通總站	Not Applicable 不適用
28.	Party structure and common staircase 共用構築物及公用樓梯	Not Applicable 不適用
29.	Horizontal area of staircase, lift shaft and vertical duct solely serving floor accepted as not being accountable for GFA 僅供獲接納不計入總樓面面積的樓層使用的樓梯、升降機槽及垂直管道的水平面積	237.35
30.	Public passage 公眾通道	Not Applicable 不適用
31.	Covered set back area 有蓋的後移部分	Not Applicable 不適用
Bonus GFA 額外總樓面面積		Area (sq. m.) 面積 (平方米)
32.	Bonus GFA 額外總樓面面積	Not Applicable 不適用
Additional Green Features under Joint Practice Note (No. 8) 根據聯合作業備考(第8號)提供的額外環保設施		Area (sq. m.) 面積 (平方米)
33.	Buildings adopting Modular Integrated Construction 採用「組裝合成」建築法的樓宇	Not Applicable 不適用

Notes:

The above table is based on the requirements as stipulated in the Practice Note for Authorized Persons, Registered Structural Engineers and Registered Geotechnical Engineers ADM-2 issued by the Buildings Department. The Buildings Department may revise such requirements from time to time as appropriate.

備註：

上述表格是根據屋宇署所發出的《認可人士、註冊結構工程師及註冊岩土工程師作業備考》ADM-2 規定的要求而制訂的，屋宇署會按實際需要不時更改有關要求。

30. INFORMATION IN APPLICATION FOR CONCESSION ON GROSS FLOOR AREA OF BUILDING
申請建築物總樓面面積寬免的資料

Environment Assessment of the Building
建築物的環境評估

Green Building Certification

Assessment result under the **BEAM Plus** certification conferred / issued by Hong Kong Green Building Council Limited (HKGBC) for the building prior to the printing of the sales brochure or its addenda.

Provisional UNCLASSIFIED



Application no.: PAU0092/23

綠色建築認證

在印刷此售樓說明書或其附頁前，本物業根據香港綠色建築議會有限公司頒授 / 發出的綠建環評認證評級。

**暫定評級
不予評級**



申請編號: PAU0092/23

Estimated Energy Performance or Consumption for the Common Parts of the Development
發展項目的公用部分的預計能量表現或消耗

Latest information on the estimated energy performance or consumption for the common parts of the Development as submitted to the Building Authority prior to the printing of the sales brochures:

於印製售樓說明書前呈交予建築事務監督發展項目的公用部分的預計能量表現或消耗的最近期資料：

Part I 第 I 部分					
Provision of Central Air Conditioning 提供中央空調				NO 否	
Provision of Energy Efficient Features 提供具能源效益的設施				YES 是	
Energy Efficient Features proposed 擬安裝的具能源效益的設施				High performance variable refrigerant volume system 高效能可變製冷劑流量系統	
Part II: The predicted annual energy use of the completed building ^(Notes 1) 第 II 部分：已竣工樓宇預計每年能源消耗量 ^(備註1)					
Location 位置	Internal Floor Area Served (m ²) 使用有關裝置的內部樓面面積 (平方米)	Annual Energy Use of Baseline Building ^(Notes 2) 基線樓宇 ^(備註2) 每年能源消耗量		Annual Energy Use of Proposed Building 擬興建樓宇每年能源消耗量	
		Electricity kWh/m ² /annum 電力 千瓦小時/平方米/年	Town Gas/LPG Unit/m ² /annum 煤氣/石油氣 用量單位/平方米/年	Electricity kWh/m ² /annum 電力 千瓦小時/平方米/年	Town Gas/LPG Unit/m ² /annum 煤氣/石油氣 用量單位/平方米/年
Central building services installation ^(Notes 3) 中央屋宇裝備裝置 ^(備註3)	820	201	Not Applicable 不適用	194	Not Applicable 不適用

30. INFORMATION IN APPLICATION FOR CONCESSION ON GROSS FLOOR AREA OF BUILDING
申請建築物總樓面面積寬免的資料

Part III: The following installation(s) are completed in accordance with the relevant Codes of Practices published by the Electrical and Mechanical Services Department (EMSD) 第 III 部分：以下裝置乃按機電工程署公布的相關實務守則完成			
Type of Installations 裝置類型	YES 是	NO 否	Not Applicable 不適用
Lighting Installations 照明裝置	✓	-	-
Air Conditioning Installations 空調裝置	✓	-	-
Electrical Installations 電力裝置	✓	-	-
Lift and Escalator Installations 升降機及自動梯的裝置	✓	-	-
Performance-based Approach 以總能源為本的方法	✓	-	-

Notes:

- In general, the lower the estimated “Annual Energy Use” of the building, the more efficient of the building in terms of energy use. For example, if the estimated “annual energy use of proposed building” is less than the estimated “annual energy use of baseline building”, it means the predicted use of energy is more efficient in the proposed building than in the baseline building. The larger the reduction, the greater the efficiency.
The predicted annual energy use, in terms of electricity consumption (kWh/m²/annum) and town gas/LPG consumption (unit/m²/annum), of the development by the internal floor area served, where:
 - “total annual energy use” has the same meaning of “annual energy use” under Section 4 and Appendix 8 of the BEAM Plus for New Buildings (current version); and
 - “internal floor area”, in relation to a building, a space or a unit means the floor area of all enclosed space measured to the internal faces of enclosing external and/or party walls.
- “Baseline Building” has the same meaning as “Baseline Building Model (zero-credit benchmark)” under Section 4 and Appendix 8 of the BEAM Plus for New Building (current version).
- “Central Building Services Installation” has the same meaning as that in the Code of Practice for Energy Efficiency of Building Services Installations issued by the Electrical and Mechanical Services Department.

備註：

- 一般而言，一棟樓宇的預計“每年能源消耗量”愈低，其節約能源的效益愈高。如一棟樓宇預計的“每年能源消耗量”低於該樓宇的“基線樓宇每年能源消耗量”，則代表預計該樓宇的能源應用較其基線樓宇有效，削減幅度愈大則代表有關樓宇能源節約的效益愈高。
預計每年能源消耗量（以耗電量（千瓦小時/平方米/年）及煤氣/石油氣消耗量（用量單位/平方米/年）計算），指將發展項目的每年能源消耗總量除以使用有關裝置的內部樓面面積所得出的商，其中：
 - “每年能源消耗量”與新建樓宇 BEAM Plus 標準（現行版本）第 4 節及附錄 8 中的「年能源消耗」具有相同涵義；及
 - 樓宇、空間或單位的“內部樓面面積”，指外牆及/或共用牆的內壁之內表面起量度出來的樓面面積。
- “基準樓宇”與新建樓宇 BEAM Plus 標準（現行版本）第 4 節及附錄 8 中的“基準建築物模式（零分標準）”具有相同涵義。
- “中央屋宇裝備裝置”與機電工程署發出的《屋宇裝備裝置能源效益實務守則》中的涵義相同。

31. RELEVANT INFORMATION

有關資料

1. According to Approved Stanley Outline Zoning Plan No. S/H19/16 (“OZP”), the areas located on the west side of the Development are zoned as “green belt” and “coastal protection area” respectively. According to the Schedule of Uses to the OZP,
 - (a) For area zoned as “green belt”,

“The planning intention of this zone is for the conservation of the existing natural environment amid the built-up areas/at the urban fringe, to safeguard it from encroachment by urban type development, and to provide additional outlets for passive recreational activities. There is a general presumption against development within this zone.”
 - (b) For area zoned as “coastal protection area”,

“There is a general presumption against development in this zone. In general, only developments that are needed to support the conservation of the existing natural landscape or scenic quality of the area or are essential infrastructure projects with overriding public interest may be permitted.”
 2. No supply of salt water for flushing

There is no supply of salt water to the Development for flushing.
1. 根據《赤柱分區計劃大綱核准圖編號S/H19/16》(「分區計劃大綱圖」), 「發展項目」西面的範圍已分區為「綠化地帶」及「海岸保護區」。按照「分區計劃大綱圖」的土地用途表,
 - (a) 分區為「綠化地帶」的範圍：

『此地帶的規劃意向，主要是保育已建設地區/市區邊緣地區內的現有天然環境、防止市區式發展滲入這些地區，以及提供更多靜態康樂地點。根據一般推定，此地帶不宜進行發展。』
 - (b) 分區為「海岸保護區」的範圍：

『根據一般推定，此地帶不宜進行發展。大體而言，有需要進行以助保育區內現有天然景觀或風景質素的發展，或者絕對基於公眾利益而必須進行的基礎設施項目，才可能會獲得批准。』
 2. 沒有咸水供應沖廁

發展項目沒有咸水供應沖廁。

32. WEBSITE ADDRESS DESIGNATED BY THE VENDOR FOR THE DEVELOPMENT
賣方就發展項目指定的互聯網網址

The address of the website designated by the Vendor for the Development for the purposes of Part 2 of the Residential Properties (First-hand Sales) Ordinance:

www.onestanley.com.hk

賣方為施行《一手住宅物業銷售條例》第2部而就發展項目指定的互聯網網站的網址：

www.onestanley.com.hk

33. DATE OF PRINTING OF SALES BROCHURE
售樓說明書印製日期

This page left blank intentionally
本頁故意留白

34. POSSIBLE FUTURE CHANGES
日後可能出現的改變

There may be future changes to the Development and the surrounding areas.

發展項目及其周邊地區日後可能出現改變。

